

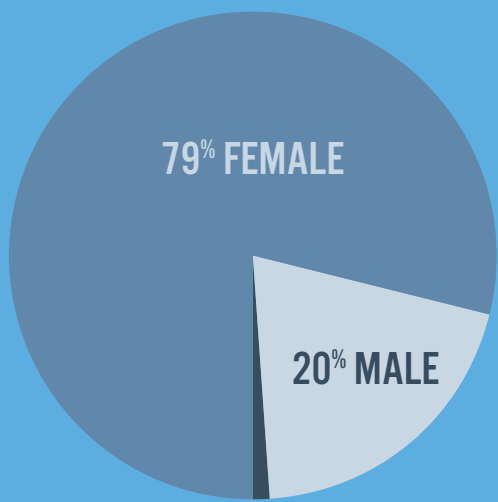
WHO PARTICIPATED IN THE CENSUS?

40% PARTICIPATION RATE

3,844 out of a possible 9,736 employees participated in the survey. Which is the highest response rate of a recent employee survey

 MEMBERS FROM EVERY EMPLOYEE GROUP PARTICIPATED IN THE CENSUS

GENDER IDENTITY




Less than 1% of employees identified as a gender minority

SEXUAL ORIENTATION

4.5% of WRDSB employees reported a minority sexual orientation
Identified sexualities included: asexual, bisexual, gay, lesbian, pansexual, queer, questioning, and two-spirit

RACIAL IDENTITY



92.1% OF RESPONDANTS IDENTIFIED AS WHITE

ETHNIC/CULTURAL ORIGIN




93% EUROPEAN NORTH AMERICAN

7% NON-EUROPEAN



98.6% of WRDSB employees have Canadian citizenship and 12% were born outside of Canada

LANGUAGES SPOKEN



76 DIFFERENT FIRST LANGUAGES

FIRST NATIONS, MÉTIS, INUIT SELF-IDENTIFICATION



In total, 59 employees (1.6%) identified as First Nations, Métis, and/or Inuit

RELIGIOUS & SPIRITUAL AFFILIATIONS

OF WRDSB EMPLOYEES



*Minority religious/spiritualities includes: Buddhism, Hinduism, Indigenous Spirituality, Islam, Judaism, and Sikhism

14% OF EMPLOYEES IDENTIFIED A DISABILITY OR HEALTH CONDITION

Including 7% who identified a mental health disability or condition