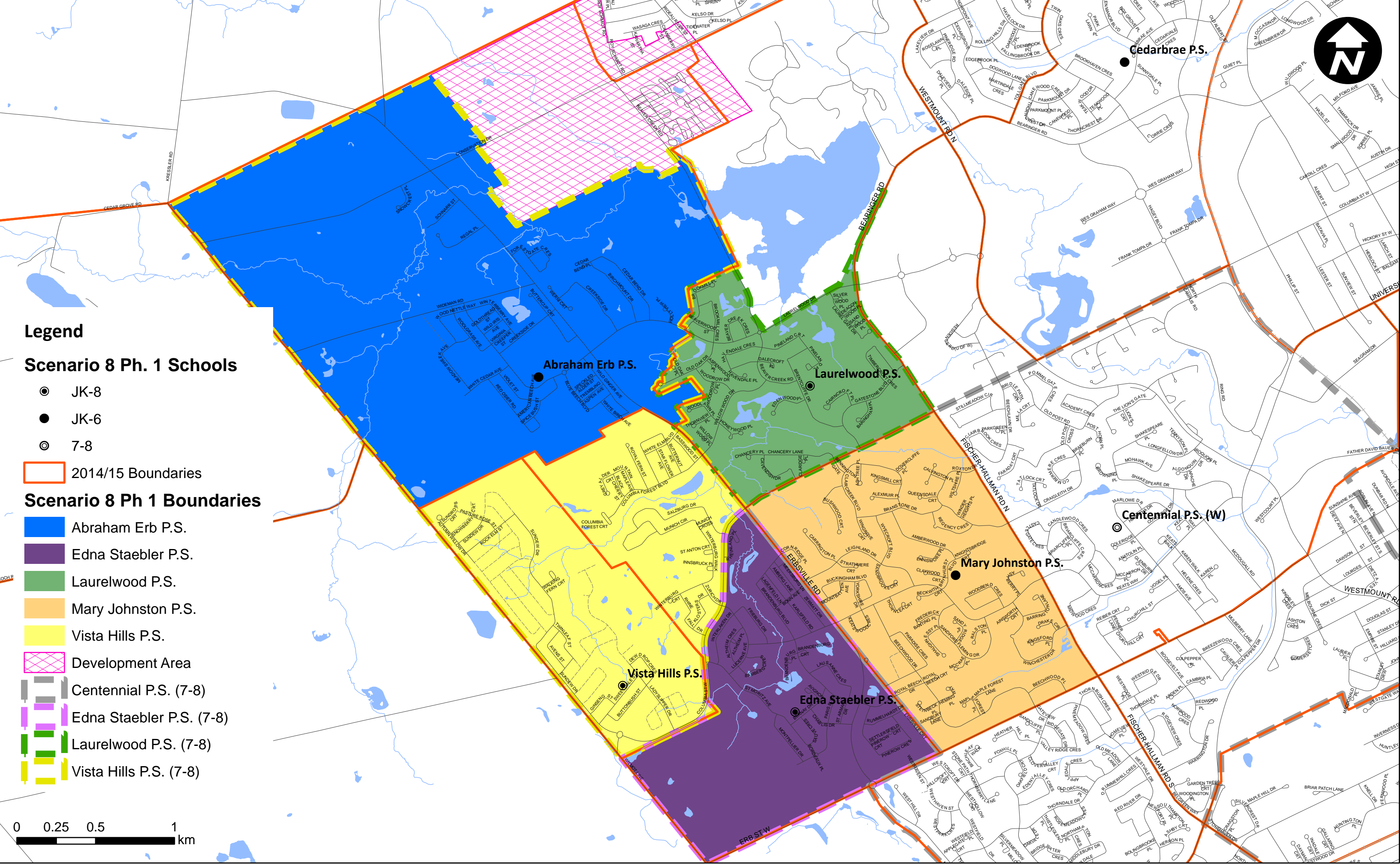
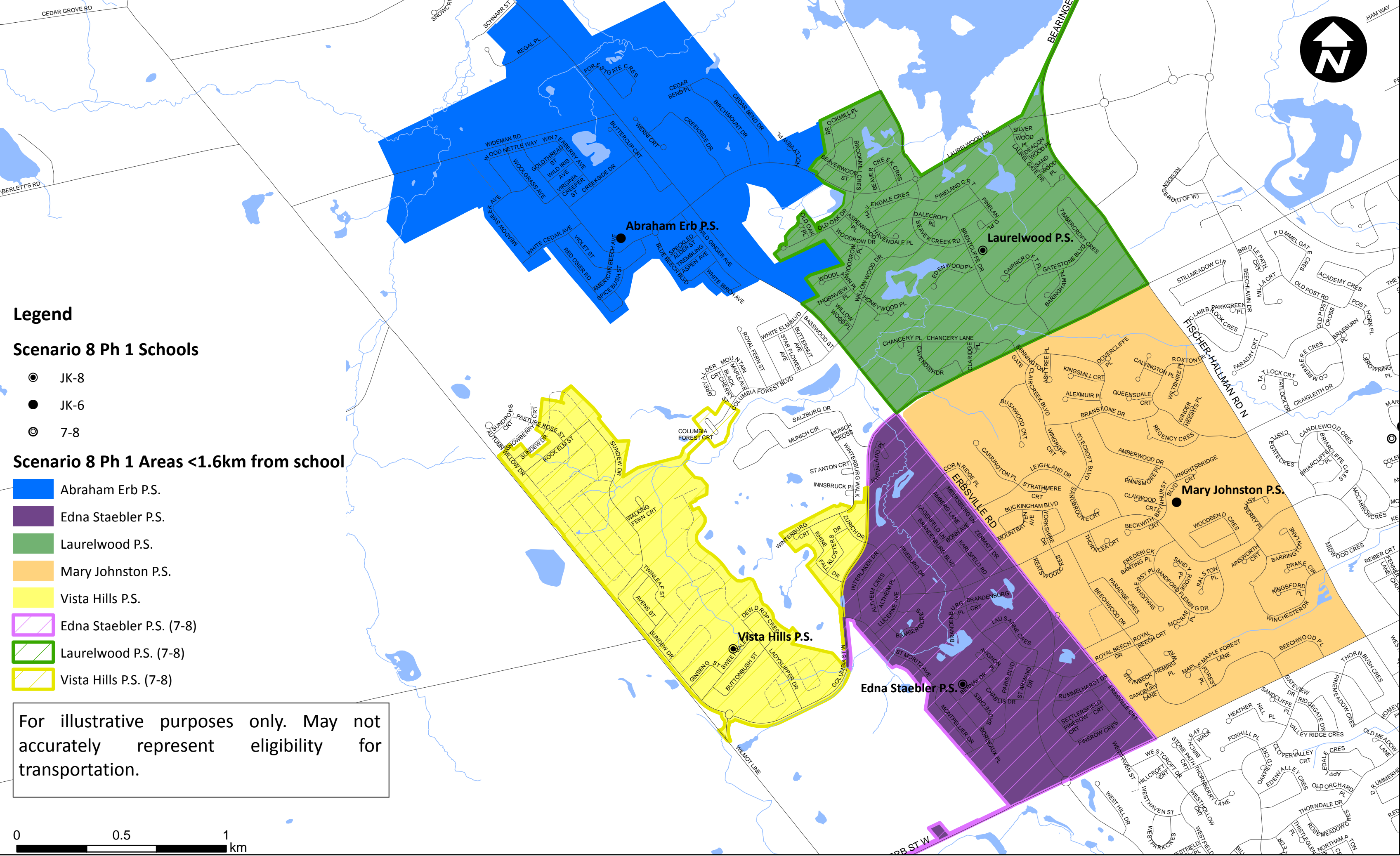


Scenario 8 Phase 1 Proposed Boundaries



Scenario 8 Ph. 1 Areas within Walking Distance of Assigned School (1.6 km - Grs. 1-8)



West Waterloo Elementary Schools Boundary Study

Scenario 8 PHASE 1

Description (Phase 1)

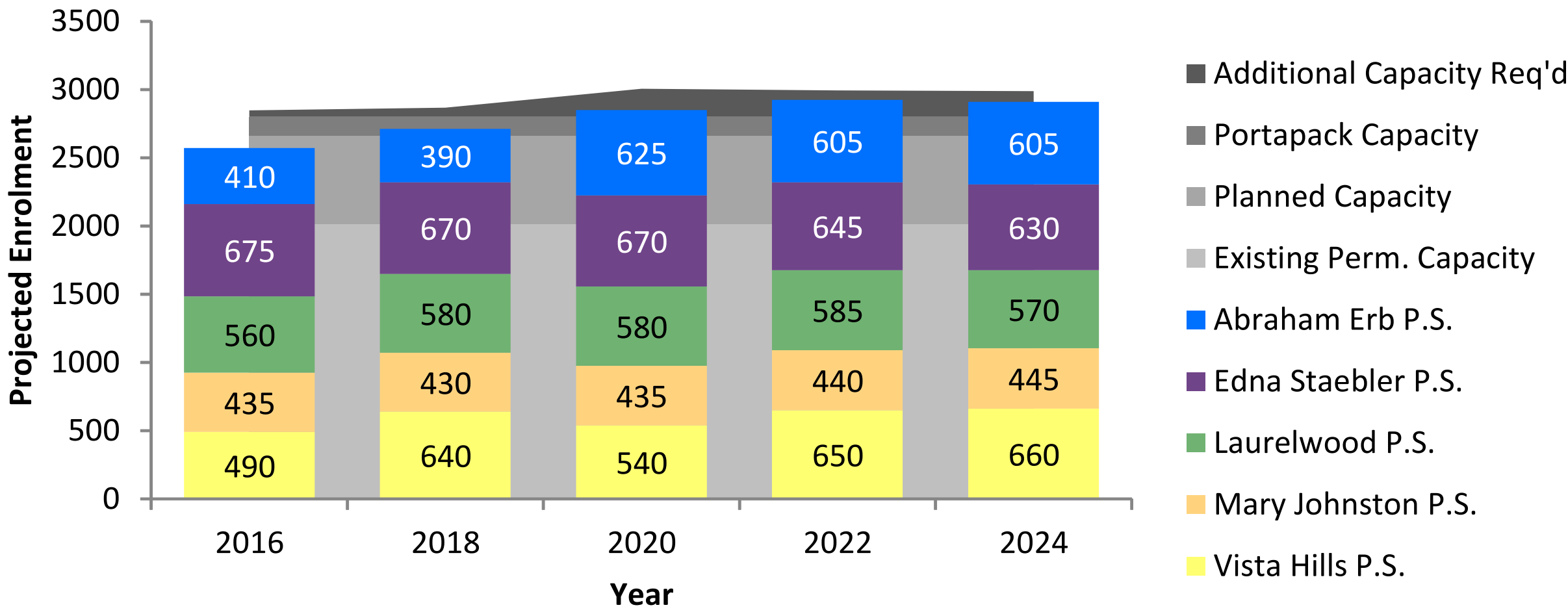
- Vista Hills P.S. (JK-8) boundary takes in portions of the current Cedarbrae P.S., Edna Staebler P.S. and Laurelwood P.S. (7-8) boundaries
- Development Area boundary established (Beaver Creek Meadows) - future school to be determined

Possible Further Considerations:

- Where French Immersion students affected by changes attend
- Grandfathering
- Phasing Grade 7 and 8 in at Vista Hills P.S. over a 2 year period

Projected Enrolment by School (Phases 1 & 2)

School	Total Capacity	Enrolment Projection by Year						
		PHASE 1			PHASE 2			
		Grades	2016	2018	Grades	2020	2022	2024
Abraham Erb P.S.	487	JK-6	410	390	JK-8	625	605	605
Edna Staebler P.S.	706	JK-8	675	670	JK-8	670	645	630
Laurelwood P.S.	375	JK-8	560	580	JK-8	580	585	570
Mary Johnston P.S.	447	JK-6	435	430	JK-6	435	440	445
Vista Hills P.S.	647	JK-8	490	640	JK-8	540	650	660
Total	2662		2570	2710		2850	2925	2910



Existing Perm. Capacity = Permanent On-the-ground capacity (Ministry of Education loading of rooms in the school)  
Planned Capacity = Funded capacity yet to be built (i.e., Vista Hills P.S.)  
Additional Capacity Req'd = Additional unfunded capacity required at Study Area schools to support this scenario  
Portapack Capacity = a series of temporary classrooms (portables) connected to the school with a hallway and roof.

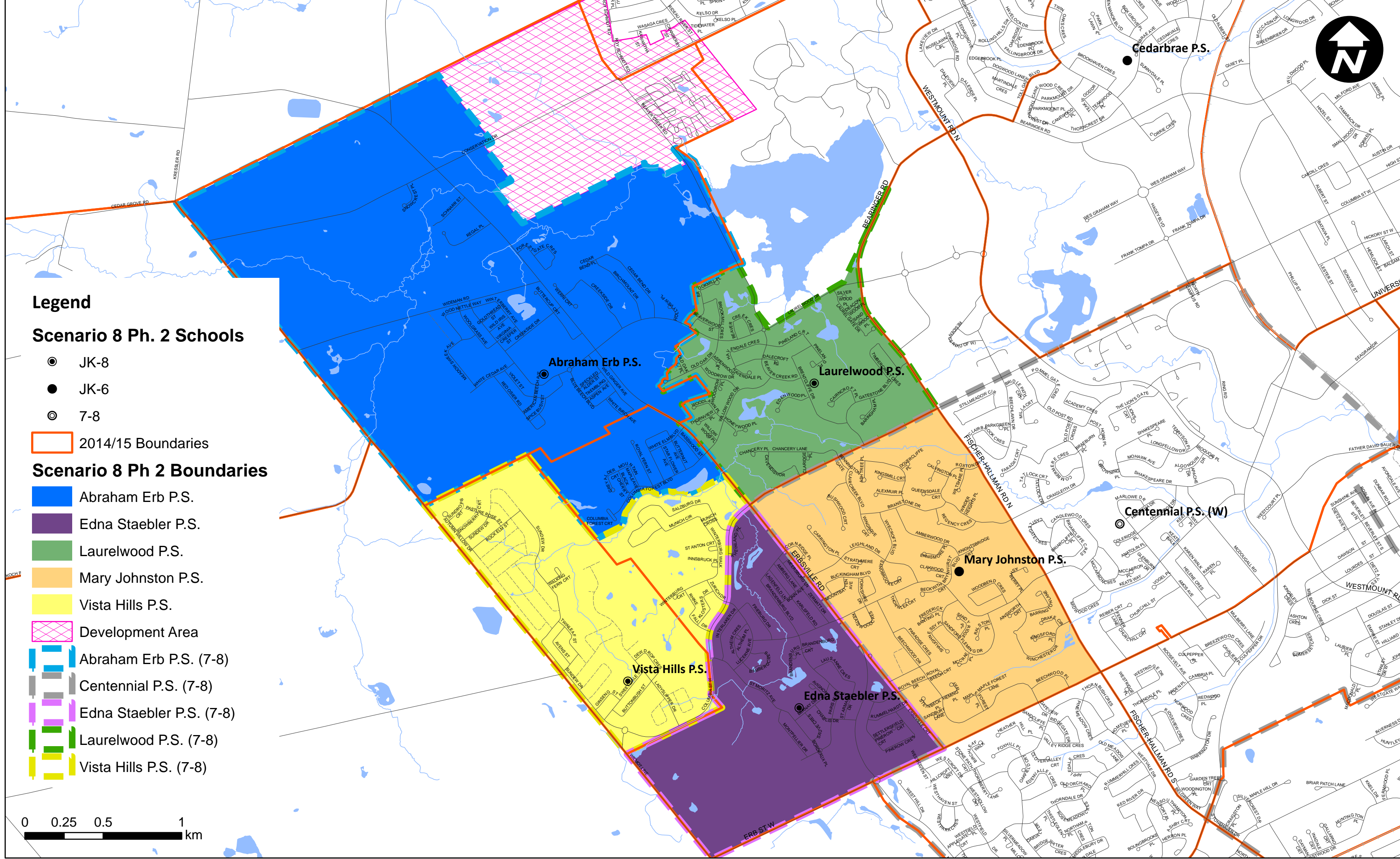
Note: Enrolment projections are estimates based on several assumptions and use the most current data available. Development area projections are rough estimates of the number of students expected to be generated by proposed plans of subdivision. Only those units in plans with development applications currently under review by the City of Waterloo have been included in the projections. Timing of development is dependent on plan registration and the motivation of developers to proceed with construction (housing market).

Study Objectives (Phase 1)

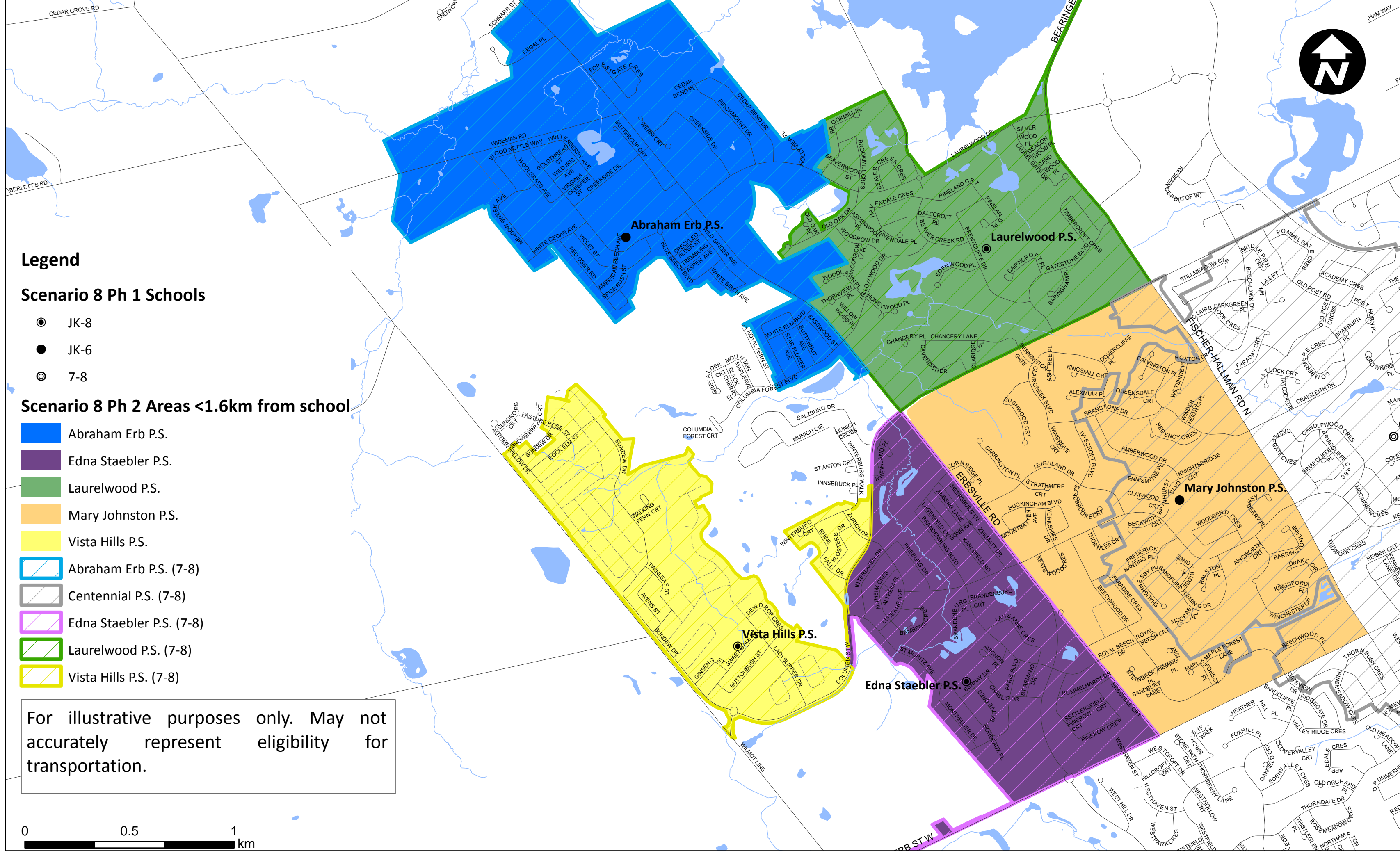
Objective	Abraham Erb PS	Edna Staebler PS	Laurelwood PS	Mary Johnston PS	Vista Hills PS
To establish a boundary for the new Vista Hills Public School					YES
To increase the number of classes instructed in permanent classrooms in a cost-effective way	YES	YES	Approx. 9 classrooms needed	YES	YES
To provide equitable learning opportunities for students and staff by Moving towards the following criteria:					
A minimum of 2 classes per grade in JK-6 (built capacity between 350 and 525 students)	YES	YES	YES	YES	YES
More than 2 classes per grade in Grades 7-8 (>100 students) to support program	N/A	YES	YES	N/A	YES
JK-8 facilities with a built capacity between 500 and 700 students	N/A	YES	YES	N/A	Beyond 2016
Minimize the number of schools with enrolments over 700 students wherever possible	YES	YES	YES	YES	YES
Minimize the transition of elementary students between schools where practical	NO, attend Vista Hills PS for 7-8	YES	YES	NO, attend CNW for 7-8	YES
To increase the number of students within a safe walking distance (e.g., signalized intersections to cross at, crossing guards present) to their assigned school (<1.6km)	NO CHANGE	YES, Columbia St crossing eliminated	NO, eliminated portion of 7-8 boundary w/ 1.6 km	NO CHANGE	YES



Scenario 8 Phase 2 Proposed Boundaries



Scenario 8 Ph. 2 Areas within Walking Distance of Assigned School (1.6 km - Grs. 1-8)



For illustrative purposes only. May not accurately represent eligibility for transportation.

West Waterloo Elementary Schools Boundary Study

Scenario 8 PHASE 2

Description (Phase 2)

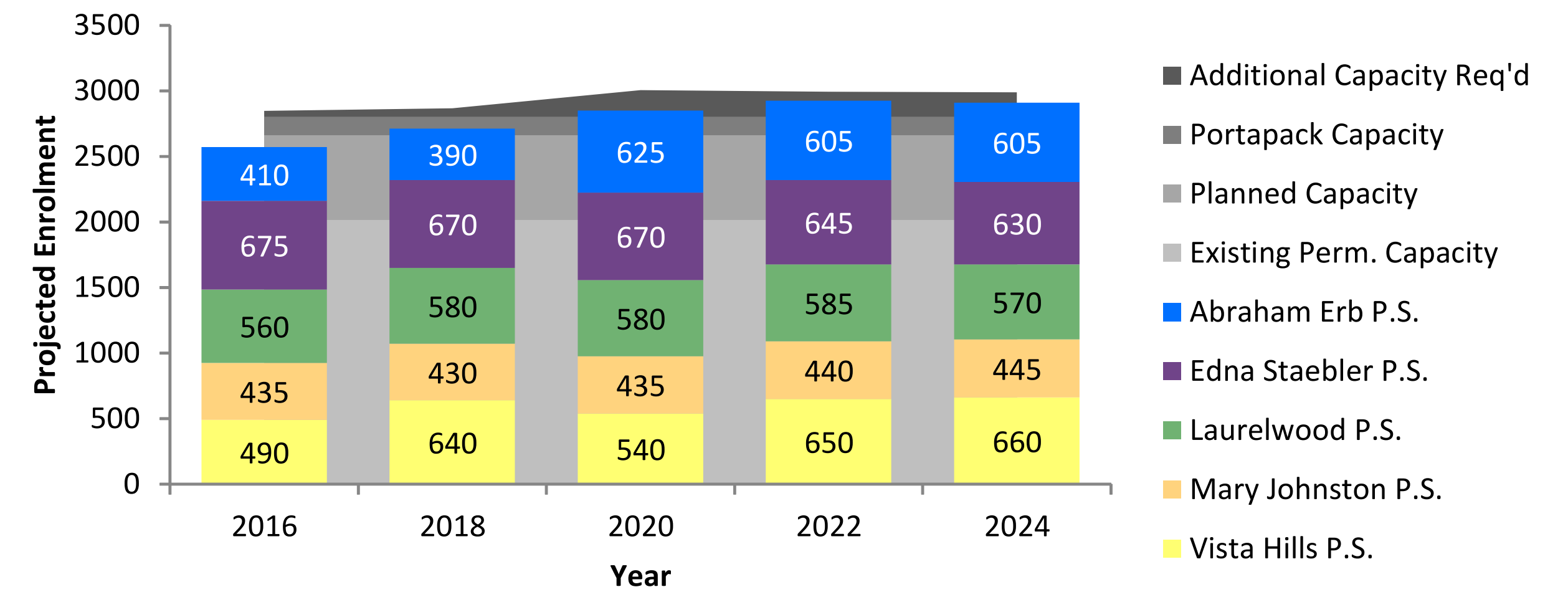
- Vista Hills P.S. (JK-8) boundary takes in portions of the current Cedarbrae P.S. and Edna Staebler P.S. boundaries
- Abraham Erb P.S. becomes JK-8
- Columbia Forest area (currently attending Edna Staebler P.S.) redirected to Abraham Erb P.S.
- Development Area boundary established (Beaver Creek Meadows) - future school to be determined

Possible Further Considerations:

- Where French Immersion students affected by changes attend
- Grandfathering
- Phasing Grade 7 and 8 in at Abraham Erb P.S. over a 2 year period

Projected Enrolment by School (Phases 1 & 2)

School	Total Capacity	Enrolment Projection by Year						
		PHASE 1			PHASE 2			
		Grades	2016	2018	Grades	2020	2022	2024
Abraham Erb P.S.	487	JK-6	410	390	JK-8	625	605	605
Edna Staebler P.S.	706	JK-8	675	670	JK-8	670	645	630
Laurelwood P.S.	375	JK-8	560	580	JK-8	580	585	570
Mary Johnston P.S.	447	JK-6	435	430	JK-6	435	440	445
Vista Hills P.S.	647	JK-8	490	640	JK-8	540	650	660
Total	2662		2570	2710		2850	2925	2910



Existing Perm. Capacity = Permanent On-the-ground capacity (Ministry of Education loading of rooms in the school)  
Planned Capacity = Funded capacity yet to be built (i.e., Vista Hills P.S.)  
Additional Capacity Req'd = Additional unfunded capacity required at Study Area schools to support this scenario  
Portapack Capacity = a series of temporary classrooms (poratbles) connected to the school with a hallway and roof.

Note: Enrolment projections are estimates based on several assumptions and use the most current data available. Development area projections are rough estimates of the number of students expected to be generated by proposed plans of subdivision. Only those units in plans with development applications currently under review by the City of Waterloo have been included in the projections. Timing of development is dependent on plan registration and the motivation of developers to proceed with construction (housing market).

Study Objectives (Phase 2)

Objective	Abraham Erb PS	Edna Staebler PS	Laurelwood PS	Mary Johnston PS	Vista Hills PS
To establish a boundary for the new Vista Hills Public School		N/A			YES
To increase the number of classes instructed in permanent classrooms in a cost-effective way	Approx. 6 classrooms needed for Gr. 7-8	YES	Approx. 9 classrooms needed	YES	Approx. 1 classroom needed
To provide equitable learning opportunities for students and staff by Moving towards the following criteria:					
A minimum of 2 classes per grade in JK-6 (built capacity between 350 and 525 students)	YES	YES	YES	YES	YES
More than 2 classes per grade in Grades 7-8 (>100 students) to support program	N/A	YES	YES	N/A	YES
JK-8 facilities with a built capacity between 500 and 700 students	N/A	YES	YES	N/A	YES
Minimize the number of schools with enrolments over 700 students wherever possible	YES	YES	YES	YES	YES
Minimize the transition of elementary students between schools where practical	YES	YES	YES	NO, attend CNW for 7-8	YES
To increase the number of students within a safe walking distance (e.g., signalized intersections to cross at, crossing guards present) to their assigned school (<1.6km)	YES	YES, Columbia St crossing eliminated	NO CHANGE	YES	YES