




Waterloo Region
District School Board

West Waterloo Elementary Schools Boundary Study

Working Group Meeting #6

June 4, 2015

Agenda

1. Welcome
 2. Draft Minutes Review/Approval
 3. Scenario Discussion
 - a. Scenario 11
 - b. Scenario 12
 - c. Scenario 13
 4. Draft recommendations
 5. Meeting schedule
 6. Roundtable
- 

Erbsville Rd Crossing

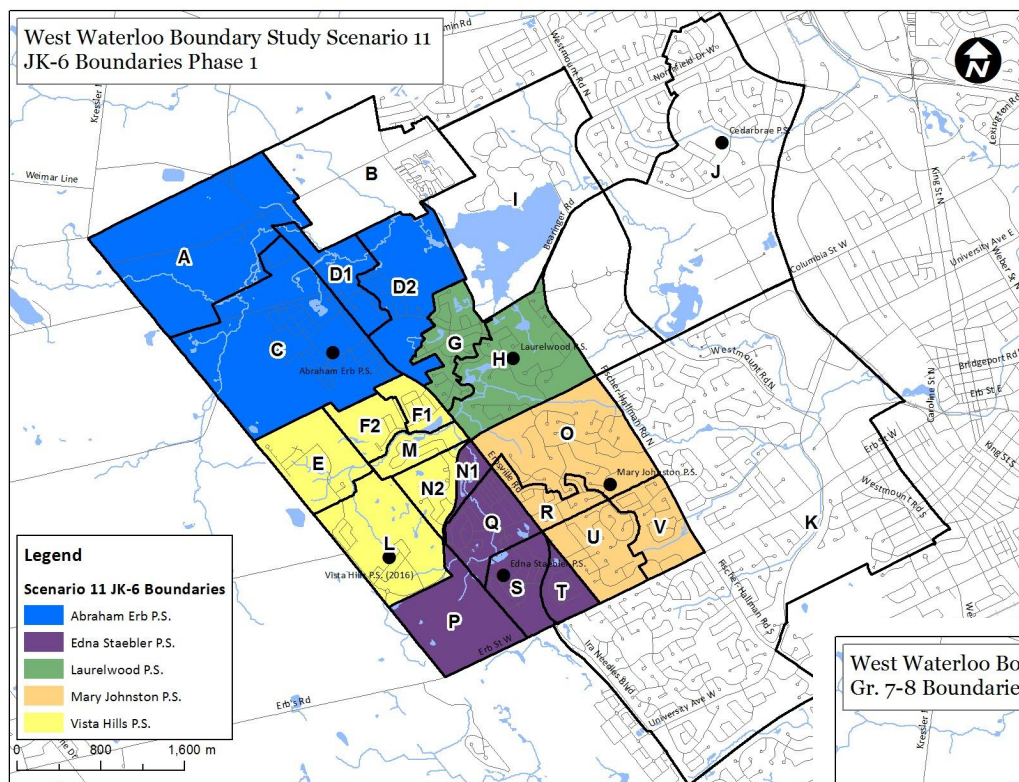
Information from the City of Waterloo Re: Crossing Erbville Road at Chablis

- To date, no complaints from Adult Crossing Guard with respect to safety of crossing
- Recent data collection indicates Guard is not used as well in the AM as in the PM
 - AM: average 20-35 students
 - PM: average 30-60 students
- To date, no requests for an Adult Crossing Guard to be placed at the roundabout (Erbville and Erb/Ira Needles)
- No Environmental Assessment has been completed yet to expand the width/number of lanes for Erbville Road; therefore timing unknown (still a number of years away, if at all)
 - West side is currently 2 lanes that need to be crossed due to right hand turn lane

Re: Costco concerns due to increased volume of traffic

- Not a change for AM crossing - Costco does not open until 10:00 AM
- PM bell time does not align with PM peak commercial/residential traffic volumes in general

West Waterloo Boundary Study Scenario 11
JK-6 Boundaries Phase 1

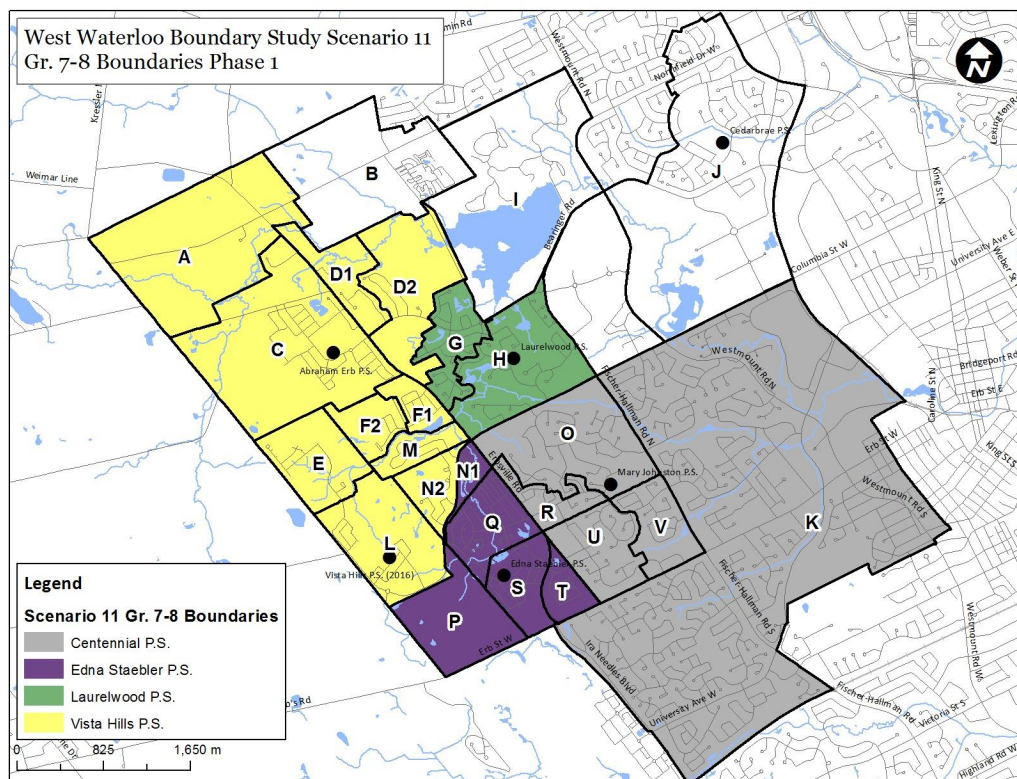


Scenario 11

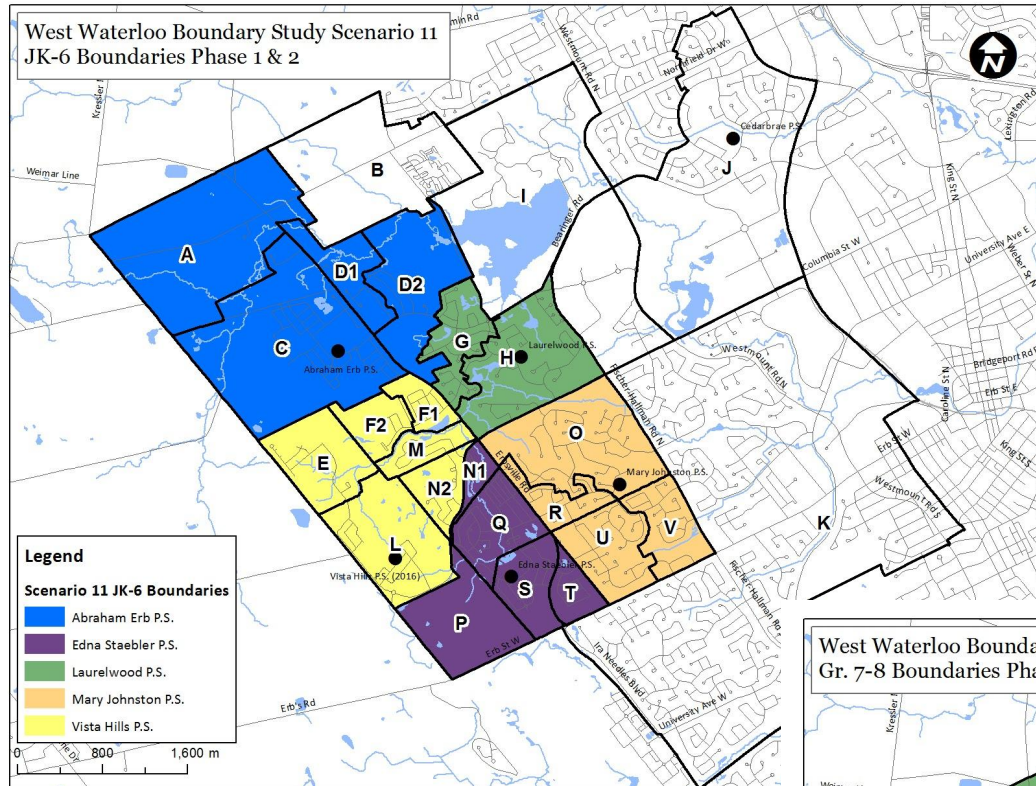
Phase 1 approx. 2016-2019

- Same as Scenario 8 Phase 1

West Waterloo Boundary Study Scenario 11
Gr. 7-8 Boundaries Phase 1



West Waterloo Boundary Study Scenario 11
JK-6 Boundaries Phase 1 & 2

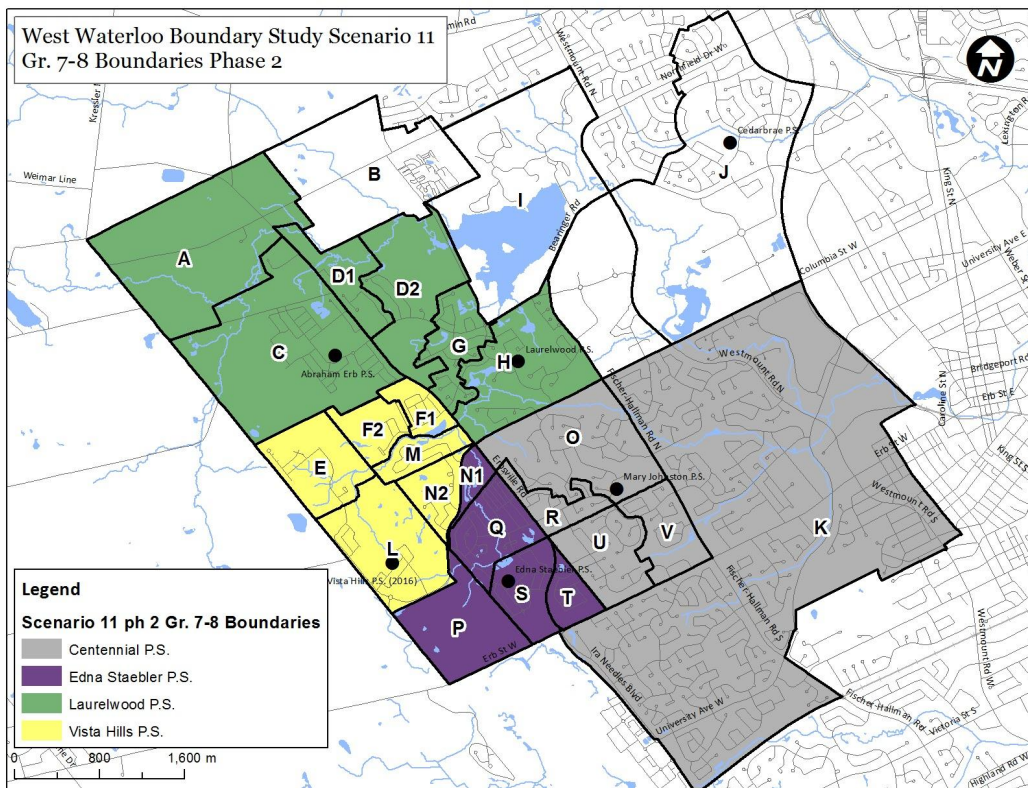


Scenario 11

Phase 2 approx. 2020+

- Similar to Scenario 9 Phase 2 except all of Area F stays together at Vista Hills PS
- No change to JK-6 boundary between Phase 1 and Phase 2
- Abraham Erb PS feeds Laurelwood PS for Grades 7-8 starting in approx. 2020 (change from Vista Hills PS in Phase 1)

West Waterloo Boundary Study Scenario 11
Gr. 7-8 Boundaries Phase 2



Scenario 11 with Grandfathering

School	Total Capacity	Year PHASE 1			Year PHASE 2			
		Grades	2016	2018	Grades	2020	2022	2024
Abraham Erb P.S.	487	JK-6	410	390	JK-6	335	355	360
Edna Staebler P.S.	706	JK-8	765	710	JK-8	690	665	655
Laurelwood P.S.	375	JK-8	625	620	JK-8	645	670	660
Mary Johnston P.S.	447	JK-6	435	430	JK-6	435	440	445
Vista Hills P.S.	647	JK-8	340	565	JK-8	720	795	785
Total	2662		2575	2715		2845	2925	2905

Enrolment projections include the following grandfathering provisions:

- 2016-2019 (estimated)
 - All Grade 8 students stay at 2015/16 school and finish there (Vista Hills PS JK-7 in 2016, JK-8 in 2017)
 - All FI students Grades 2-8 stay at 2015/16 school (assumes a Gr 1 FI class at Vista Hills PS in 2016) and finish there
 - All Grade 7 & 8 FI students in areas A, C, D attend Laurelwood PS
- 2020+ (estimated)
 - All Grade 8 students stay at 2019/20 school and finish there

Scenario 11 Grade Breakdown

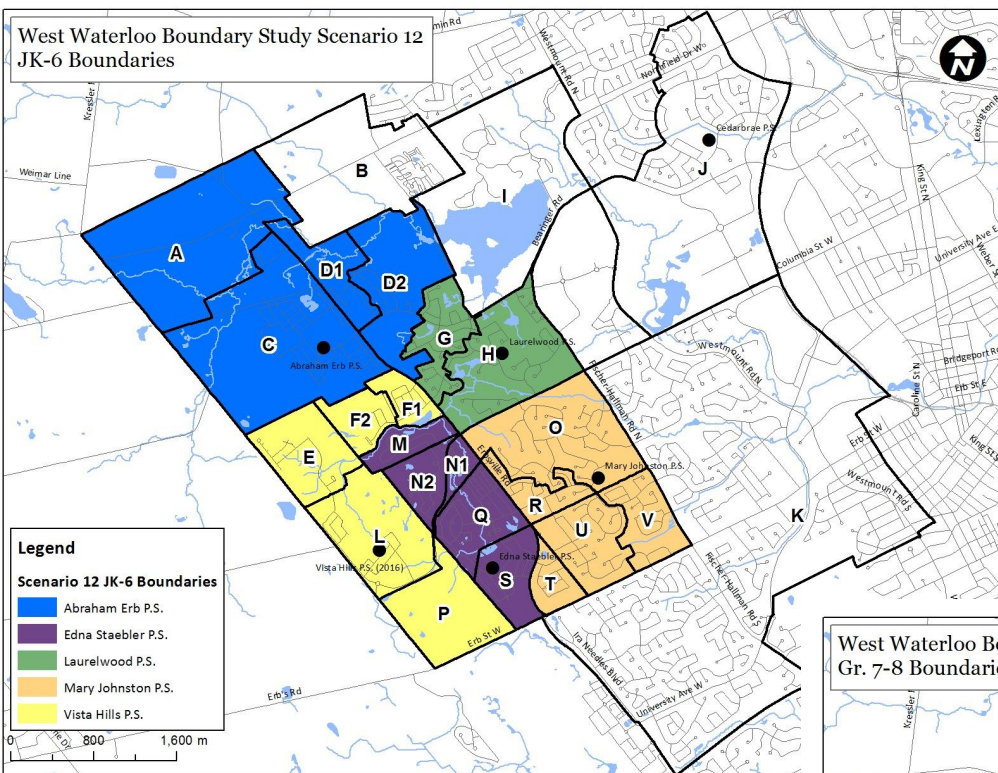
School	Phase 1						Phase 2								
	2016			2018			2020			2022			2024		
	JK-6	Gr 7-8	Total	JK-6	Gr 7-8	Total	JK-6	Gr 7-8	Total	JK-6	Gr 7-8	Total	JK-6	Gr 7-8	Total
Abraham Erb P.S.	410		410	340		390	355		335	355		355	360		360
Edna Staebler P.S.	585	180	765	535	175	710	510	190	690	490	175	665	475	175	655
Laurelwood P.S.	440	185	625	430	190	620	435	210	645	450	215	670	420	235	660
Mary Johnston P.S.	435		435	430		430	435		435	440		440	445		445
Vista Hills P.S.	260	75	340	395	170	565	560	160	720	645	150	795	650	135	785
Total	2130	445	2575	2130	535	2715	2295	560	2845	2385	540	2925	2355	550	2905

Scenario 11 Ph. 1 vs. Objectives

Objective	Met?
To establish a boundary for the new Vista Hills Public School	YES
To increase the number of classes instructed in permanent classrooms in a cost-effective way	NO, 2 schools over capacity, 3 schools under capacity
To provide equitable learning opportunities for students and staff by Moving towards the following criteria:	
A minimum of 2 classes per grade in JK-6 (built capacity between 350 and 525 students)	YES, except Vista Hills in 2016
More than 2 classes per grade in Grades 7-8 (>100 students) to support program	YES, except Vista Hills in 2016
JK-8 facilities with a built capacity between 500 and 700 students	NO, EST over 2016+18, Vista Hills under in 2016
Minimize the number of schools with enrolments over 700 students wherever possible	YES, EST reduced
Minimize the transition of elementary students between schools where practical	YES, with grandfathering
To increase the number of students within a safe walking distance (e.g., signalized intersections to cross at, crossing guards present) to their assigned school (<1.6km)	YES, eliminates uncontrolled crossing of Columbia St

Scenario 11 Ph. 2 vs. Objectives

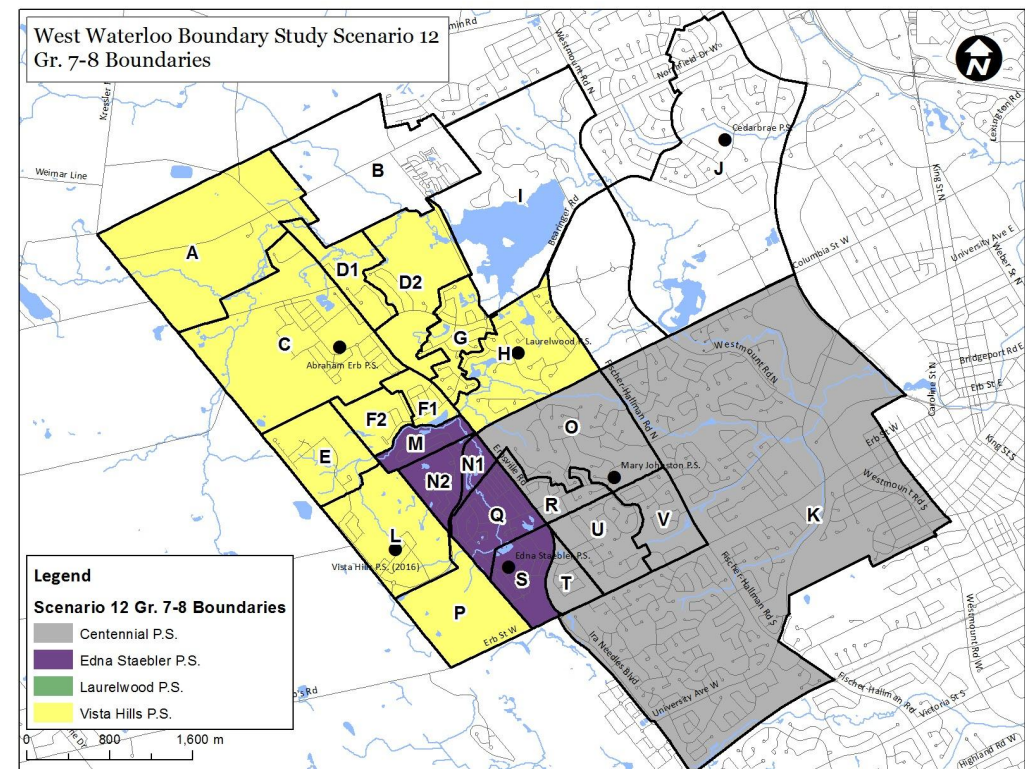
Objective	Met?
To establish a boundary for the new Vista Hills Public School	YES
To increase the number of classes instructed in permanent classrooms in a cost-effective way	NO, portables needed at VIS + addition at LRW
To provide equitable learning opportunities for students and staff by Moving towards the following criteria:	
A minimum of 2 classes per grade in JK-6 (built capacity between 350 and 525 students)	YES, except Vista Hills over 525
More than 2 classes per grade in Grades 7-8 (>100 students) to support program	YES
JK-8 facilities with a built capacity between 500 and 700 students	YES, except Vista Hills
Minimize the number of schools with enrolments over 700 students wherever possible	YES, except Vista Hills
Minimize the transition of elementary students between schools where practical	YES, with grandfathering
To increase the number of students within a safe walking distance (e.g., signalized intersections to cross at, crossing guards present) to their assigned school (<1.6km)	YES, eliminates uncontrolled crossing of Columbia St

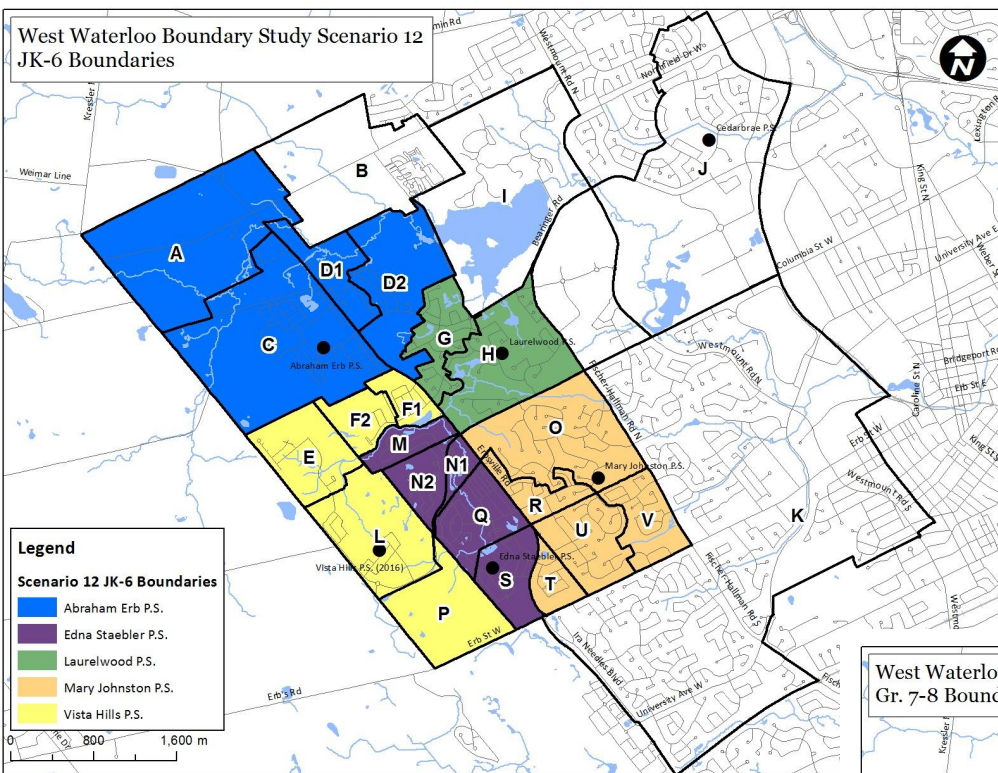


Scenario 12

Phase 1 approx. 2016-2019

- Area T attends Mary Johnston PS and Centennial PS
- Abraham Erb PS and Laurelwood PS feed Vista Hills PS for Grades 7-8

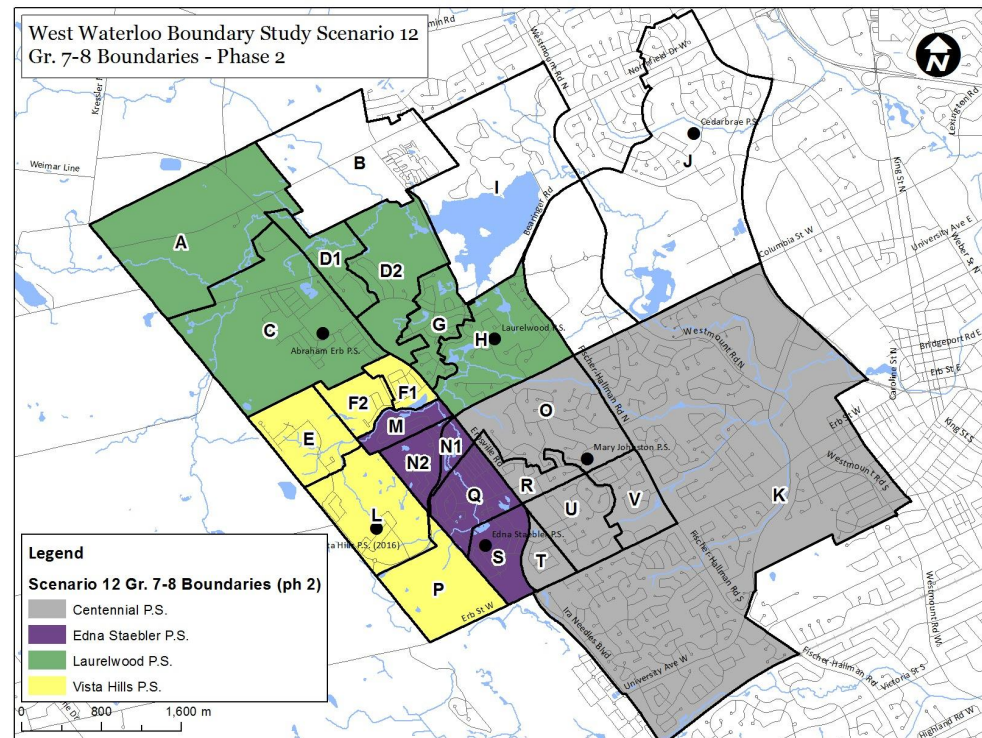




Scenario 12

Phase 2 approx. 2020+

- Area T attends Mary Johnston PS and Centennial PS
- Laurelwood PS addition completed and reintroduces Gr. 7-8 - Abraham Erb PS feeds Laurelwood PS for Grades 7-8



Scenario 12 with Grandfathering

School	Total Capacity	Year PHASE 1			Year PHASE 2			
		Grades	2016	2018	Grades	2020	2022	2024
Abraham Erb P.S.	487	JK-6	410	390	JK-6	355	355	360
Edna Staebler P.S.	706	JK-8	705	650	JK-8	650	645	635
Laurelwood P.S.	375	JK-6	560	430	JK-8	565	675	665
Mary Johnston P.S.	447	JK-6	540	525	JK-6	510	505	505
Vista Hills P.S.	647	JK-8	350	690	JK-8	730	720	715
Total	2662		2565	2685		2810	2900	2880

Enrolment projections include the following grandfathering provisions:

- 2016-2019 (estimated)
 - All Grade 8 students stay at 2015/16 school and finish there (Vista Hills PS JK-7 in 2016, JK-8 in 2017; Laurelwood JK-6 and Gr 8 in 2016, JK-6 in 2017)
 - All FI students Grades 2-8 stay at 2015/16 school (assumes a Gr 1 FI class at Vista Hills PS in 2016) and finish there (if program is not offered at receiving school)
 - All Grade 7 & 8 FI students in Vista Hills PS boundary attend Vista Hills PS (until 2020)
- 2020+ (estimated)
 - All Grade 8 students stay at 2019/20 school and finish there (Laurelwood PS JK-7 in 2020, JK-8 in 2021)
 - All Grade 7 & 8 FI students in Vista Hills PS/Laurelwood PS boundary attend Laurelwood PS

Note: Area T students attend Centennial PS for Grades 7-8; therefore total enrolments for scenario 12 will not align with other scenarios

Scenario 12 Grade Breakdown

School	Phase 1						Phase 2								
	2016			2018			2020			2022			2024		
	JK-6	Gr 7-8	Total	JK-6	Gr 7-8	Total	JK-6	Gr 7-8	Total	JK-6	Gr 7-8	Total	JK-6	Gr 7-8	Total
Abraham Erb P.S.	410		410	338		390	355		355	355		355	360		360
Edna Staebler P. S.	530	175	705	500	175	650	510	190	650	495	155	645	485	160	635
Laurelwood P.S.	440	120	560	430		430	435	210	565	435	135	675	450	225	665
Mary Johnston P.S.	540		540	525		525	510		510	510		505	505		505
Vista Hills P.S.	210	135	350	335	350	690	560	160	730	500	220	720	585	135	715
Total	2130	430	2565	2130	535	2685	2295	560	2810	2295	510	2900	2385	520	2880

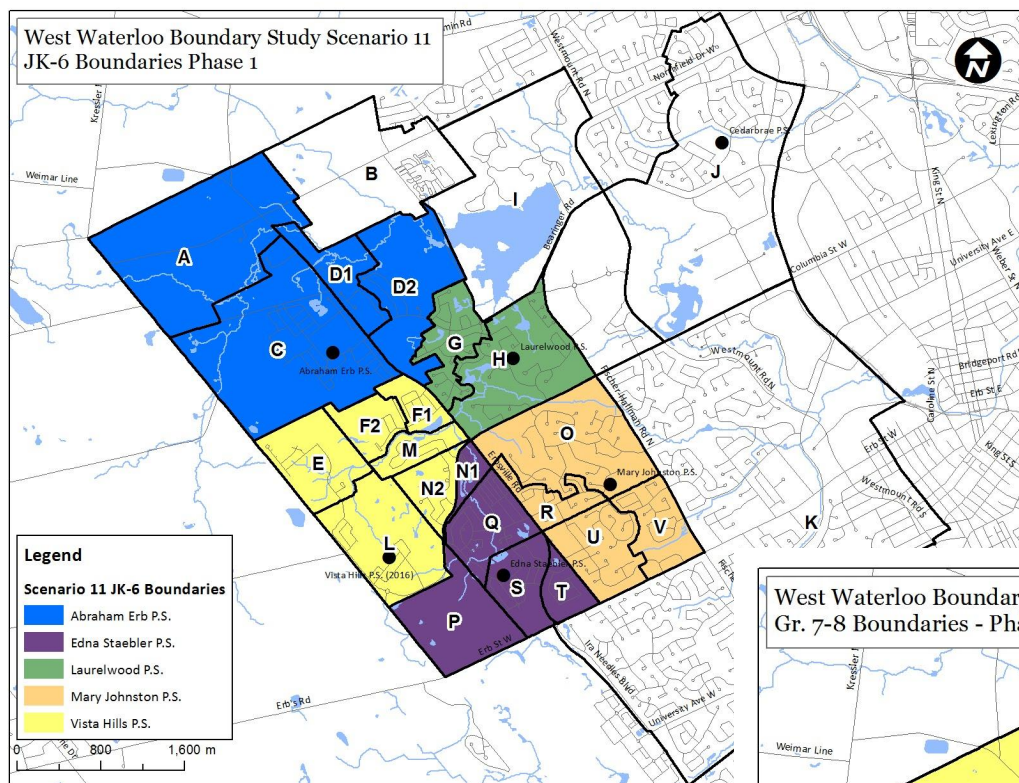
Scenario 12 Ph. 1 vs. Objectives

Objective	Met?
To establish a boundary for the new Vista Hills Public School	YES
To increase the number of classes instructed in permanent classrooms in a cost-effective way	NO, portables needed at MJP, EST, VIS
To provide equitable learning opportunities for students and staff by Moving towards the following criteria:	
A minimum of 2 classes per grade in JK-6 (built capacity between 350 and 525 students)	NO, Vista Hills under, MJP over
More than 2 classes per grade in Grades 7-8 (>100 students) to support program	YES
JK-8 facilities with a built capacity between 500 and 700 students	YES
Minimize the number of schools with enrolments over 700 students wherever possible	YES
Minimize the transition of elementary students between schools where practical	NO, LRW & ABE change at Gr. 7-8
To increase the number of students within a safe walking distance (e.g., signalized intersections to cross at, crossing guards present) to their assigned school (<1.6km)	NO, more buses at 7-8 level and Area T, Area M crossing Columbia St

Scenario 12 Ph. 2 vs. Objectives

Objective	Met?
To establish a boundary for the new Vista Hills Public School	YES
To increase the number of classes instructed in permanent classrooms in a cost-effective way	NO, portables needed at MJP, VIS + addition at LRW
To provide equitable learning opportunities for students and staff by Moving towards the following criteria:	
A minimum of 2 classes per grade in JK-6 (built capacity between 350 and 525 students)	YES, except Vista Hills is over 525
More than 2 classes per grade in Grades 7-8 (>100 students) to support program	YES
JK-8 facilities with a built capacity between 500 and 700 students	YES, except Vista Hills
Minimize the number of schools with enrolments over 700 students wherever possible	YES, except Vista Hills
Minimize the transition of elementary students between schools where practical	YES, with grandfathering
To increase the number of students within a safe walking distance (e.g., signalized intersections to cross at, crossing guards present) to their assigned school (<1.6km)	NO, Area T bused, Area M crossing Columbia St

West Waterloo Boundary Study Scenario 11
JK-6 Boundaries Phase 1

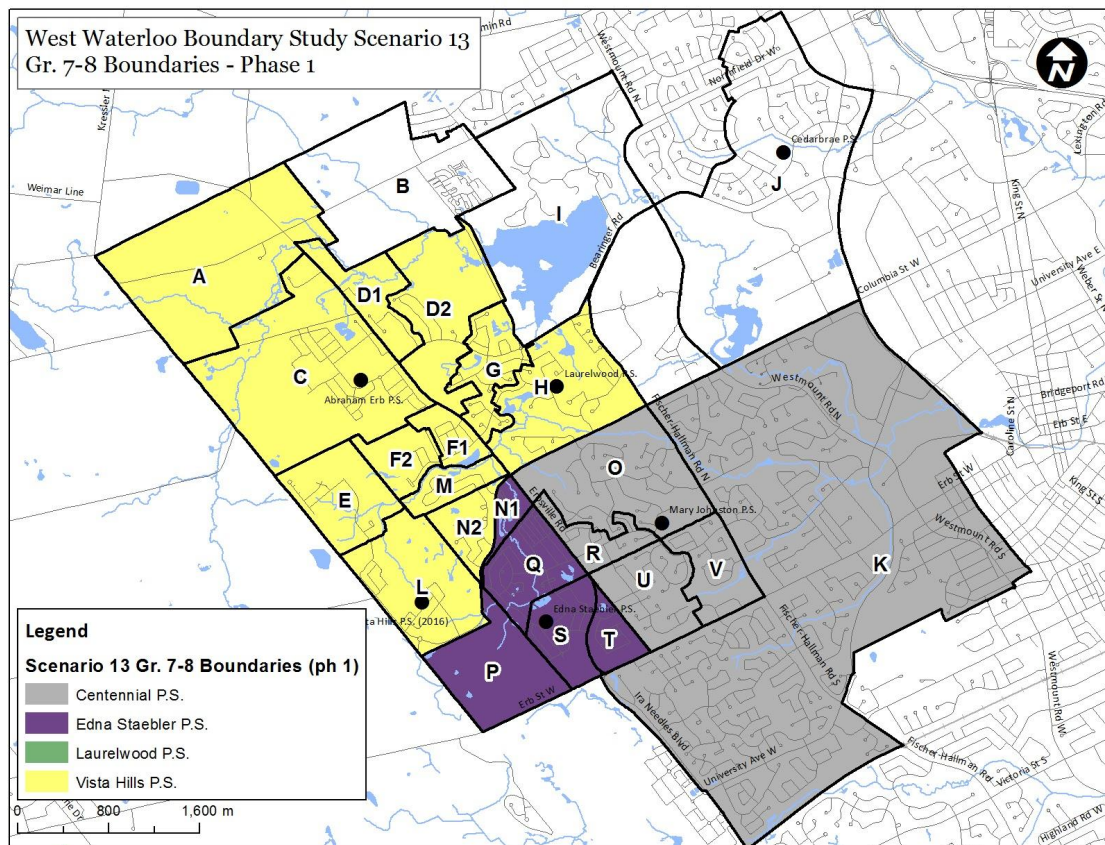


Scenario 13

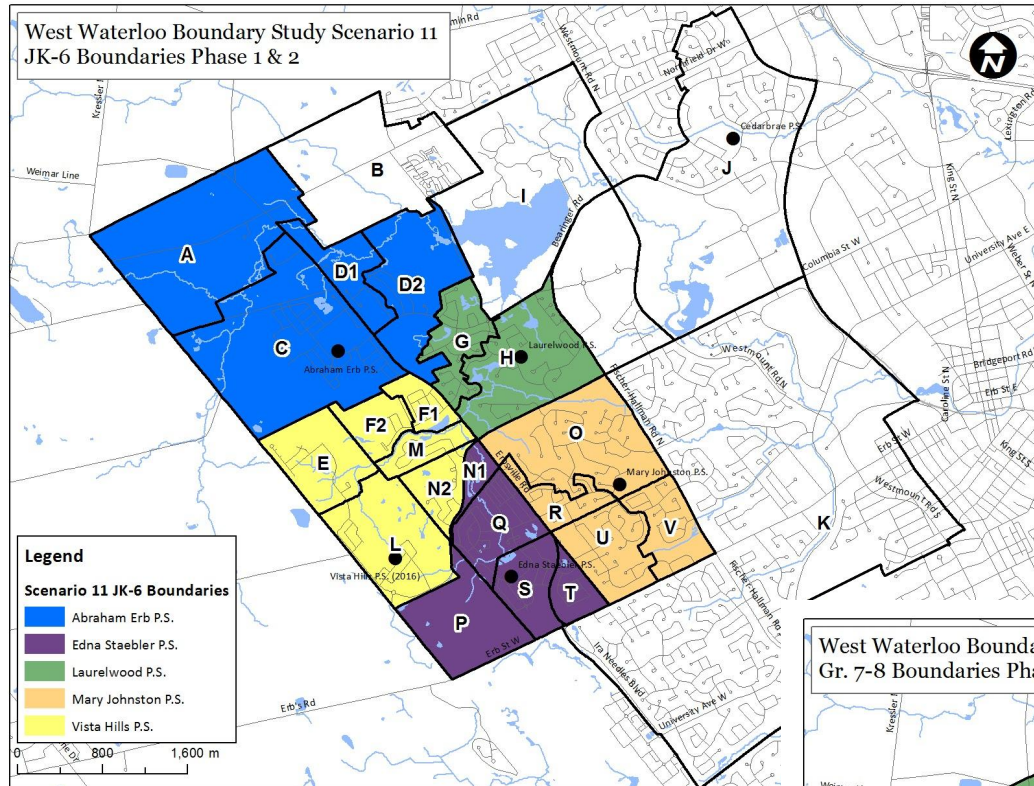
Phase 1 approx. 2016-2019

- JK-6 boundaries same as Scenario 8 Phase 1, Scenario 11 Phase 1
- Gr 7-8 boundaries: Laurelwood PS & Abraham Erb PS feed Vista Hills PS for 7-8

West Waterloo Boundary Study Scenario 13
Gr. 7-8 Boundaries - Phase 1



West Waterloo Boundary Study Scenario 11
JK-6 Boundaries Phase 1 & 2

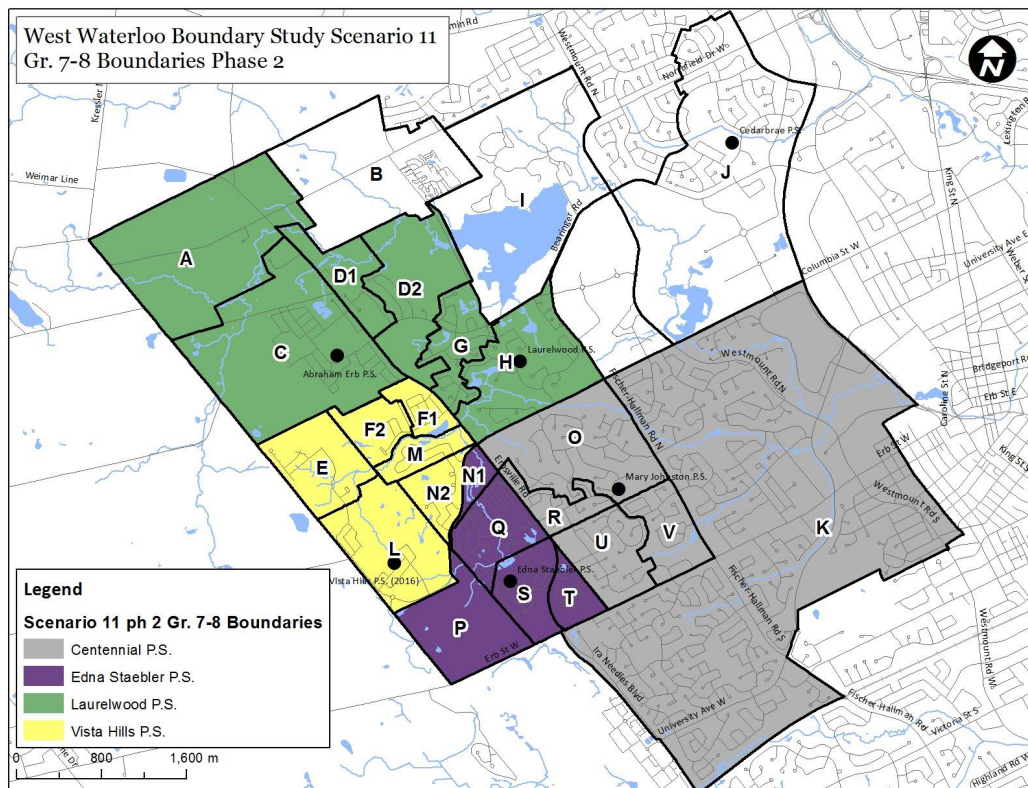


Scenario 13

Phase 2 approx. 2020+

- Same as Scenario 11 Phase 2

West Waterloo Boundary Study Scenario 11
Gr. 7-8 Boundaries Phase 2



Scenario 13 with Grandfathering

School	Total Capacity	Year PHASE 1			Year PHASE 2			
		Grades	2016	2018	Grades	2020	2022	2024
Abraham Erb P.S.	487	JK-6	410	390	JK-6	335	355	360
Edna Staebler P.S.	706	JK-8	760	700	JK-8	685	665	655
Laurelwood P.S.	375	JK-6	560	430	JK-8	565	670	660
Mary Johnston P.S.	447	JK-6	435	430	JK-6	435	440	445
Vista Hills P.S.	647	JK-8	410	770	JK-8	810	795	785
Total	2662		2575	2720		2850	2925	2905

Enrolment projections include the following grandfathering provisions:

- 2016-2019 (estimated)
 - All Grade 8 students stay at 2015/16 school and finish there (Vista Hills PS JK-7 in 2016, JK-8 in 2017; Laurelwood JK-6 and Gr 8 in 2016, JK-6 in 2017)
 - All FI students Grades 2-8 stay at 2015/16 school (assumes a Gr 1 FI class at Vista Hills PS in 2016) and finish there (if program is not offered at receiving school)
 - All Grade 7 & 8 FI students in Vista Hills PS boundary attend Vista Hills PS (until 2020)
- 2020+ (estimated)
 - All Grade 8 students stay at 2019/20 school and finish there (Laurelwood PS JK-7 in 2020, JK-8 in 2021)
 - All Grade 7 & 8 FI students in Vista Hills PS boundary attend Edna Staebler PS

Scenario 13 Grade Breakdown

School	Phase 1						Phase 2								
	2016			2018			2020			2022			2024		
	JK-6	Gr 7-8	Total	JK-6	Gr 7-8	Total	JK-6	Gr 7-8	Total	JK-6	Gr 7-8	Total	JK-6	Gr 7-8	Total
Abraham Erb P.S.	410		410	340		390	355		335	355		355	360		360
Edna Staebler P.S.	585	175	760	535	160	700	510	175	685	490	175	665	475	175	655
Laurelwood P.S.	440	120	560	430		430	435	130	565	450	215	670	420	235	660
Mary Johnston P.S.	445		435	430		430	435		435	440		440	445		445
Vista Hills P.S.	260	150	410	395	375	770	560	250	810	645	150	795	650	135	785
Total	2140	445	2575	2130	535	2720	2295	555	2850	2285	540	2925	2355	550	2905

Scenario 13 Ph 1 vs. Objectives

Objective	Met?
To establish a boundary for the new Vista Hills Public School	YES
To increase the number of classes instructed in permanent classrooms in a cost-effective way	YES, fewer portables than status quo (LRW w/i PPK capacity)
To provide equitable learning opportunities for students and staff by Moving towards the following criteria:	
A minimum of 2 classes per grade in JK-6 (built capacity between 350 and 525 students)	YES, except Vista Hills in 2016
More than 2 classes per grade in Grades 7-8 (>100 students) to support program	YES
JK-8 facilities with a built capacity between 500 and 700 students	YES
Minimize the number of schools with enrolments over 700 students wherever possible	YES
Minimize the transition of elementary students between schools where practical	NO, LRW & ABE change at Gr. 7-8
To increase the number of students within a safe walking distance (e.g., signalized intersections to cross at, crossing guards present) to their assigned school (<1.6km)	NO, more buses at 7-8 level but, eliminates uncontrolled crossing of Columbia St

Scenario 13 Ph 2 vs. Objectives

Objective	Met?
To establish a boundary for the new Vista Hills Public School	YES
To increase the number of classes instructed in permanent classrooms in a cost-effective way	YES, if addition is completed at LRW
To provide equitable learning opportunities for students and staff by Moving towards the following criteria:	
A minimum of 2 classes per grade in JK-6 (built capacity between 350 and 525 students)	YES
More than 2 classes per grade in Grades 7-8 (>100 students) to support program	YES
JK-8 facilities with a built capacity between 500 and 700 students	YES, except Vista Hills PS
Minimize the number of schools with enrolments over 700 students wherever possible	YES, except Vista Hills PS
Minimize the transition of elementary students between schools where practical	YES, with grandfathering
To increase the number of students within a safe walking distance (e.g., signalized intersections to cross at, crossing guards present) to their assigned school (<1.6km)	YES, eliminates uncontrolled crossing of Columbia St