Waterloo Region
District School Board

West Waterloo Elementary Schools Boundary Study

Working Group Meeting #5

May 14, 2015

Agenda

1. Welcome
2. Draft Minutes Review/Approval
3. Public Meeting #1
   a. Review Feedback
4. Scenario Discussion
5. Meeting Schedule
6. Roundtable

Action Items from Minutes

- Number of students currently living in the Columbia Forest (Area F) grandfathered area (grandfathered at Abraham Erb PS (JK-6) and Laurelwood PS (7-8)) who have not changed addresses or schools and will still be in elementary school in September 2016: **2** *(all siblings who were not registered in 2008)*
- Number of current students in the Columbia Forest (Area F) grandfathered area(grandfathered at Abraham Erb PS (JK-6) and Laurelwood PS (7-8)) and have switched to Edna Staebler PS (in 2009 or after) and will still be in elementary school in September 2016: **6** *(all will be Gr. 8 in 2016)*
- Number of current Edna Staebler PS students north of Columbia St who were enrolled at another school prior to Edna Staebler PS opening (were directly affected by boundary change), were attending Edna Staebler P.S. in 2008 and will still be in elementary school in September 2016: **8** *(all will be Gr. 8 in 2016)*
  - Area F1: 2
  - Area F2: 1
  - Area M: 2
  - Area N2: 3

West Waterloo Boundary Study Projection Areas with projected student enrolment in 2016

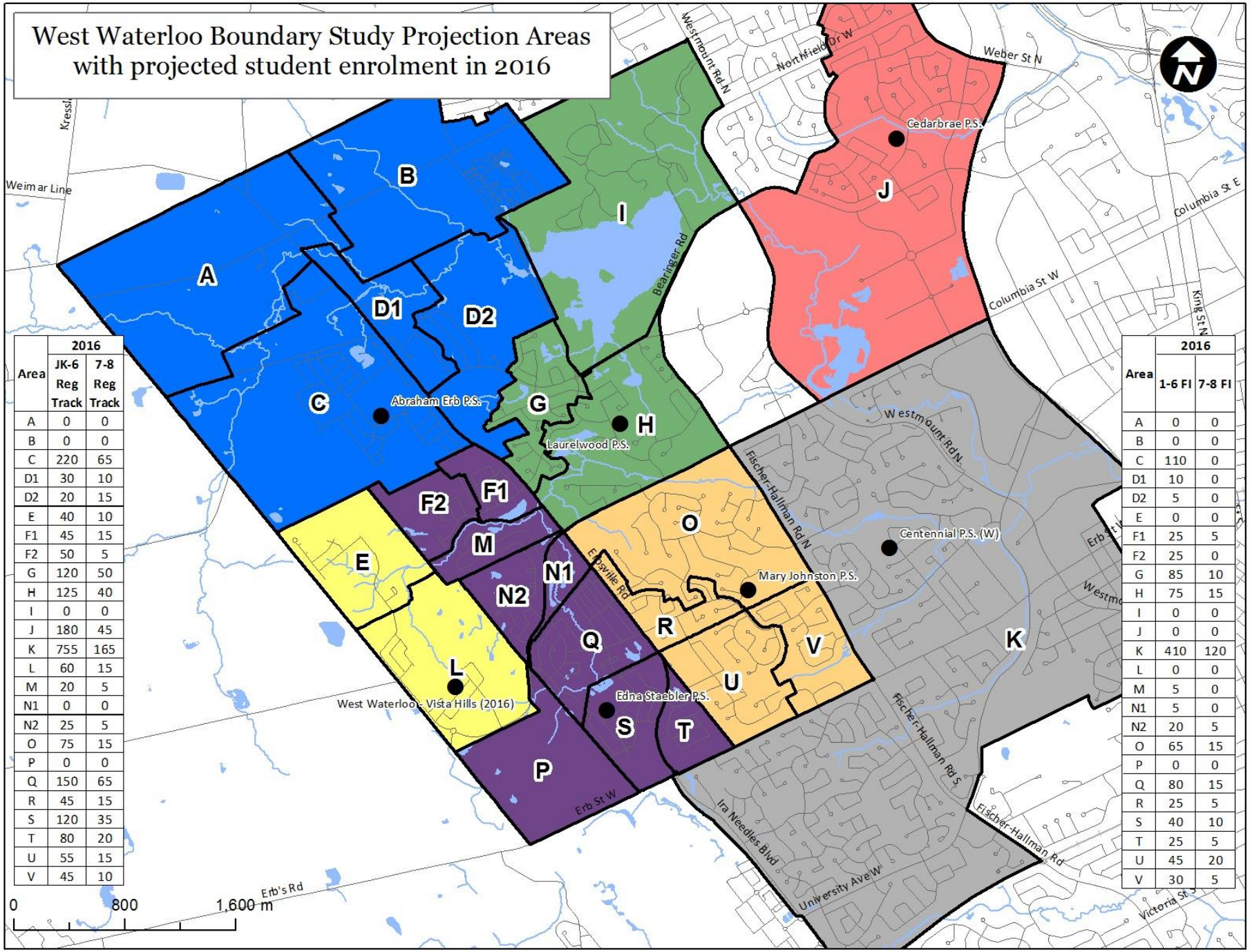

Area	2016 JK-6 Reg Track	2016 7-8 Reg Track
A	0	0
B	0	0
C	220	65
D1	30	10
D2	20	15
E	40	10
F1	45	15
F2	50	5
G	120	50
H	125	40
I	0	0
J	180	45
K	755	165
L	60	15
M	20	5
N1	0	0
N2	25	5
O	75	15
P	0	0
Q	150	65
R	45	15
S	120	35
T	80	20
U	55	15
V	45	10

Area	2016 1-6 FI	2016 7-8 FI
A	0	0
B	0	0
C	110	0
D1	10	0
D2	5	0
E	0	0
F1	25	5
F2	25	0
G	85	10
H	75	15
I	0	0
J	0	0
K	410	120
L	0	0
M	5	0
N1	5	0
N2	20	5
O	65	15
P	0	0
Q	80	15
R	25	5
S	40	10
T	25	5
U	45	20
V	30	5

Status Quo

School	Total Capacity	Grades	Year				
			2016	2018	2020	2022	2024
Abraham Erb P.S.	487	JK-6	410	390	355	355	360
Edna Staebler P.S.	706	JK-8	940	925	915	890	860
Laurelwood P.S.	375	JK-8	670	695	690	670	660
Mary Johnston P.S.	447	JK-6	430	425	425	425	440

Projections updated April 13, 2015 to reflect 2015-16 pre-registration enrolment

Public Meeting #1 Summary

Highlights of comments received from Public Meeting #1:

- “Any scenario that moves Abraham Erb PS to JK-8 sooner would be best”
- Preference to send Abraham Erb PS FI students to Laurelwood PS for Grades 7 & 8 (x 2)
- Preference to grandfather Grade 8 students to limit number of times they change schools (x3)
- Grandfather FI students at current school if Vista Hills PS does not offer program
- “A priority for my family is for grade 7-8 to continue at Laurelwood. Preferably with FI instruction”
- Columbia Forest resident: “Preference is if we can’t stay at Edna Staebler PS that we are sent to Vista Hills PS...not Abraham Erb PS”
- Vista Hills needs Grade 1 FI in 2016
- Columbia Forest resident: “We do not like scenario 8 because it appears to involve two school changes for our children before high school”
- Top priority is keeping siblings together (x2) and in FI
- Would like to see scenarios 6 and 7 elaborated before next public meeting
- “I would like to see scenarios in which French Immersion is clearly planned for and scenarios which do not rely on unconfirmed funding to expand Abraham Erb to grade 7/8"
- Vista Hills requires a lot of bussing
- Resident on the north side of Columbia St: Concerned about transportation if remaining at Edna Staebler PS for FI (x2)
- Accepting Grades 7 & 8 at Abraham Erb without an expansion “would put those kids at a disadvantage compared to those attending Vista Hills, Laurelwood and Edna Staebler”

Scenario 6

- Abraham Erb PS: JK-6 Option 4
- Edna Staebler PS: JK-6 Option 6, 7-8 Option 7
- Laurelwood PS: JK-6 Option 2, 7-8 Option 2
- Mary Johnston PS: Status Quo
- Vista Hills PS: JK-6 Option 6, 7-8 Option 11

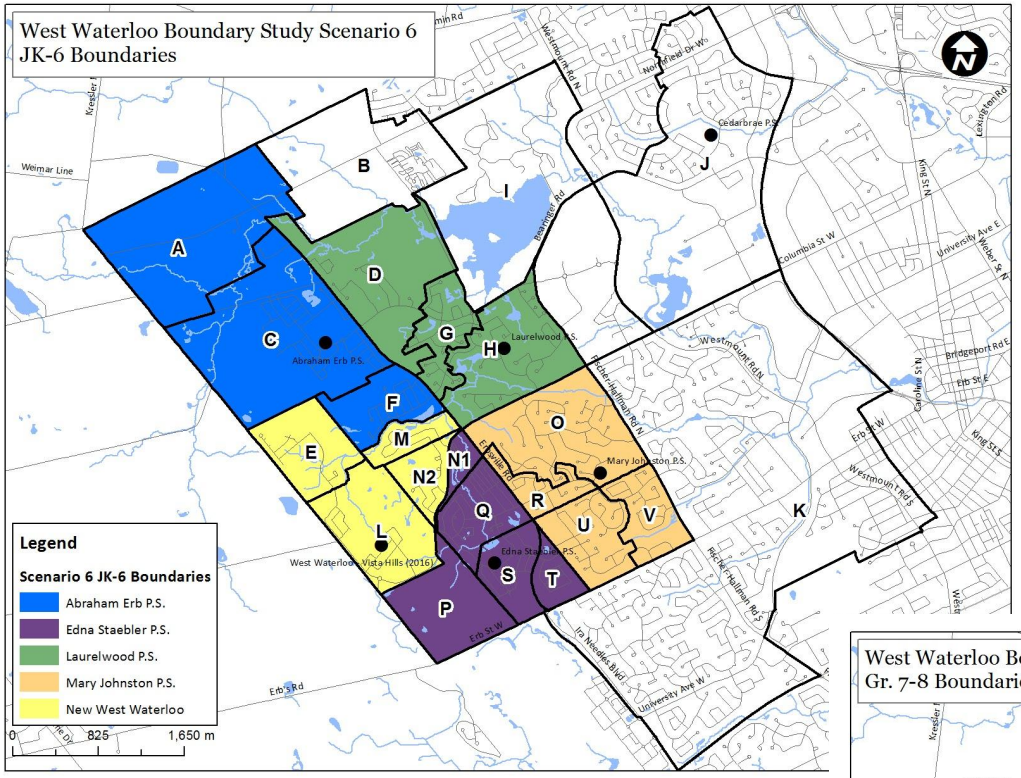

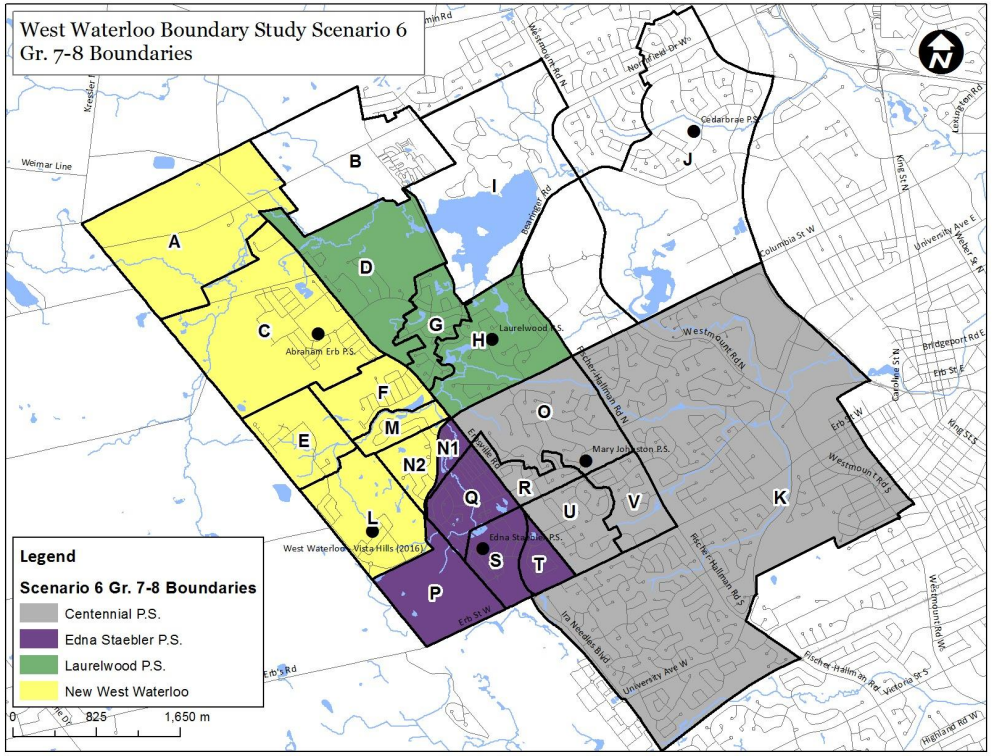

Scenario 6 with Grandfathering

School	Total Capacity	Grades	Year				
			2016	2018	2020	2022	2024
Abraham Erb P.S.	487	JK-6	440	425	395	365	355
Edna Staebler P.S.	706	JK-8	780	710	690	665	655
Laurelwood P.S.	375	JK-8	710	710	730	745	745
Mary Johnston P.S.	447	JK-6	435	430	435	440	445
Vista HillS P.S.	647	JK-8	215	435	595	705	705
Total	**2662**		**2580**	**2710**	**2845**	**2920**	**2905**

Enrolment projections include the following grandfathering provisions:

- All Grade 8 students stay at 2015/16 school and finish there (Vista Hills PS JK-7 in 2016, JK-8 in 2017)
- All FI students Grades 2-8 stay at 2015/16 school if program is not offered at new home school (assumes a Gr 1 FI class at Vista Hills PS in 2016) and finish there
- All Grade 7 & 8 FI students in areas A, C, F attend Laurelwood PS
- All Grade 7 & 8 FI students in areas E, L, M, N2 attend Edna Staebler PS

Scenario 7

- Abraham Erb PS: JK-6 Option 2, 7-8 Option 2
- Edna Staebler PS: JK-6 Option 6, 7-8 Option 7
- Laurelwood PS: JK-6 Option 1, 7-8 Option 1
- Mary Johnston PS: Status Quo
- Vista Hills PS: JK-6 Option 6, 7-8 Option 9

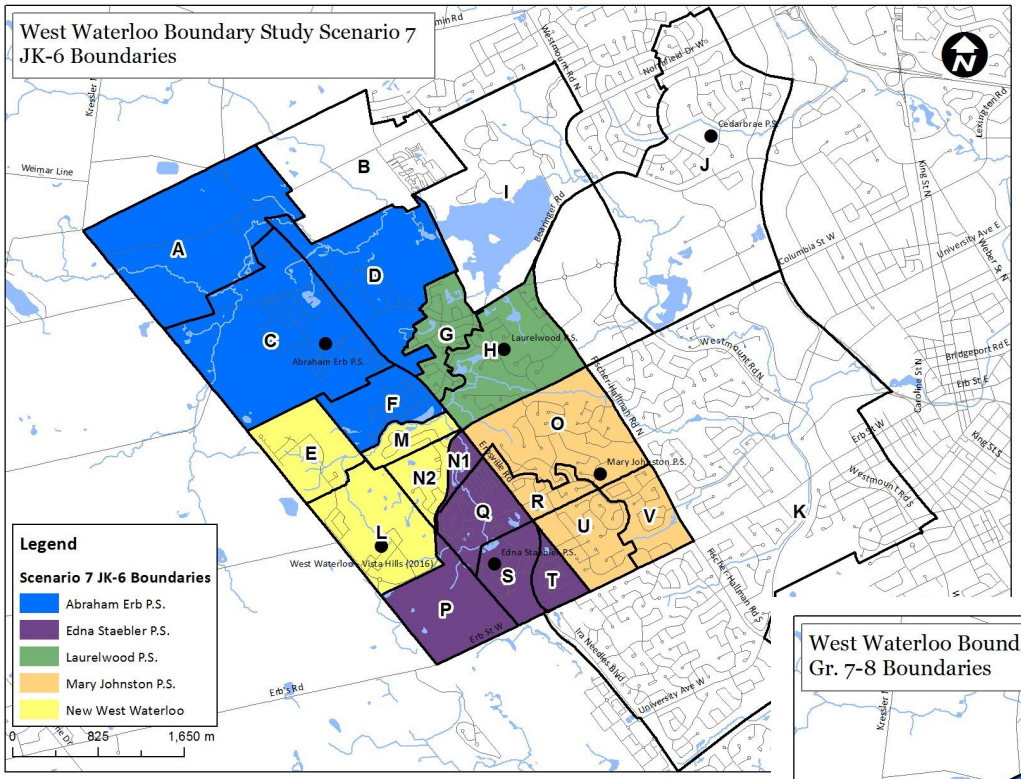

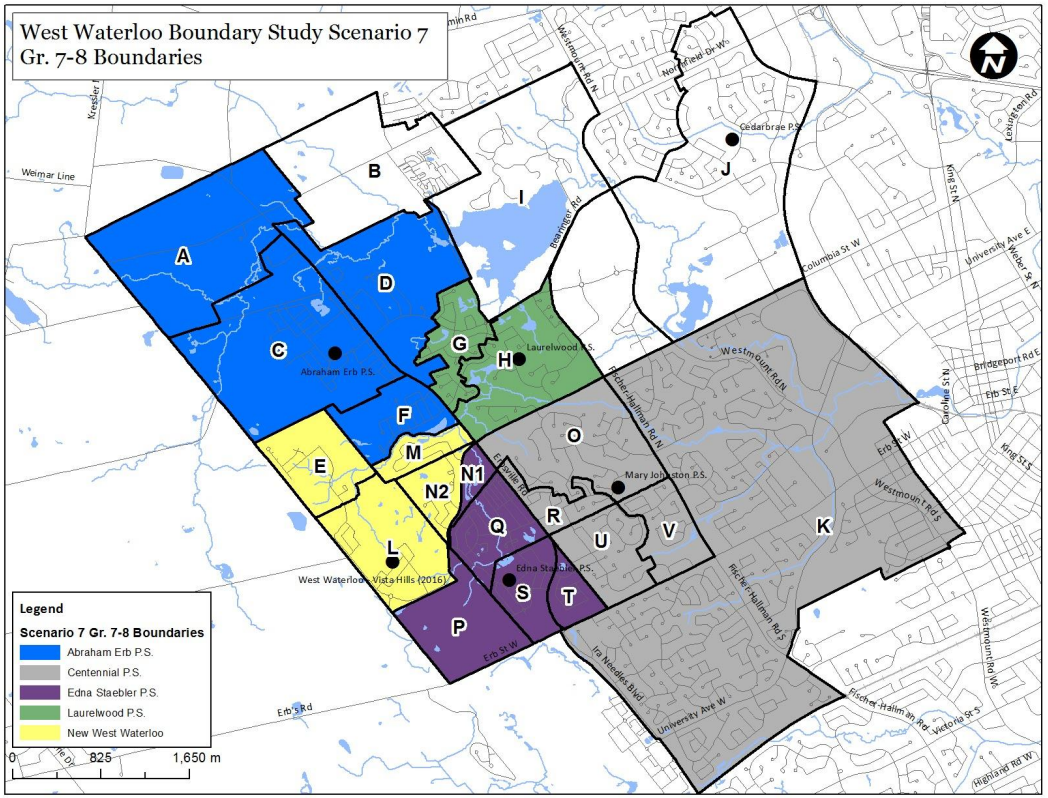

Scenario 7 with Grandfathering

School	Total Capacity	Grades	Year				
			2016	2018	2020	2022	2024
Abraham Erb P.S.	487	JK-8	610	620	575	560	560
Edna Staebler P.S.	706	JK-8	720	685	680	655	645
Laurelwood P.S.	375	JK-8	635	630	630	625	610
Mary Johnston P.S.	447	JK-6	435	430	435	440	445
Vista Hills P.S.	647	JK-8	180	345	530	640	645
Total	**2662**		**2580**	**2710**	**2850**	**2920**	**2905**

Enrolment projections include the following grandfathering provisions:

- All Grade 8 students stay at 2015/16 school and finish there (Vista Hills PS and Abraham Erb JK-7 in 2016, JK-8 in 2017)
- All FI students Grades 2-8 stay at 2015/16 school if program is not offered at new home school (assumes a Gr 1 FI class at Vista Hills PS in 2016) and finish there
- All Grade 7 & 8 FI students in areas A, C, D, F attend Laurelwood PS
- All Grade 7 & 8 FI students in areas E, L, M, N2 attend Edna Staebler PS

Scenario 8

Phase 1 approx. 2016-2019

- Abraham Erb PS: JK-6 Option 1
- Edna Staebler PS: JK-6 Option 6, 7-8 Option 7
- Laurelwood PS: JK-6 Option 1, 7-8 Option 1
- Mary Johnston PS: Status Quo
- Vista Hills PS: JK-6 Option 7, 7-8 Option 12

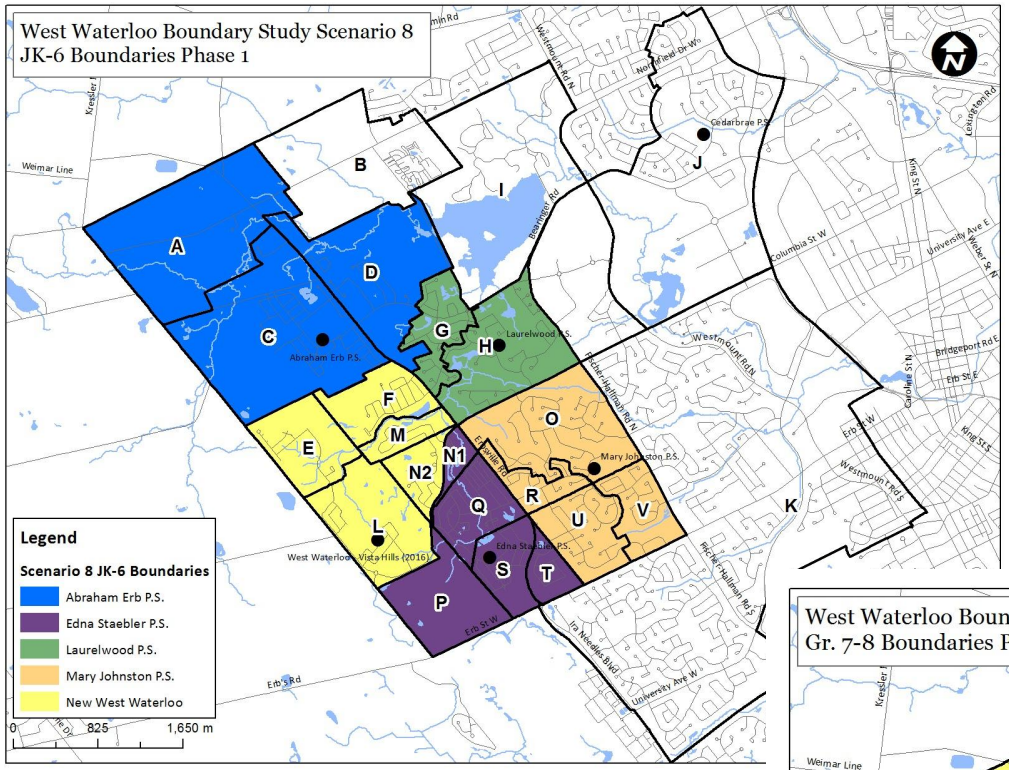

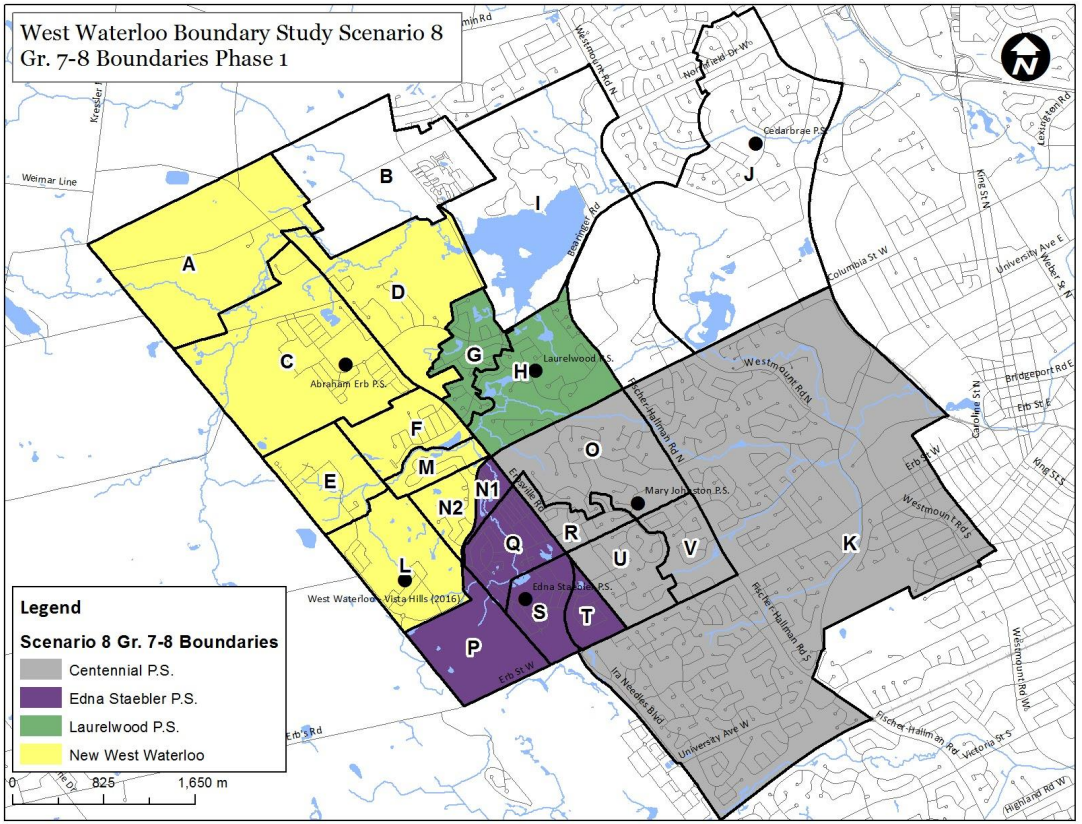

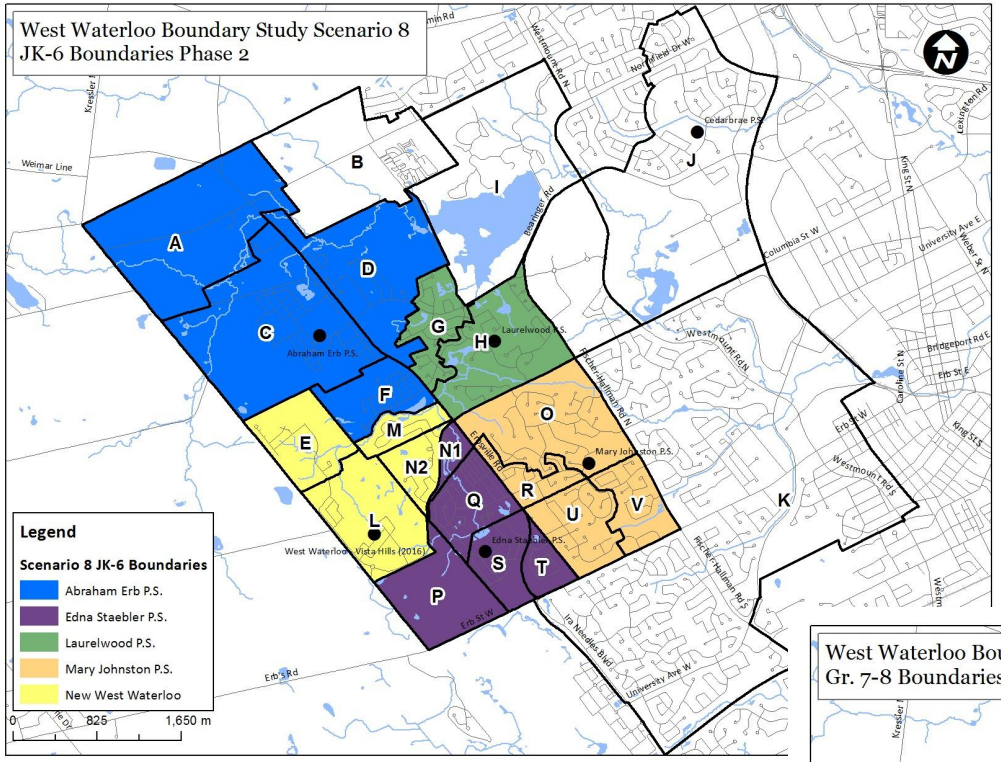

Scenario 8

Phase 2 approx. 2020+

- Abraham Erb PS: JK-6 Option 2, 7-8 Option 2
- Edna Staebler PS: JK-6 Option 6, 7-8 Option 7
- Laurelwood PS: JK-6 Option 1, 7-8 Option 1
- Mary Johnston PS: Status Quo
- Vista Hills PS: JK-6 Option 6, 7-8 Option 9

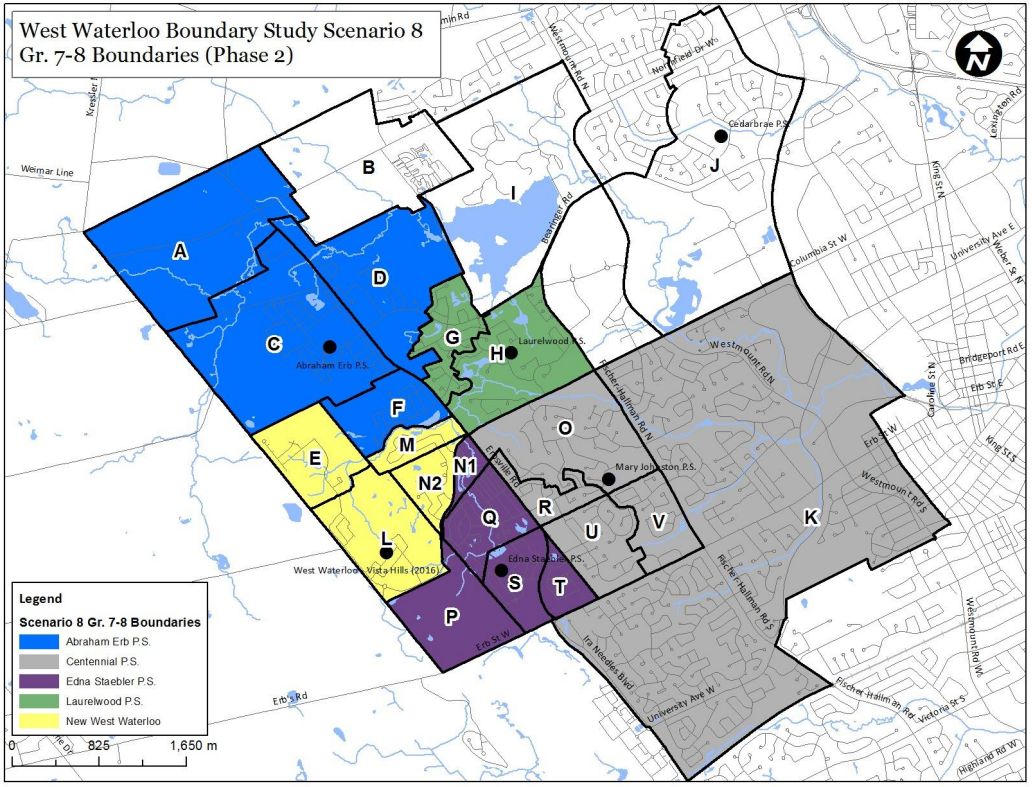

Scenario 8 (with grandfathering)

School	Total Capacity	Year PHASE 1			Year PHASE 2			
		Grades	2016	2018	Grades	2020	2022	2024
Abraham Erb P.S.	487	JK-6	410	390	JK-8	430	500	535
Edna Staebler P.S.	706	JK-8	765	710	JK-8	690	665	645
Laurelwood P.S.	375	JK-8	625	620	JK-8	590	580	565
Mary Johnston P.S.	447	JK-6	435	430	JK-6	435	440	445
Vista Hills P.S.	647	JK-8	340	565	JK-8	695	740	710
Total	**2662**		**2575**	**2715**		**2840**	**2925**	**2900**

Enrolment projections include the following grandfathering provisions:

- 2016-2019 (estimated)
  - All Grade 8 students stay at 2015/16 school and finish there (Vista Hills PS JK-7 in 2016, JK-8 in 2017)
  - All FI students Grades 2-8 stay at 2015/16 school (assumes a Gr 1 FI class at Vista Hills PS in 2016) and finish there
  - All Grade 7 & 8 FI students in areas A, C, D attend Laurelwood PS (until 2020)
- 2020+ (estimated)
  - All Grade 8 students stay at 2019/20 school and finish there (Abraham Erb PS JK-7 in 2020, JK-8 in 2021)
  - All Area F students Grades SK-8 stay at Vista Hills PS and finish there, except FI students under Gr. 2

Scenario 9

Phase 1 approx. 2016-2019

- Abraham Erb PS: JK-6 Option 5 (Add Area F1)
- Edna Staebler PS: JK-6 Option 6, 7-8 Option 7
- Laurelwood PS: JK-6 Option 1, 7-8 Option 1
- Mary Johnston PS: Status Quo
- Vista Hills PS: JK-6 Option 8, 7-8 Option 13

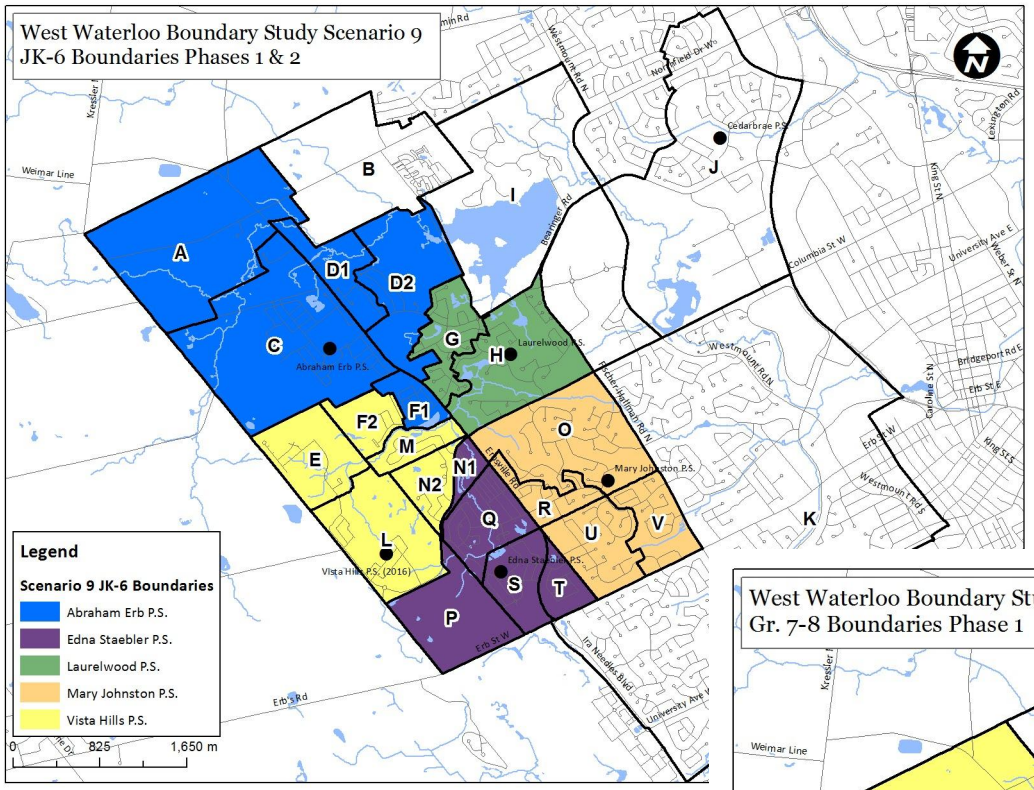

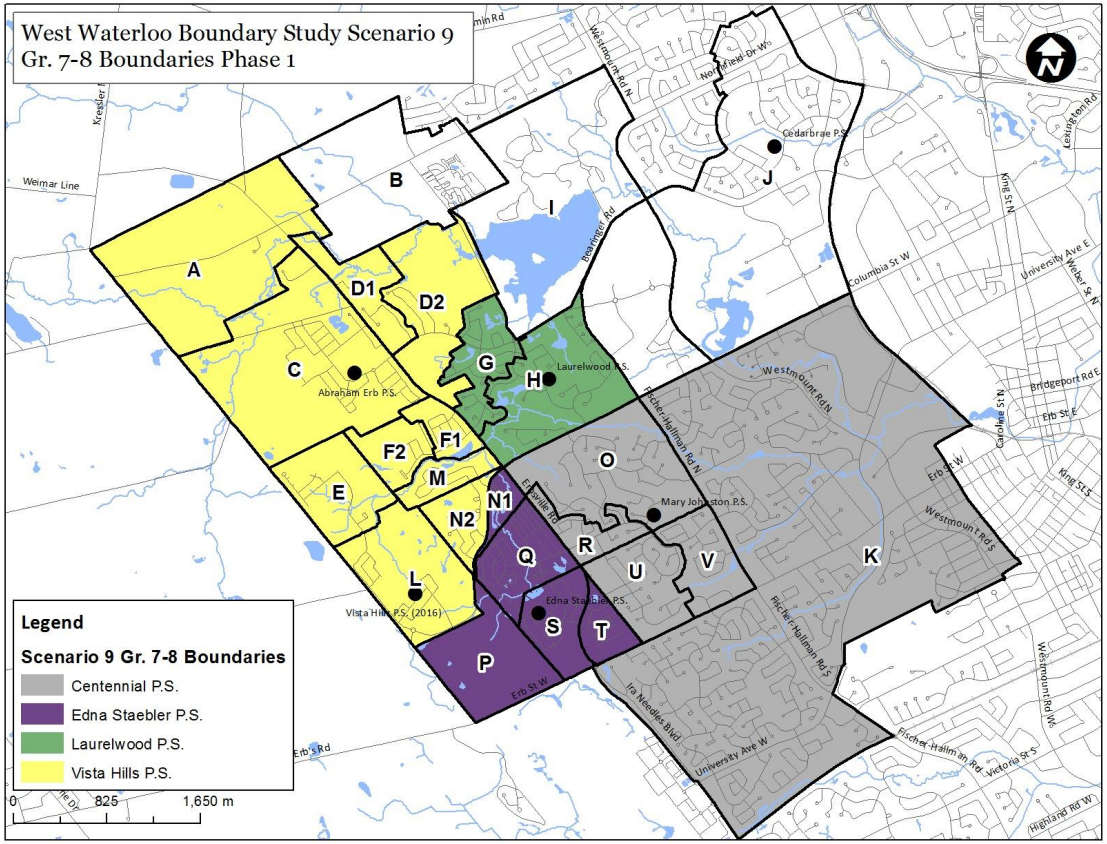

Scenario 9

Phase 2 approx. 2020+

- Abraham Erb PS: JK-6 Option 2, 7-8 Option 2
- Edna Staebler PS: JK-6 Option 6, 7-8 Option 7
- Laurelwood PS: JK-6 Option 1, 7-8 Option 1
- Mary Johnston PS: Status Quo
- Vista Hills PS: JK-6 Option 6, 7-8 Option 9

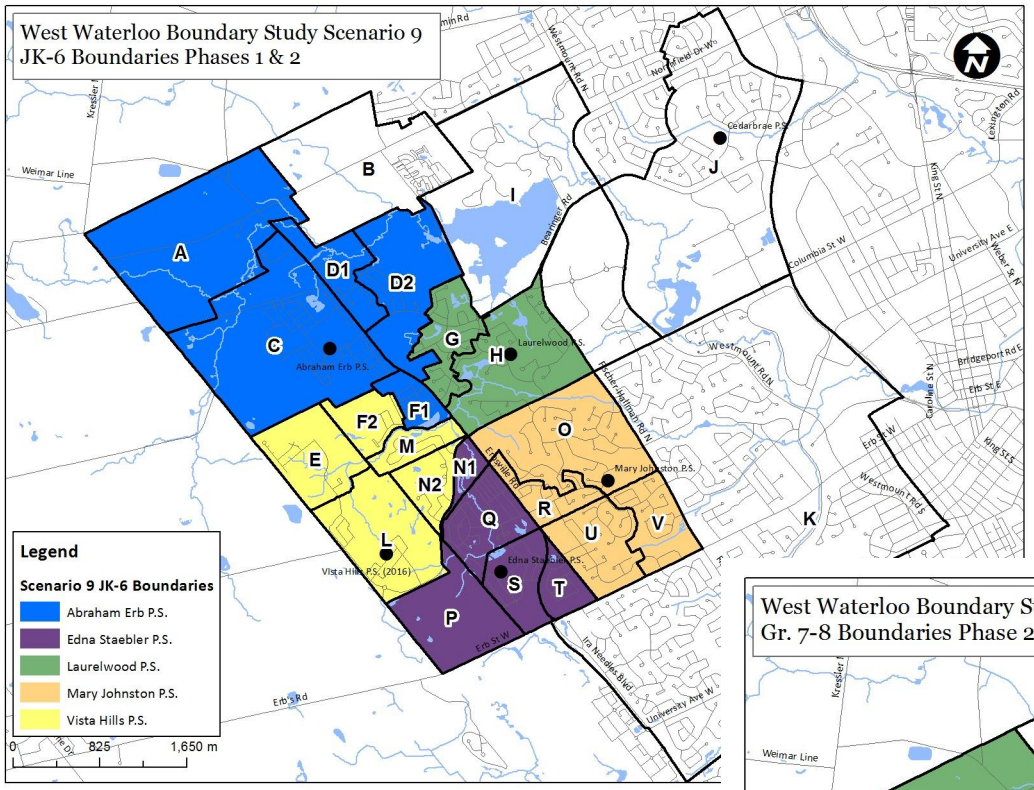

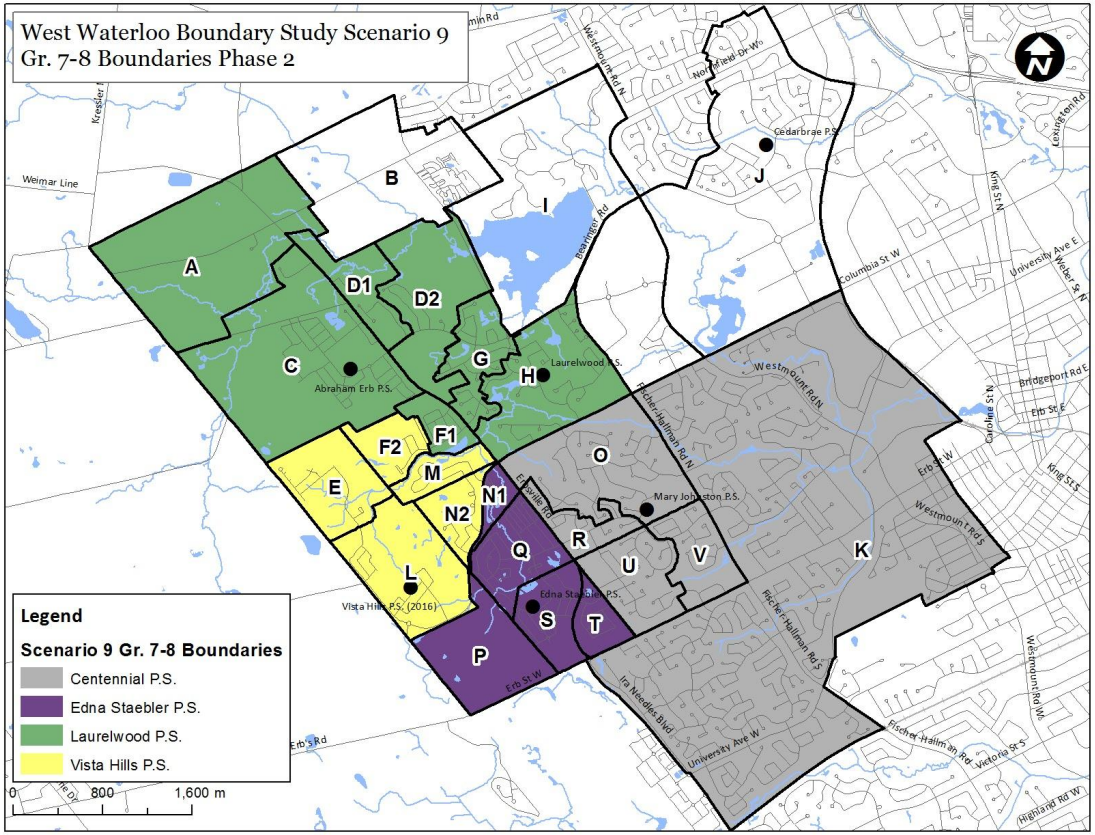

Scenario 9 (with grandfathering)

School	Total Capacity	Year PHASE 1			Year PHASE 2			
		Grades	2016	2018	Grades	2020	2022	2024
Abraham Erb P.S.	487	JK-6	475	445	JK-6	420	420	420
Edna Staebler P.S.	706	JK-8	750	705	JK-8	690	665	645
Laurelwood P.S.	375	JK-8	625	620	JK-8	645	670	660
Mary Johnston P.S.	447	JK-6	435	430	JK-6	435	440	445
Vista Hills P.S.	647	JK-8	290	510	JK-8	655	735	725
Total	**2662**		**2575**	**2710**		**2845**	**2930**	**2895**

Enrolment projections include the following grandfathering provisions:

- 2016-2019 (estimated)
  - All Grade 8 students stay at 2015/16 school and finish there (Vista Hills PS JK-7 in 2016, JK-8 in 2017)
  - All FI students Grades 2-8 stay at 2015/16 school (assumes a Gr 1 FI class at Vista Hills PS in 2016) and finish there
  - All Grade 7 & 8 FI students in areas A, C, D, F1 attend Laurelwood PS
  - All Area F1 Grade 6 students stay at Edna Staebler PS (for Grade 6 only)
- 2020+ (estimated)
  - All Grade 8 students stay at 2019/20 school and finish there
  - All Grade 7 & 8 FI students in areas A, C, D, F1 attend Laurelwood PS

Scenario 10

- Variation of Scenario 6 but Area D split between Abraham Erb PS and Laurelwood PS

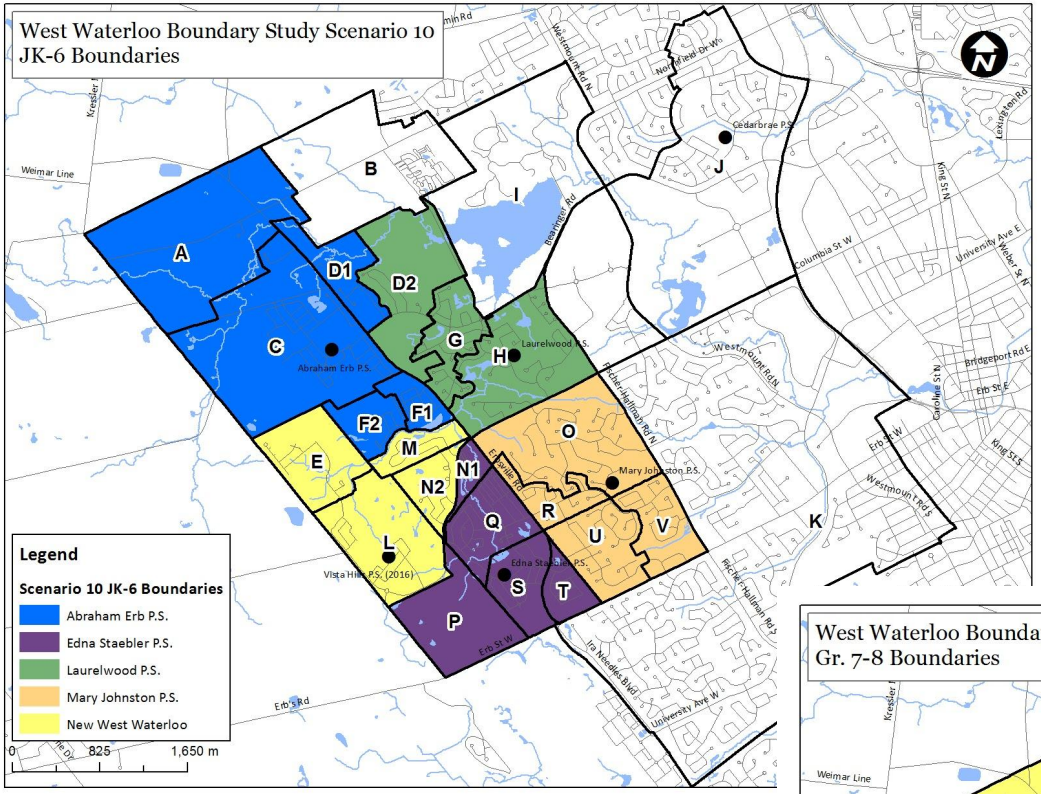

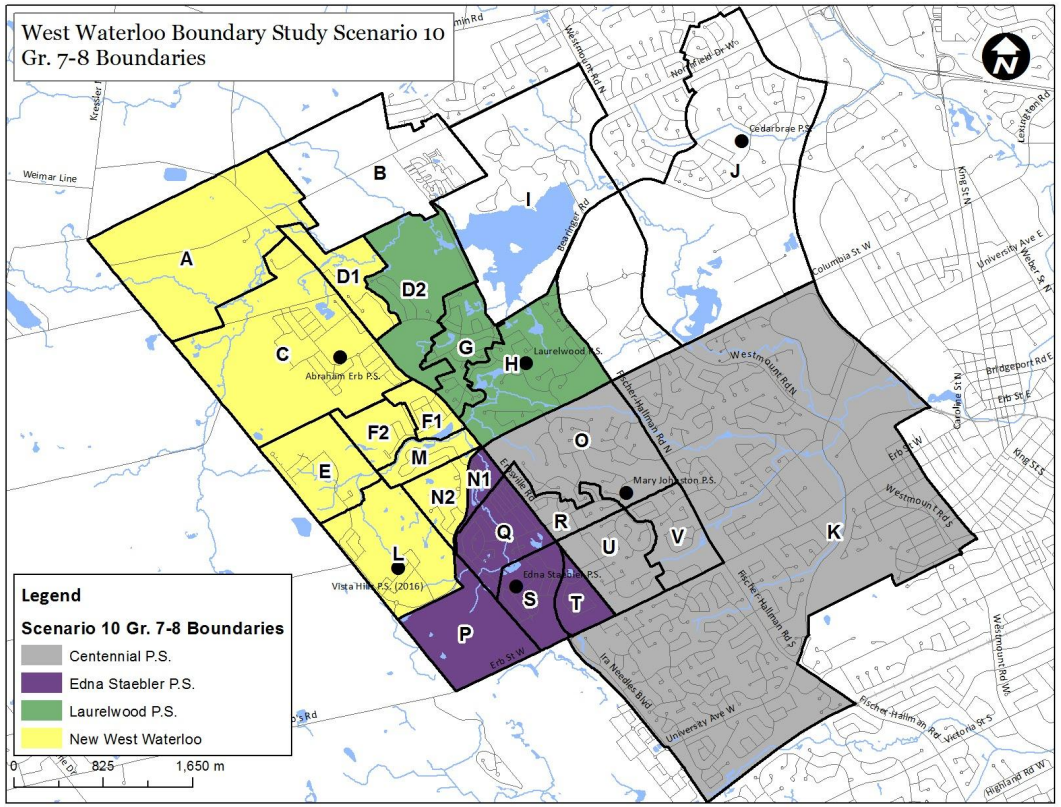

Scenario 10 with Grandfathering

School	Total Capacity	Grades	Year				
			2016	2018	2020	2022	2024
Abraham Erb P.S.	487	JK-6	510	495	465	445	440
Edna Staebler P.S.	706	JK-8	740	685	680	655	645
Laurelwood P.S.	375	JK-8	665	665	665	665	650
Mary Johnston P.S.	447	JK-6	435	430	435	440	445
Vista HillS P.S.	647	JK-8	225	440	605	720	725
Total	**2662**		**2575**	**2715**	**2850**	**2925**	**2905**

Enrolment projections include the following grandfathering provisions:

- All Grade 8 students stay at 2015/16 school and finish there (Vista Hills PS JK-7 in 2016, JK-8 in 2017)
- Area F Grade 6 students (RT & FI) stay at Edna Staebler PS in 2016/17 school year, start Gr. 7 at Vista Hills PS in 2018/19
- All FI students Grades 2-8 stay at 2015/16 school if program is not offered at new home school (assumes a Gr 1 FI class at Vista Hills PS in 2016) and finish there
- All Grade 7 & 8 FI students in areas A, C, D1, F attend Laurelwood PS (beyond Area F grandfathering at EST)
- All Grade 7 & 8 FI students in areas E, L, M, N2 attend Edna Staebler PS

Scenario Comparison

Abraham Erb P.S.	Total Capacity	Grades	Year				
			2016	2018	2020	2022	2024
Status Quo	487	JK-6	410	390	355	355	360
Scenario 6	487	JK-6	440	425	395	365	355
Scenario 7	487	JK-8	610	620	575	560	560
Scenario 8	487	JK-6 (Ph 1) JK-8 (Ph 2)	410	390	430	500	535
Scenario 9	487	JK-6	475	445	420	420	420
Scenario 10	487	JK-6	510	495	465	445	440

Scenario Comparison

Edna Staebler P.S.	Total Capacity	Grades	Year				
			2016	2018	2020	2022	2024
Status Quo	706	JK-8	940	925	915	890	860
Scenario 6	706	JK-8	780	710	690	665	655
Scenario 7	706	JK-8	720	685	680	655	645
Scenario 8	706	JK-8	765	710	690	665	645
Scenario 9	706	JK-8	750	705	690	665	645
Scenario 10	706	JK-8	740	685	680	655	645

Scenario Comparison

Laurelwood P.S.	Total Capacity	Total Capacity (with PPK)	Grades	Year				
				2016	2018	2020	2022	2024
Status Quo	375	513	JK-8	670	695	690	670	660
Scenario 6	375	513	JK-8	710	710	730	745	745
Scenario 7	375	513	JK-8	635	630	630	625	610
Scenario 8	375	513	JK-8	625	620	590	580	565
Scenario 9	375	513	JK-8	625	620	645	670	660
Scenario 10	375	513	JK-8	665	665	665	665	650

Scenario Comparison

Mary Johnston P.S.	Total Capacity	Grades	Year				
			2016	2018	2020	2022	2024
Status Quo	447	JK-6	430	425	425	425	440
Scenario 6	447	JK-6	430	425	425	425	440
Scenario 7	447	JK-6	430	425	425	425	440
Scenario 8	447	JK-6	430	425	425	425	440
Scenario 9	447	JK-6	430	425	425	425	440
Scenario 10	447	JK-6	430	425	425	425	440

Scenario Comparison

New West Waterloo (Vista Hills)	Total Capacity	Grades	Year				
			2016	2018	2020	2022	2024
Scenario 6	647	JK-8	215	435	595	705	705
Scenario 7	647	JK-8	180	345	530	640	645
Scenario 8	647	JK-8	340	565	695	740	710
Scenario 9	647	JK-8	290	510	655	735	725
Scenario 10	647	JK-8	225	440	605	720	725