



West Waterloo Elementary Boundary Study - Phase 2

Working Group Meeting #2

January 15, 2019

AGENDA

1. Introductions
2. Review of Minutes (Kick-Off Meeting - December 4, 2018)
3. Draft Issues and Objectives
 - **Group Discussion**
4. School Walking Webs
5. School Portable Plans
6. Development Areas
7. Next Steps
8. Round Table

DRAFT ISSUES

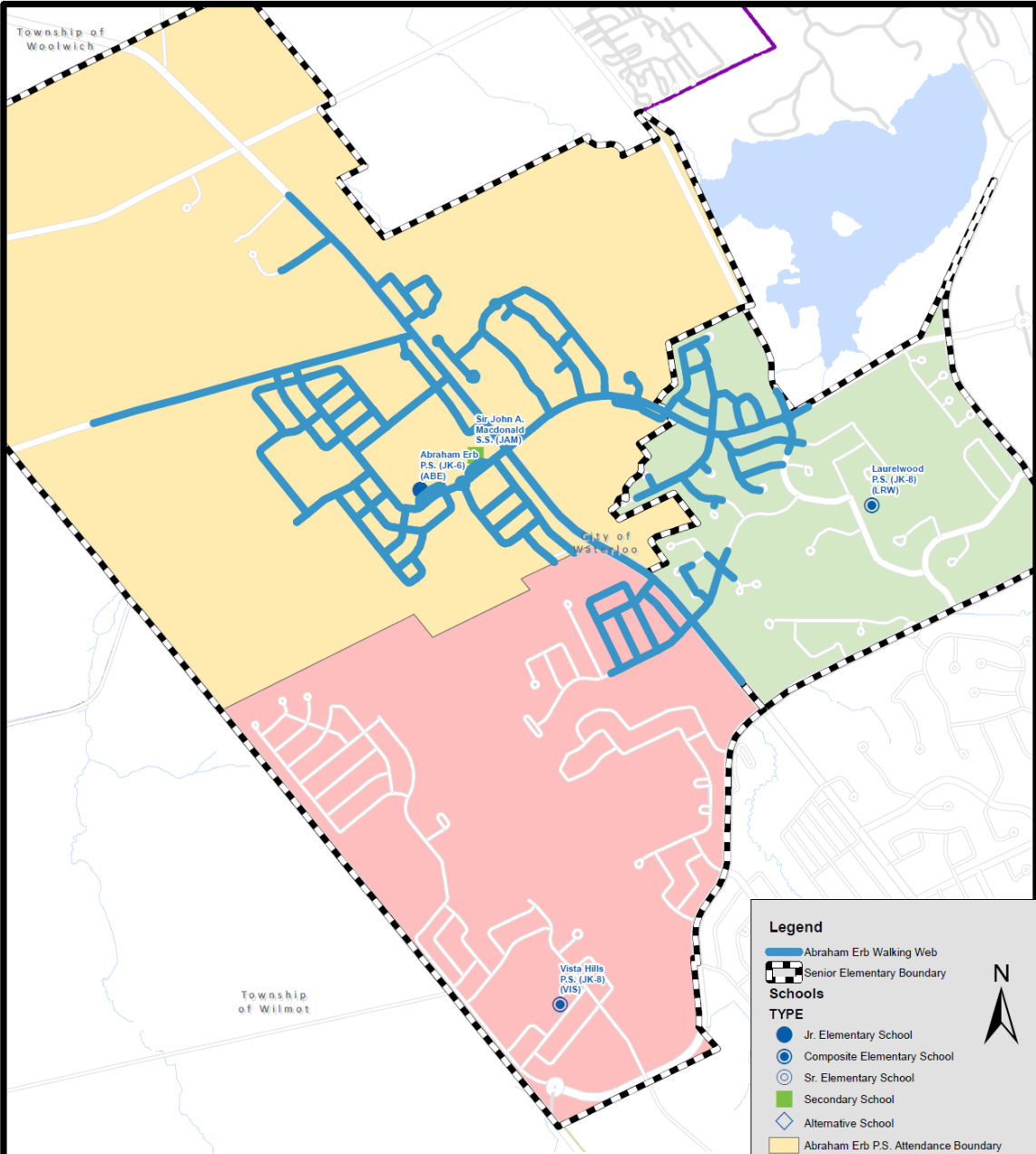
- Enrolment pressure at Vista Hills PS
- Other potential issues may include:
 - Traffic congestion
 - Parking
 - Site constraints
- Any other issues to add?

DRAFT OBJECTIVES

- Efficiency of transportation
 - students within walking distance
- Students within permanent capacity of schools
- Minimizing impact on students where changes are proposed
 - e.g., consideration for grandfathering, phased implementation

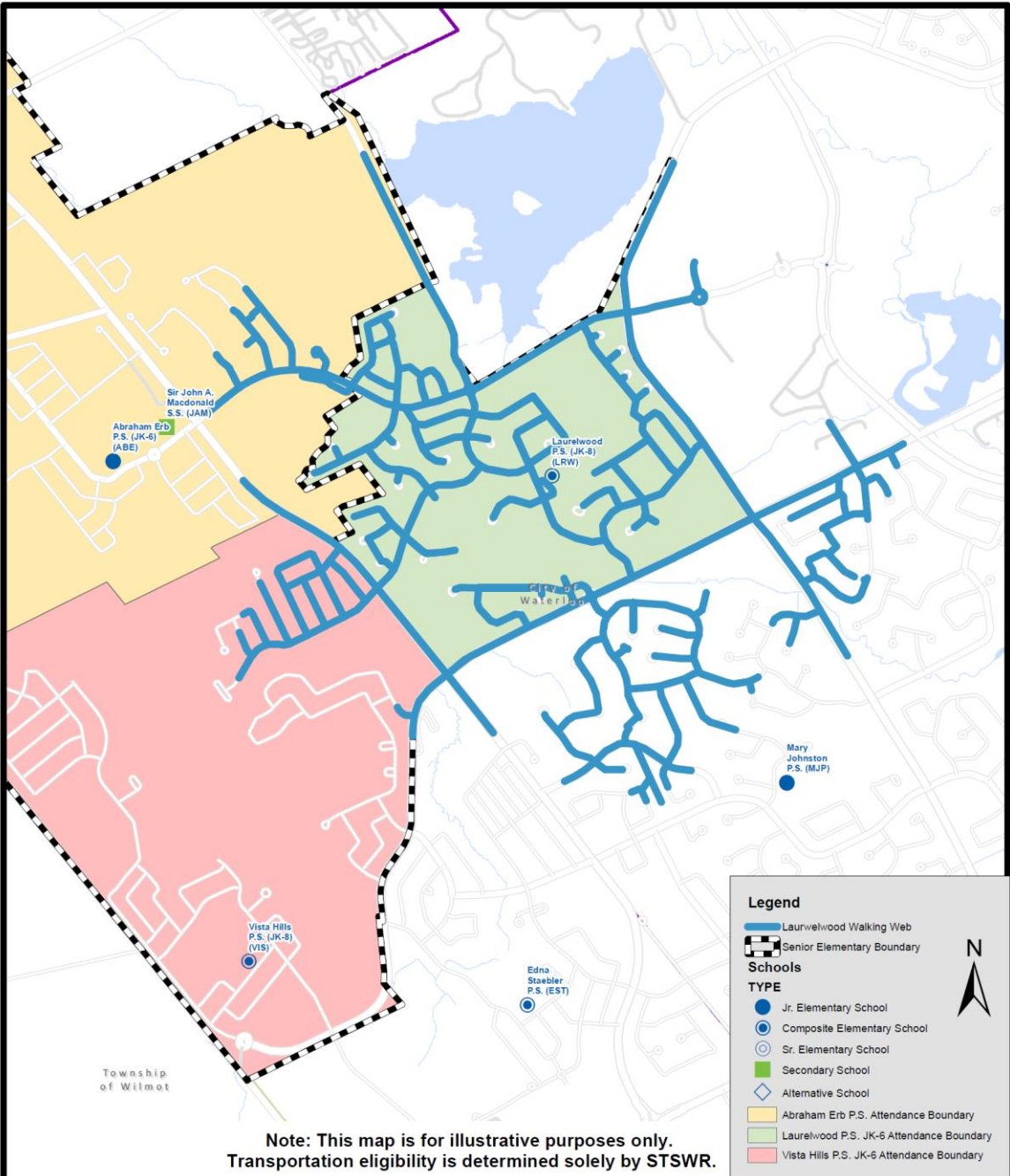
WALKING WEBS

Abraham Erb PS Walking Web (1.6 km)

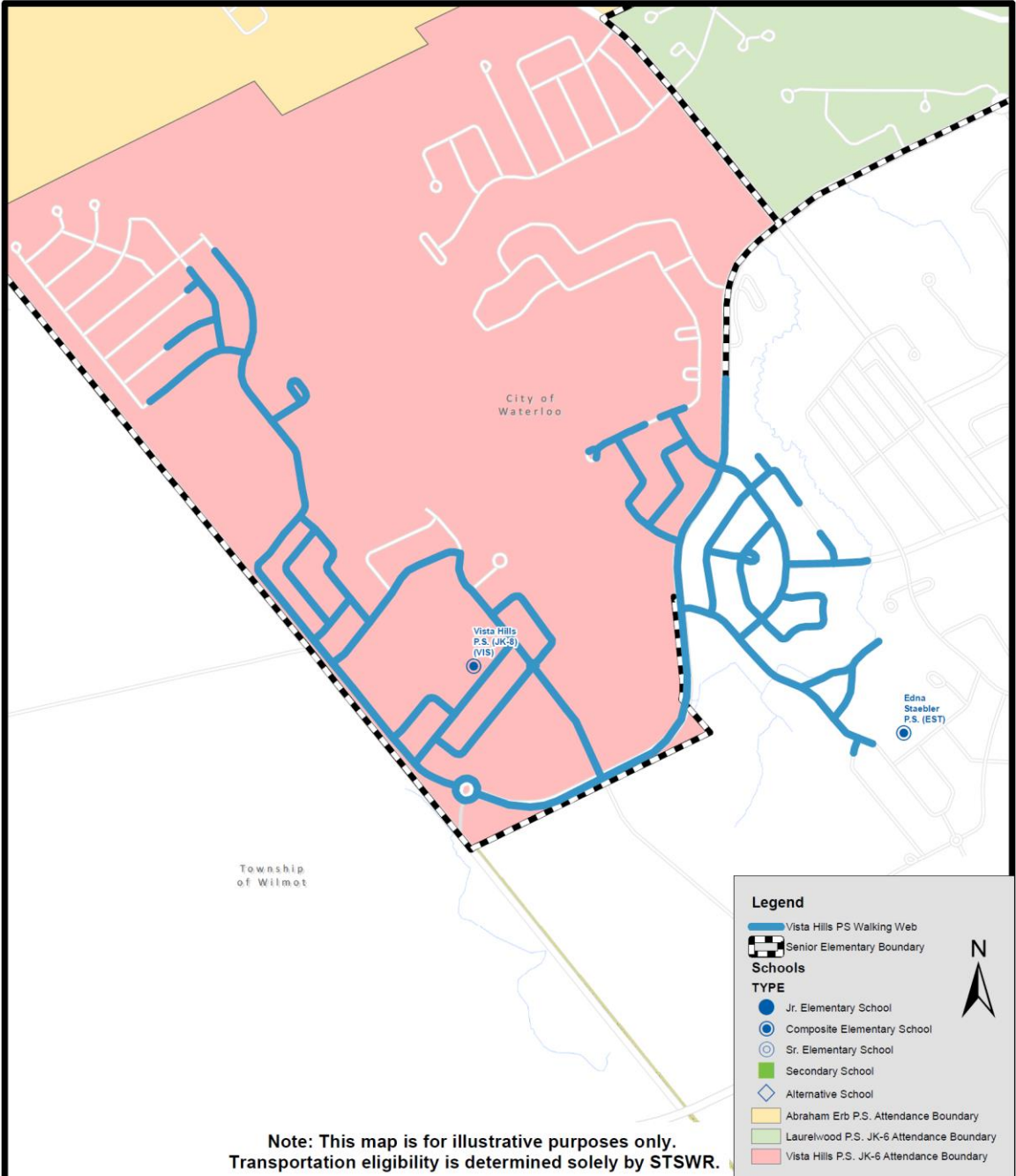


Note: This map is for illustrative purposes only.
Transportation eligibility is determined solely by STSWR.

Laurelwood PS Walking Web (1.6 km)



Vista Hills PS Walking Web (1.6 km)



PORTABLE PLANS – Vista Hills PS

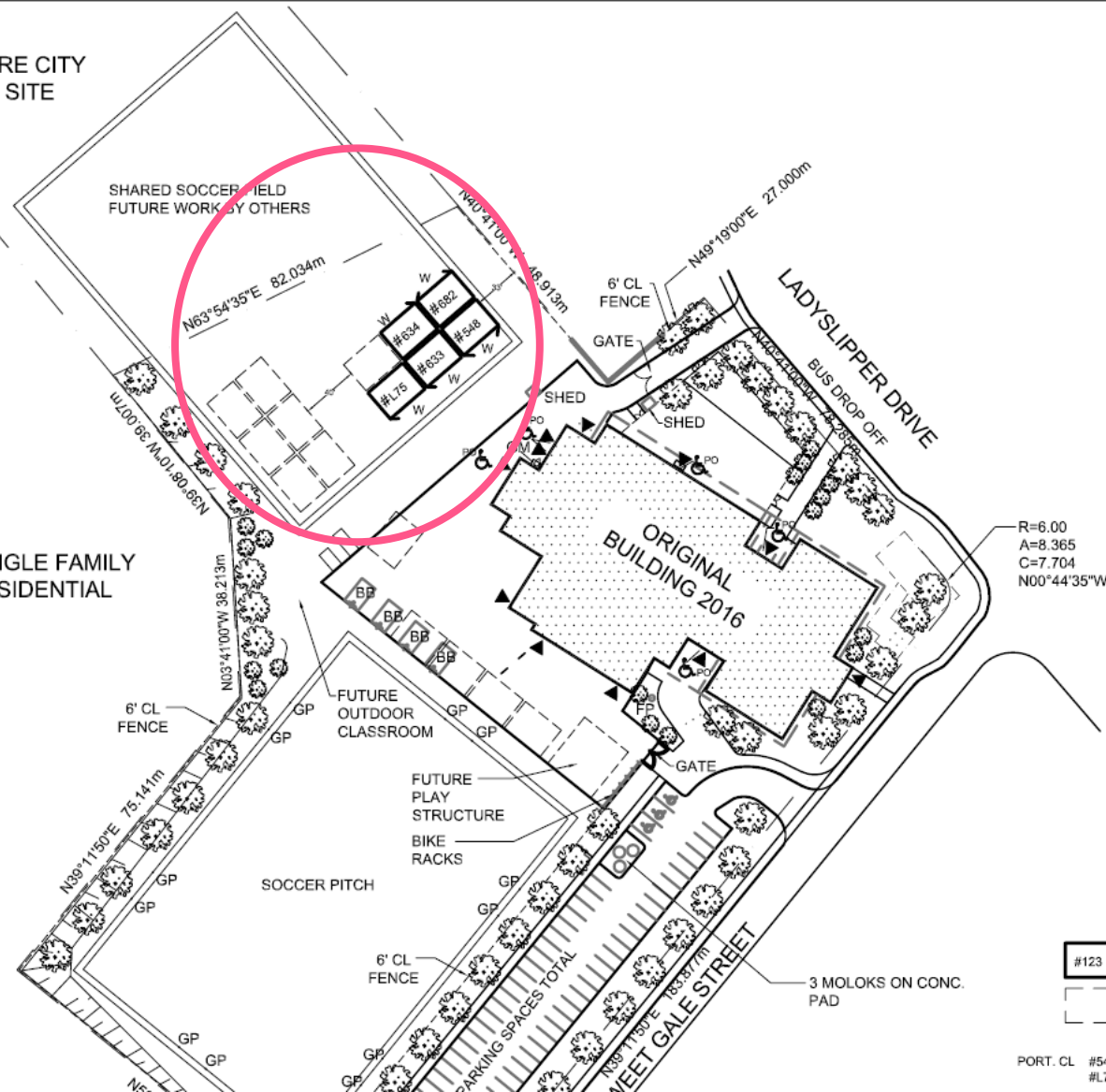
LEGEND

BB	BASKETBALL NET
CB	CATCH BASIN
CBMH	CATCH BASIN MANHOLE
CO	CLEANOUT
FDC	FIRE DEPT CONNECTION
FH	FIRE HYDRANT
FP	FLAGPOLE
G	GAS SUPPLY
GM	GAS METER
GP	GOAL POSTS
H	HYDRO (UNDERGROUND)
HP	HYDRO POLE
LP	LIGHT POLE
MH	MANHOLE
PO	POOR OPERATOR
SAN	SANITARY SEWER LINES
STM	STORM SEWER LINES
T	TELEPHONE (UNDERGROUND)
TV	CABLE TV (UNDERGROUND)
WTM	WATER MAIN
XF	TRANSFORMER

FUTURE CITY
PARK SITE

SHARED SOCCER FIELD
FUTURE WORK BY OTHERS

SINGLE FAMILY
RESIDENTIAL



PORT. CL #548, 633, 634, 682 - JULY 2018
#L75 - OCT 2018

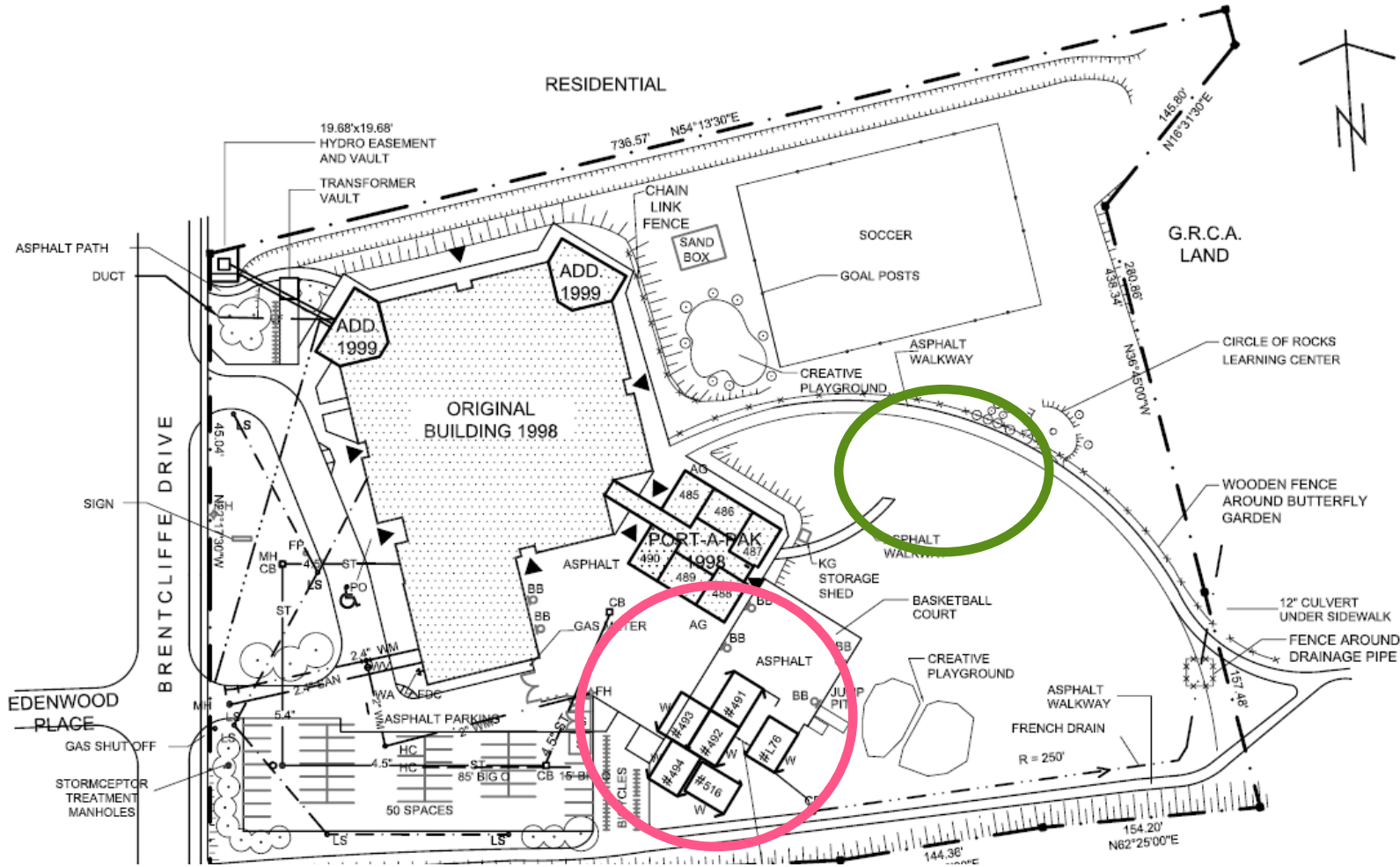


Current portable count = 5
Future Portables = 7
Total Portables = 12
Total capacity = 919
(643 OTG + 276 portables)

Current portable count = 1
 Future Portables = 5
 Total Portables = 6
 Total capacity = 625
 (487 OTG + 138 portables)

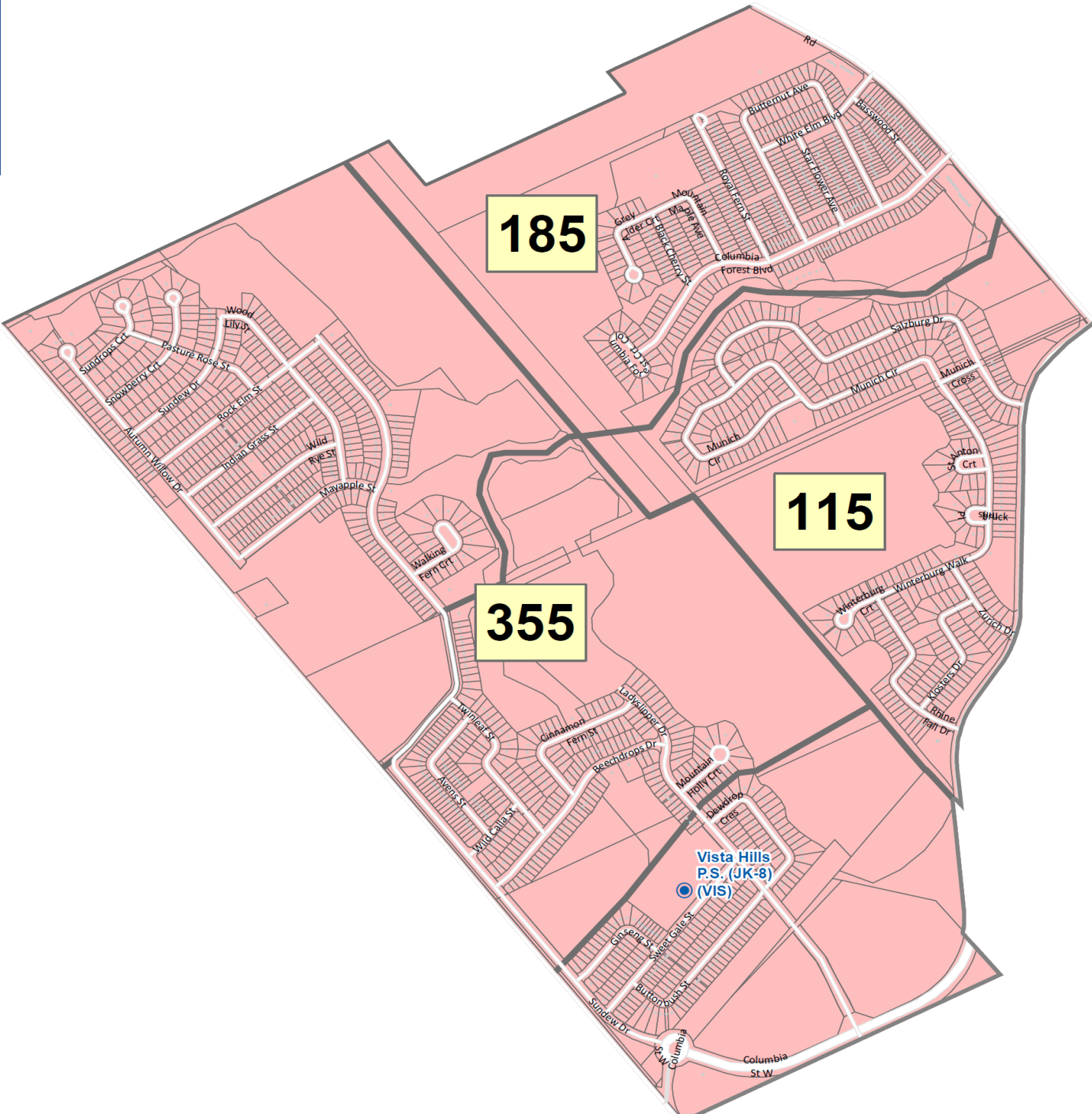
Current portable count = 1
Future Portables = 5
Total Portables = 6
Total capacity = 625
(487 OTG + 138 portables)

PORTABLE PLANS – Laurelwood PS



Current portable count = 6
Future Portables = 6*
Total Portables = 12
Total capacity = 780
(504 OTG + 276 portables)

STUDY AREA ENROLMENT



STATUS QUO ENROLMENT PROJECTIONS


Table 1 - Status Quo Enrolment Projections

		2018 Capacity		Enrolment						
School	Grades	Capacity	Portables	2018	2019	2020	2022	2024	2026	2028
Abraham Erb Public School	JK-6	487	1	473	452	459	443	406	404	399
Laurelwood Public School	JK-8	504*	6	562	522	514	474	456	465	466
Vista Hills Public School	JK-8	643	5	758	905	987	1144	1142	1105	1107

*The capacity of Laurelwood Public School includes a semi-permanent 6 room portapak

SCENARIO 1 ENROLMENT PROJECTIONS

Scenario 1 Abraham Erb PS to Laurelwood PS for 7-8



		2018 Capacity		Enrolment						
School	Grades	Capacity	Portables	2018	2019	2020	2022	2024	2026	2028
Abraham Erb Public School	JK-6	487	1	473	452	459	443	406	404	399
Laurelwood Public School	JK-8	504*	6	562	604	648	600	595	564	568
Vista Hills Public School	JK-8	643	5	758	822	853	1018	1003	1006	1005

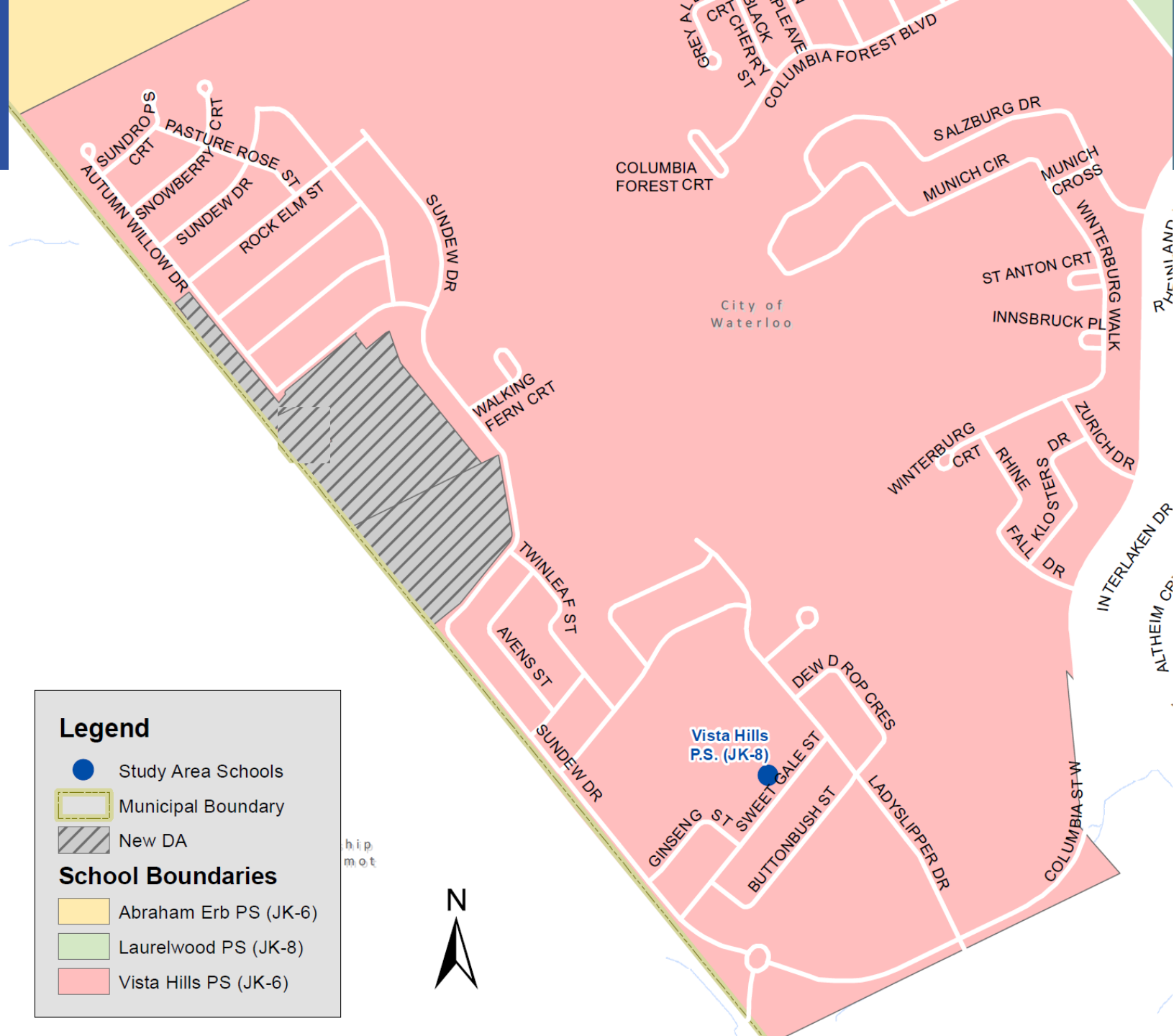
*The capacity of Laurelwood Public School includes a semi-permanent 6 room portapak

VISTA HILLS DEVELOPMENT

Development Plan	# Registered Units	# Unregistered Units Remaining (min – max range)
30T-97024	418	155-235
30T-05403	255	110-185
30T-05402	188	240-340
Total	861	505-760




SCENARIO 2 MAP



SCENARIO 2 ENROLMENT PROJECTIONS

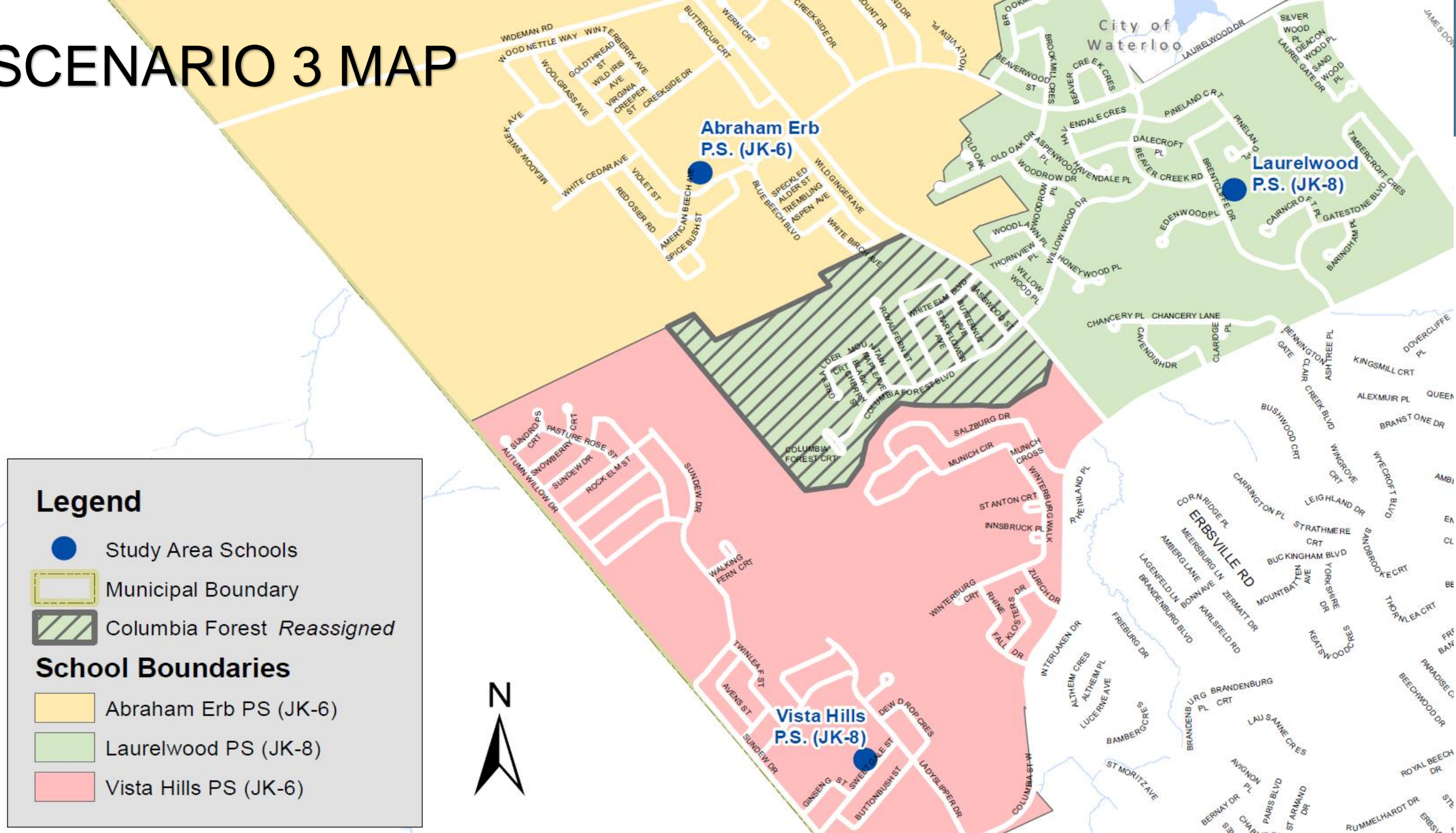
Scenario 2 Abraham Erb PS to Laurelwood PS for 7-8, Establish new DA



		2018 Capacity		Enrolment						
School	Grades	Capacity	Portables	2018	2019	2020	2022	2024	2026	2028
Abraham Erb Public School	JK-6	487	1	473	452	459	443	406	404	399
Laurelwood Public School	JK-8	504*	6	562	604	648	600	595	564	568
Vista Hills Public School	JK-8	643	5	758	822	793	898	883	889	889


*The capacity of Laurelwood Public School includes a semi-permanent 6 room portapak

SCENARIO 3 MAP



SCENARIO 3 ENROLMENT PROJECTIONS

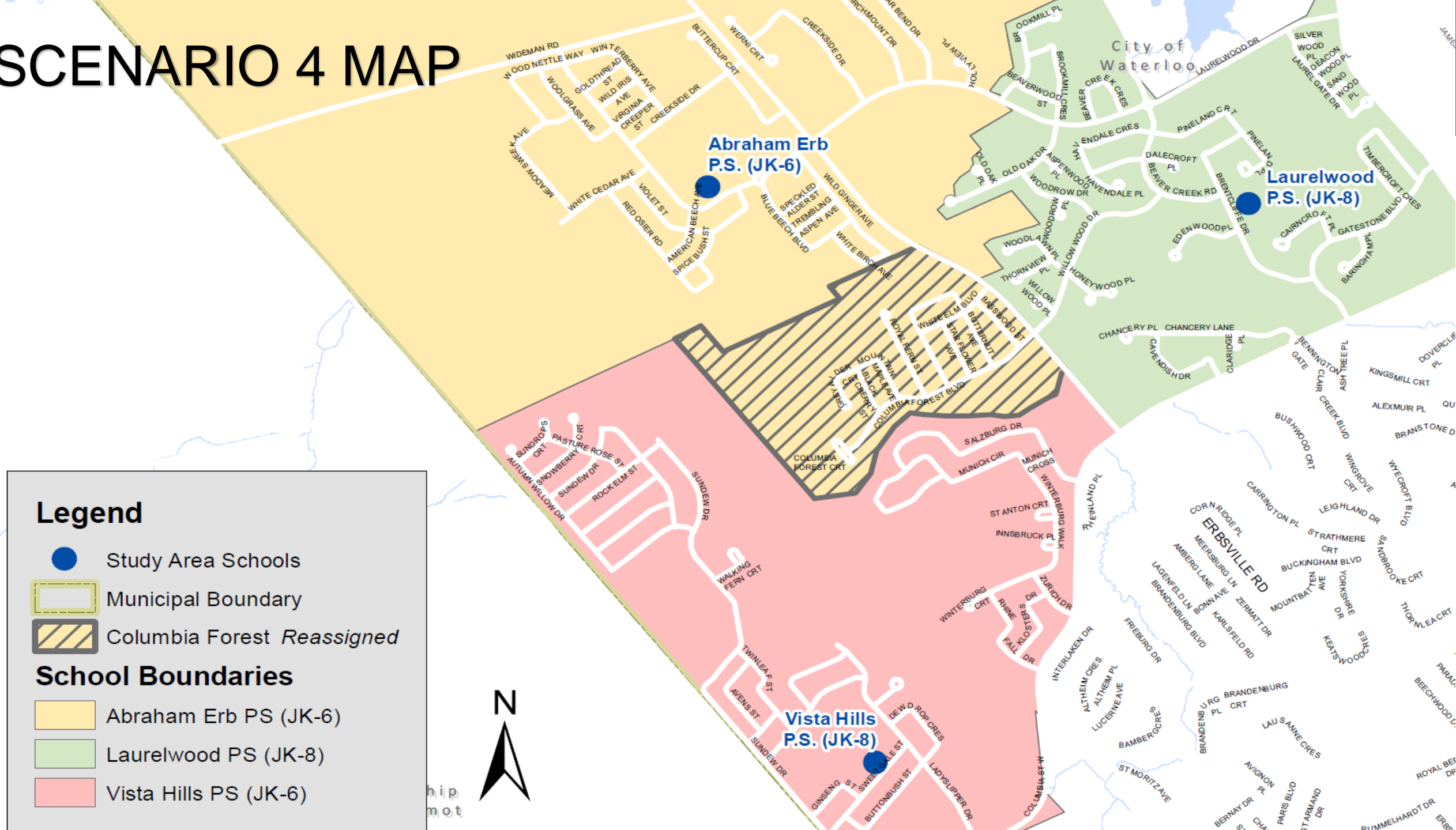
Scenario 3 Abraham Erb PS to Laurelwood PS for 7-8, Columbia Forest Neighbourhood to Laurelwood



		2018 Capacity		Enrolment						
School	Grades	Capacity	Portables	2018	2019	2020	2022	2024	2026	2028
Abraham Erb Public School	JK-6	487	1	473	452	459	443	406	404	399
Laurelwood Public School	JK-8	504*	6	562	769	810	763	738	701	705
Vista Hills Public School	JK-8	643	5	758	658	691	855	860	869	869


*The capacity of Laurelwood Public School includes a semi-permanent 6 room portapak

SCENARIO 4 MAP



SCENARIO 4 ENROLMENT PROJECTIONS

Scenario 4 Abraham Erb PS to Laurelwood PS for 7-8, Columbia Forest Neighbourhood to Abraham Erb



		2018 Capacity		Enrolment						
School	Grades	Capacity	Portables	2018	2019	2020	2022	2024	2026	2028
Abraham Erb Public School	JK-6	487	1	473	600	590	561	521	515	511
Laurelwood Public School	JK-8	504*	6	562	621	678	645	623	589	593
Vista Hills Public School	JK-8	643	5	758	658	691	855	860	869	869

*The capacity of Laurelwood Public School includes a semi-permanent 6 room portapak

NEXT STEPS

- Meeting Schedule
- Public/Community Meetings
- Alternate Scenarios?

MEETING SCHEDULE

- Typically rotate through the study area schools
- Agree on dates and times that work for most
- Bi-weekly

Working Group Meeting	Biweekly	Location	Time
Meeting 3	January 29, 2019	Abraham Erb PS	5:00-6:30pm
Public Meeting	February 12, 2019	Vista Hills PS	7:00-9:00pm
Meeting 4	February 26, 2019	Laurelwood PS	5:00-6:30pm

COMMUNICATION

- boundaryfeedback@wrdsb.ca
Subject: West Waterloo Boundary Study
- Web page posts directed to study area schools
- A boundary study webpage has been published
<https://www.wrdsb.ca/planning/westwaterloophase2/>

ROUND TABLE





INNOVATING TOMORROW BY EDUCATING TODAY

51 Ardelt Avenue
Kitchener, ON N2C 2R5
tel: 519.570.0003
WEB: WRDSB.CA



[FACEBOOK.COM/WRDSB](https://www.facebook.com/WRDSB)



[TWITTER.COM/WRDSB](https://twitter.com/WRDSB)



[INSTAGRAM.COM/WR_DSB](https://www.instagram.com/WR_DSB)



[YOUTUBE.COM/WRDSBVIDEO](https://www.youtube.com/WRDSBVIDEO)