



Waterloo Region  
District School Board

# **Baden Elementary Schools Boundary Study**

Working Group Meeting #4

April 23, 2014

# Agenda

1. Welcome
2. Draft Minutes Review
3. Draft Goals/Objectives
  - Additional Objective re: Timing
4. Scenario Discussion
5. Public Meeting #1
  - What will be presented?
6. Meeting Schedule
7. Roundtable

# Draft Study Goals

- Goals explain what the Working Group **intends to achieve through the boundary study process**:
  - To develop a solution that is long-term (approximately 10 years), taking into consideration current and future population density and demographics
  - To minimize transitions for students where changes are proposed though grandfathering/phasing
  - To strengthen the Board's business case for additional capacity funding for current students and as residential development plans progress in the Township of Wilmot
  - To provide equitable learning opportunities for students and staff by moving towards the following criteria (from Board Policy 3002 – Elementary School Size and Configuration)
    - JK-6 facilities between 350 and 400 students (approx. 2 classes per grade)
    - JK-8 facilities between 500 and 650 students (approx. 2 classes per grade)
    - Minimizing the potential for schools with enrolments over 650 students

# Draft Study Objectives

- Objectives are **specific and measurable statements** of the goals. They provide the criteria to evaluate the scenarios:
  - To reduce enrolment at Baden Public School beginning in the 2015/16 school year
  - To increase the number of students housed in permanent capacity within the study area in a cost-effective way, recognizing that there can be no additional capacity built prior to the 2017/18 school year

# Understanding School Capacities

- The Ministry of Education uses a standardized method for calculating school capacities based on room type (not necessarily room use)
- Starting in 2014/15 rooms in the school are given the following loading:
  - Classroom: 23
  - Full-Day Kindergarten: 26 (changed from 20)
  - Special Education: 9

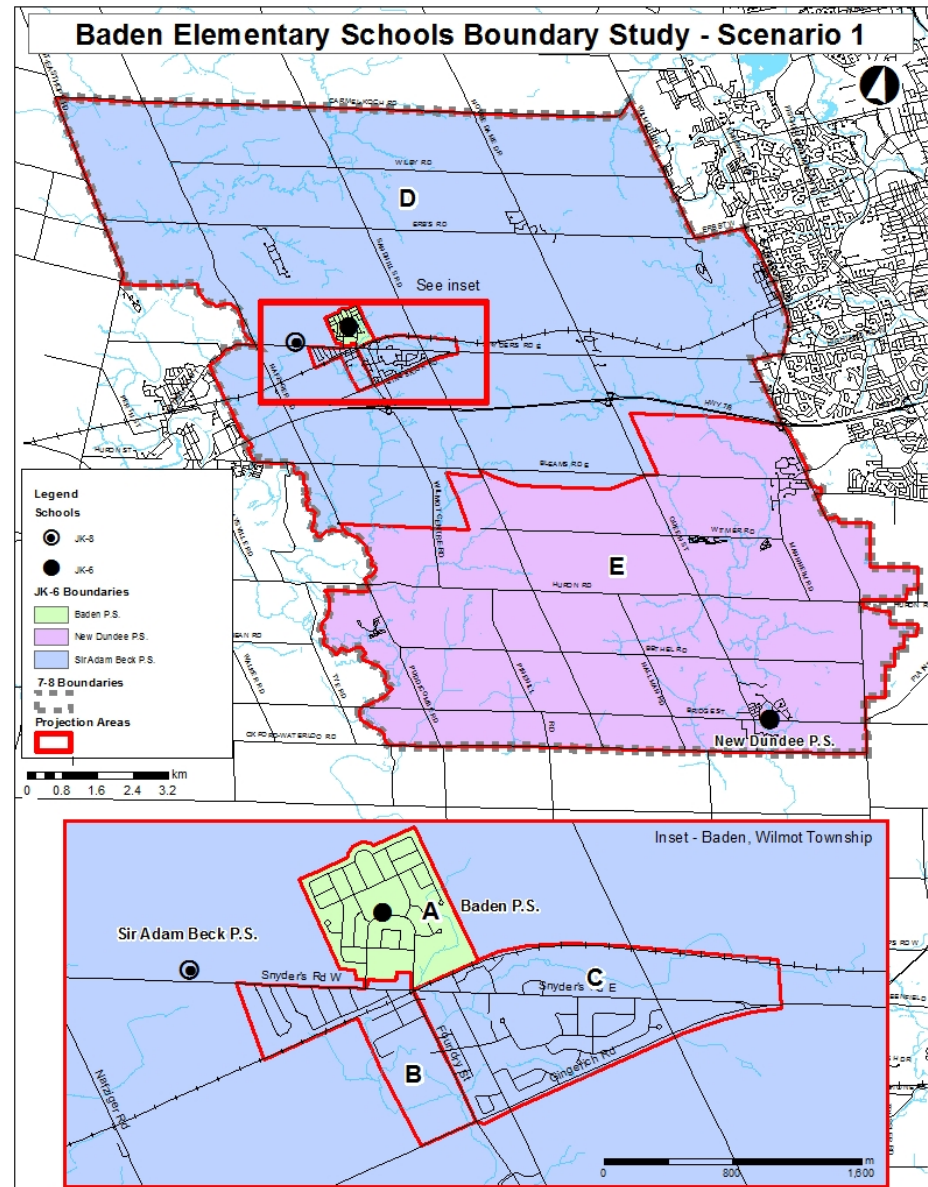
# Understanding School Capacities

School	# Rooms By Type			Ministry Capacity
	FDK (26)	Classroom (23)	Spec. Ed. (9)	
Baden PS	4	21	2	605
New Dundee PS	2	8	0	236
Sir Adam Beck PS	6	15	1	510
<b>Total</b>	<b>12</b>	<b>44</b>	<b>3</b>	<b>1351</b>

# Scenario 2/1

## Description

- Baden PS Gr. 7-8 boundary reduced so only feeder school is New Dundee PS (Scenario 2)  
**AFTER** an addition is constructed at Sir Adam Beck PS, converts to JK-6, keeping existing boundary, and French Immersion (Gr. 1-6) (Scenario 1)
- Sir Adam Beck PS adds Gr. 7-8 to become JK-8 with no feeder schools, Gr. 7-8 boundary is same as JK-6 boundary (Scenario 2)  
**AFTER** an addition is constructed at Sir Adam Beck PS, acts as senior (7-8) school for New Dundee PS AND Baden PS (Scenario 1)
- No change for New Dundee PS



# Scenario 2/1 Projections

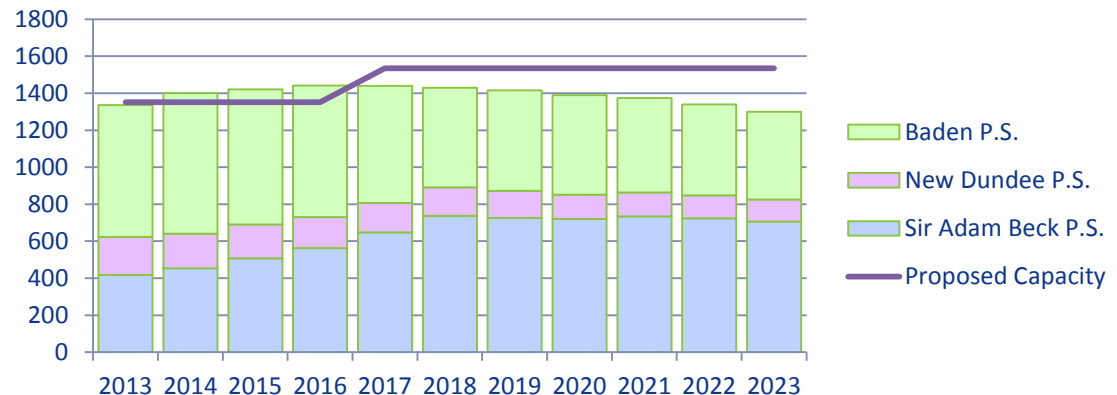
School	2015/16 Capacity	New Cap.(req. approval)	Scenario 2/1 Total Capacity	Grades	Projected Total Students by Year				
					2015	2017	2019	2021	2023
Baden PS	605	0	605	JK-8 then JK-6	730	635	545	510	475
New Dundee PS	236	0	236	JK-6	185	160	145	130	120
Sir Adam Beck	510	184	694	JK-8	505	650	725	735	705
<b>Total</b>	<b>1351</b>	<b>184</b>	<b>1535</b>		<b>1420</b>	<b>1440</b>	<b>1415</b>	<b>1375</b>	<b>1300</b>

8 classroom addition at Sir Adam Beck P.S. to include:

- Science/Tech Rm
- Music Rm
- Art Rm
- 5 regular classrooms

Assumes completion in 2017

**Baden Boundary Study - Scenario 2/1**

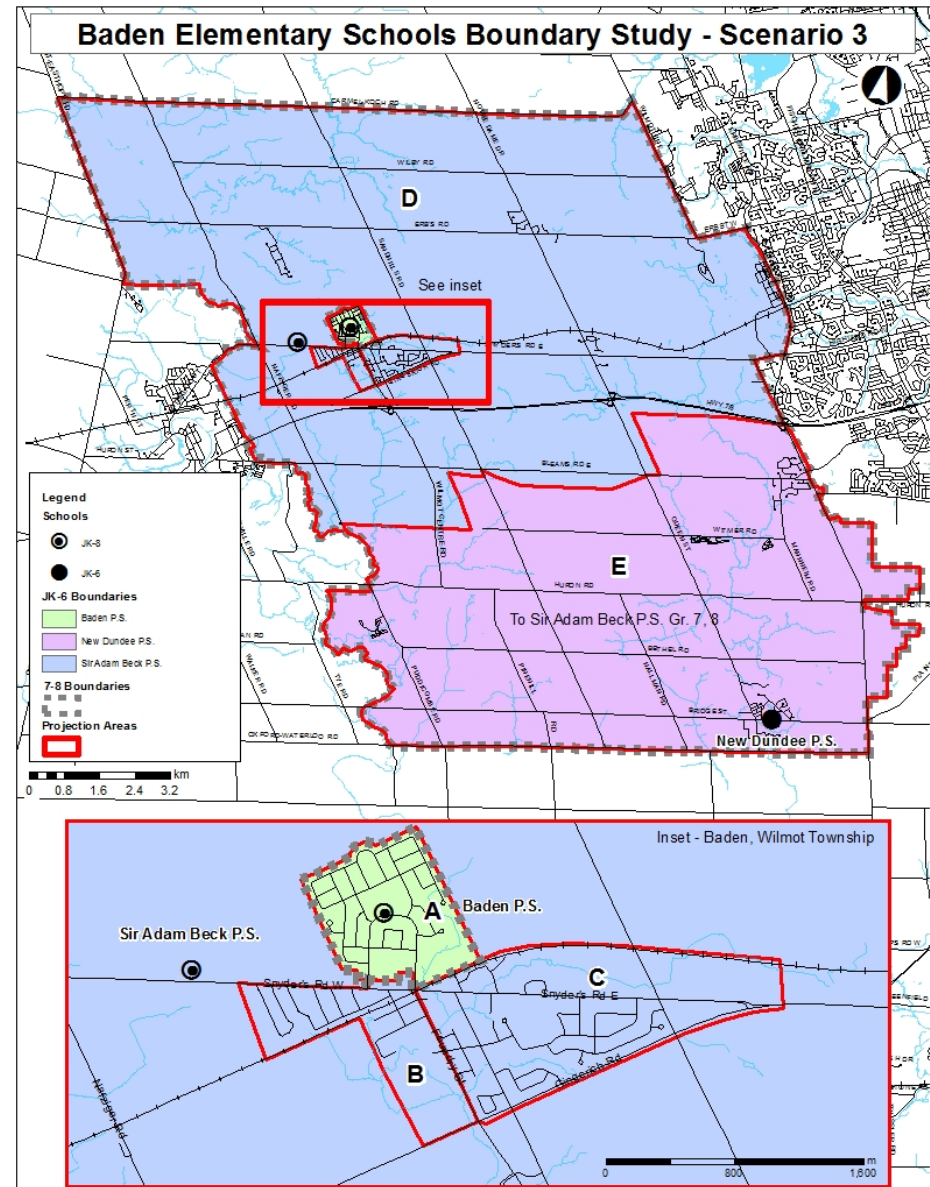




# Scenario 2/3

## Description

- Baden PS Gr. 7-8 boundary reduced so only feeder school is New Dundee PS (Scenario 2) UNTIL an addition is constructed at Sir Adam Beck PS, then has no feeder schools (Scenario 3)
- Sir Adam Beck PS adds Gr. 7-8 to become JK-8 with no feeder schools (Scenario 2) UNTIL an addition is constructed, then acts as senior (7-8) school for New Dundee PS (Scenario 3)
- No change for New Dundee PS



# Scenario 2/3 Projections

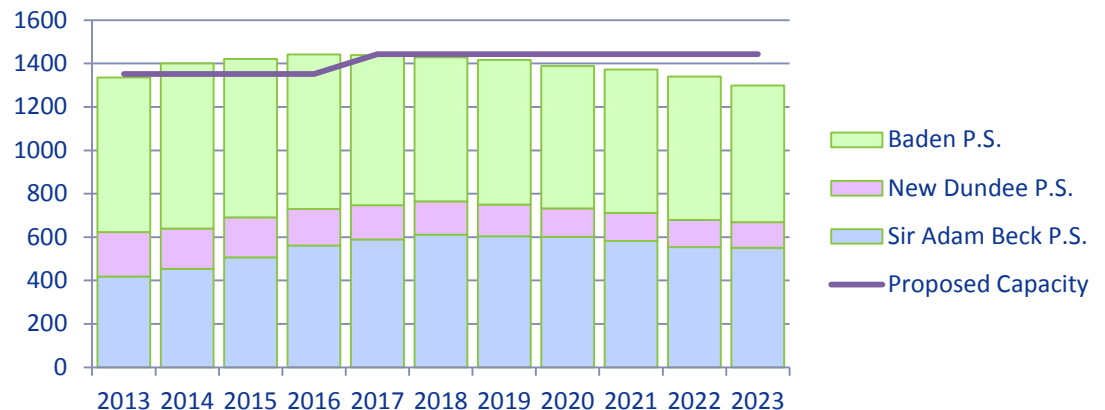
School	2015/16 Capacity	New Cap.(req. approval)	Scenario 2/3 Total Capacity	Grades	Projected Total Students by Year				
					2015	2017	2019	2021	2023
Baden PS	605	0	605	JK-8	730	690	665	660	630
New Dundee PS	236	0	236	JK-6	185	160	145	130	120
Sir Adam Beck	510	92	602	JK-8	505	590	605	580	550
<b>Total</b>	<b>1351</b>	<b>92</b>	<b>1443</b>		<b>1420</b>	<b>1440</b>	<b>1415</b>	<b>1375</b>	<b>1300</b>

4 classroom addition at Sir Adam Beck P.S. to include:

- Science/Tech Rm
- Music Rm
- Art Rm
- 1 classroom

Assumes completion in 2017

**Baden Boundary Study - Scenario 2/3**





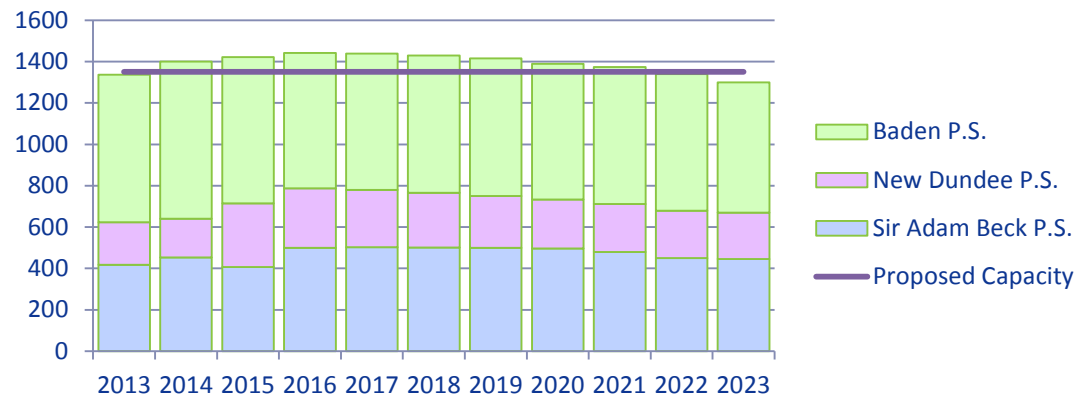
# Scenario 5 Projections

School	2015/16 Capacity	New Cap.(req. approval)	Scenario 5 Total Capacity	Grades	Projected Total Students by Year				
					2015	2017	2019	2021	2023
Baden PS	605	0	605	JK-8	705	660	665	660	630
New Dundee PS	236	0	236	JK-6	310	280	250	230	225
Sir Adam Beck	510	0	510	JK-8	405	500	500	480	445
<b>Total</b>	<b>1351</b>	<b>0</b>	<b>1351</b>		<b>1420</b>	<b>1440</b>	<b>1415</b>	<b>1375</b>	<b>1300</b>

Internal renovations at Sir Adam Beck P.S. to create:

- Science/Tech Rm
- Music Rm
- Art Rm

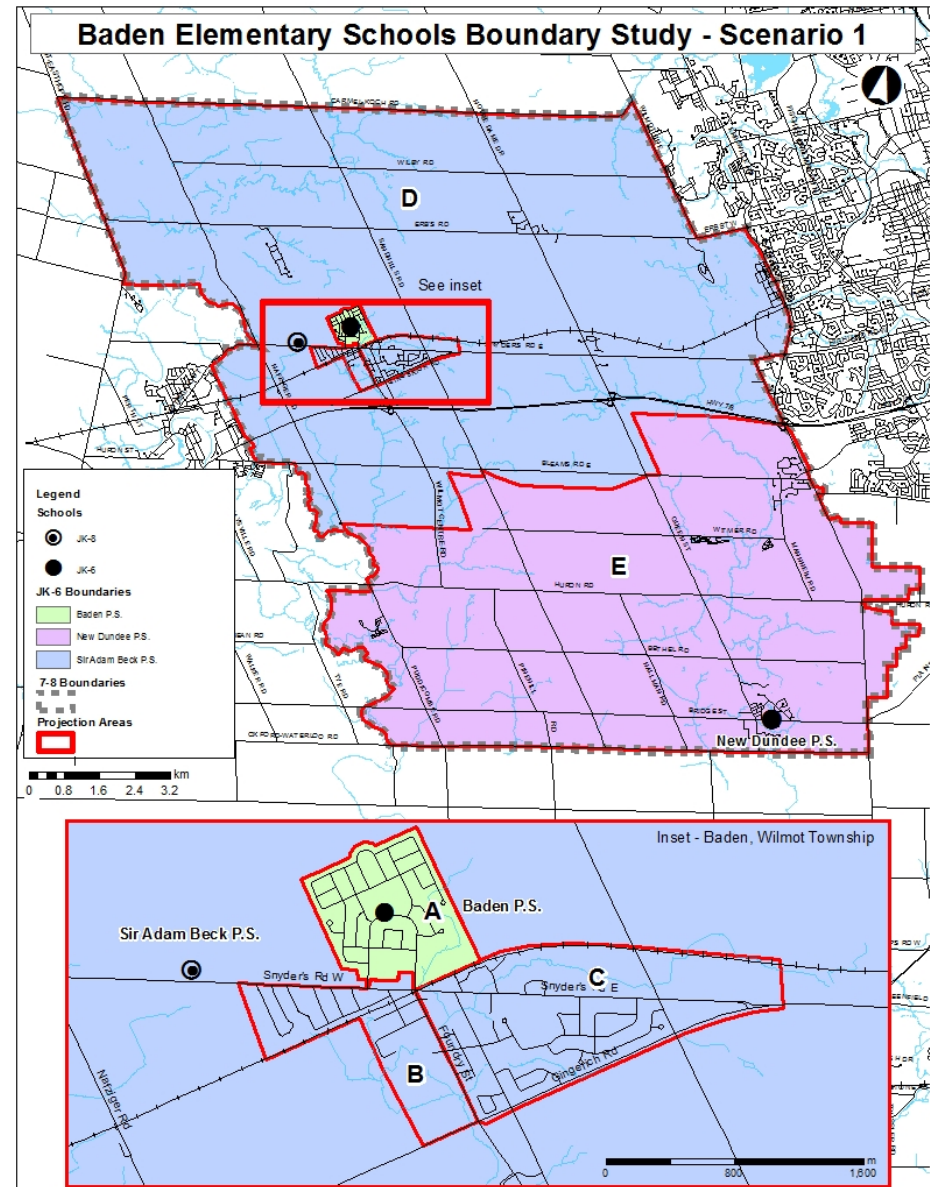
**Baden Boundary Study - Scenario 5**



# Scenario 1

## Description

- Baden PS becomes JK-6, keeping existing boundary, and French Immersion (Gr. 1-6)
- Sir Adam Beck PS adds Gr. 7-8 to become JK-8, acting as Sr. (7-8) school for Baden PS, New Dundee PS and Sir Adam Beck PS (includes Gr. 7-8 French Immersion and Life Skills classes)
- No change for New Dundee PS



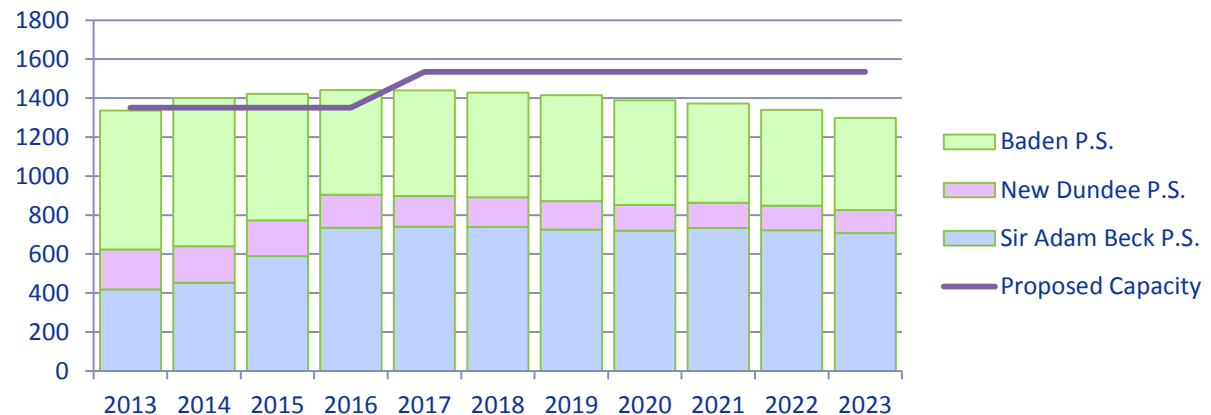
# Scenario 1 Projections

School	2015/16 Capacity	New Cap.(req. approval)	Scenario 1 Total Capacity	Grades	Projected Total Students by Year				
					2015	2017	2019	2021	2023
Baden PS	605	0	605	JK-6	650	540	545	510	475
New Dundee PS	236	0	236	JK-6	185	160	145	130	120
Sir Adam Beck	510	184	694	JK-8	590	740	725	735	705
<b>Total</b>	<b>1351</b>	<b>184</b>	<b>1535</b>		<b>1420</b>	<b>1440</b>	<b>1415</b>	<b>1375</b>	<b>1300</b>

8 classroom addition at Sir Adam Beck P.S. to include:

- Science/Tech Rm
- Music Rm
- Art Rm
- 5 regular classrooms

**Baden Boundary Study - Scenario 1**

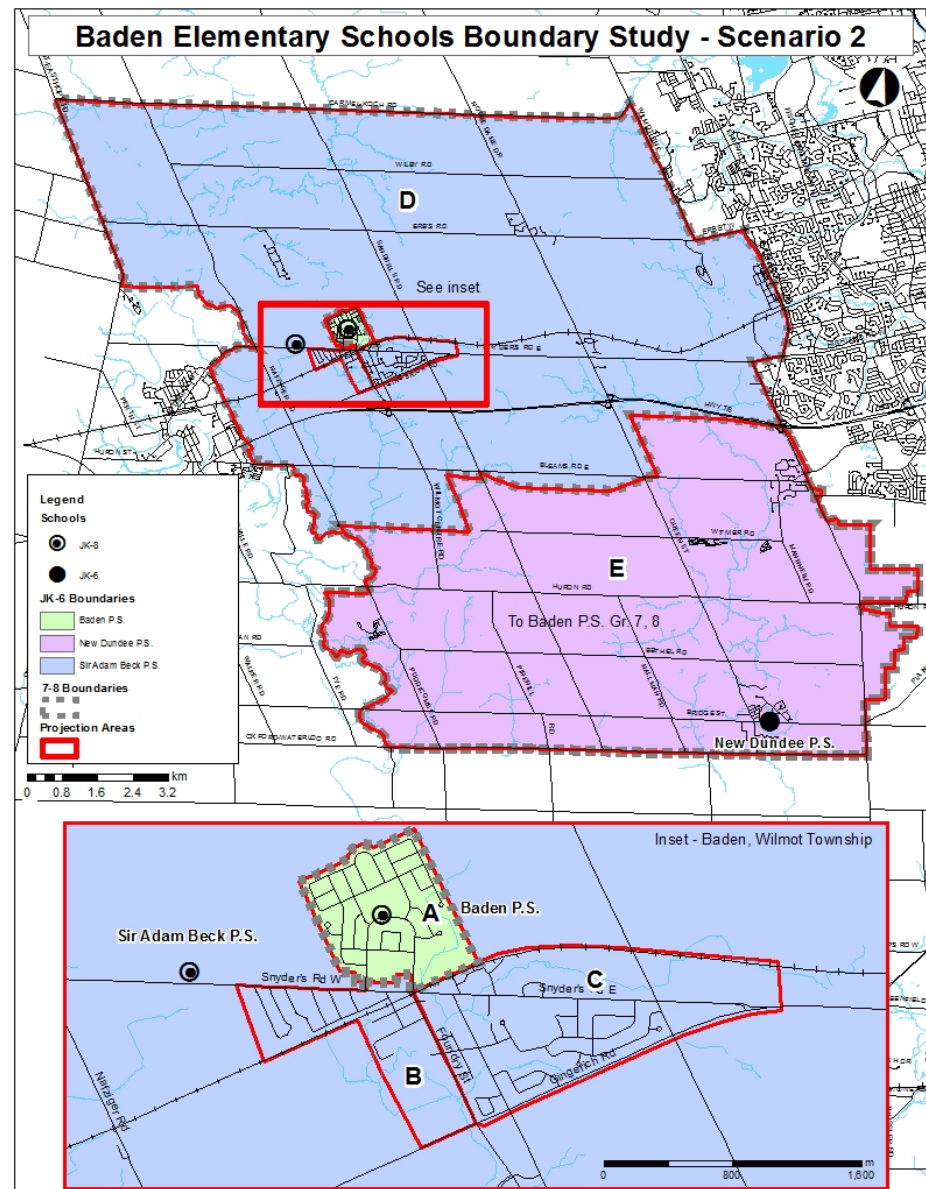




# Scenario 2

## Description

- Baden PS Gr. 7-8 boundary reduced so only feeder school is New Dundee PS
- Sir Adam Beck PS adds Gr. 7-8 to become JK-8 with no feeder schools, Gr. 7-8 boundary is same as JK-6 boundary
- No change for New Dundee PS



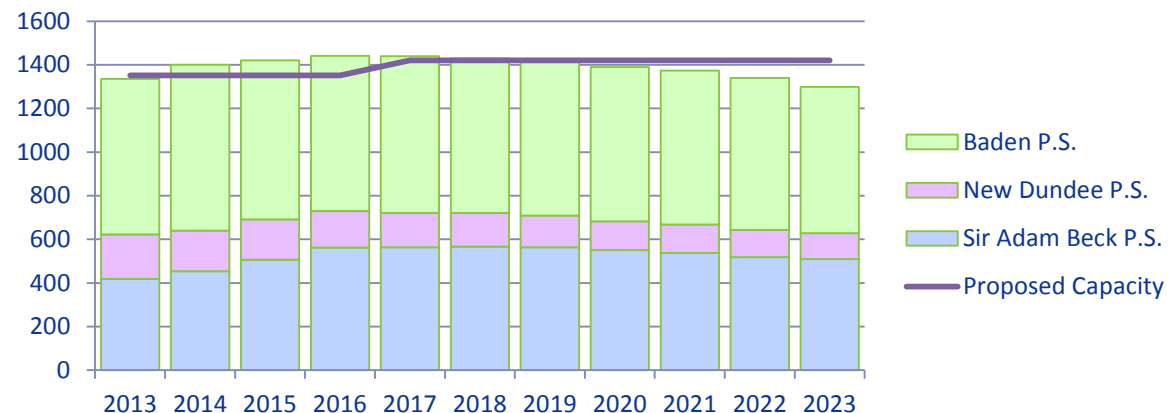
# Scenario 2 Projections

School	2015/16 Capacity	New Cap.(req. approval)	Scenario 2 Total Capacity	Grades	Projected Total Students by Year				
					2015	2017	2019	2021	2023
Baden PS	605	0	605	JK-8	730	720	705	705	670
New Dundee PS	236	0	236	JK-6	185	160	145	130	120
Sir Adam Beck	510	69	579	JK-8	505	565	565	540	510
<b>Total</b>	<b>1351</b>	<b>69</b>	<b>1420</b>		<b>1420</b>	<b>1440</b>	<b>1415</b>	<b>1375</b>	<b>1300</b>

3 classroom addition at Sir Adam Beck P.S. to include:

- Science/Tech Rm
- Music Rm
- Art Rm

**Baden Boundary Study - Scenario 2**

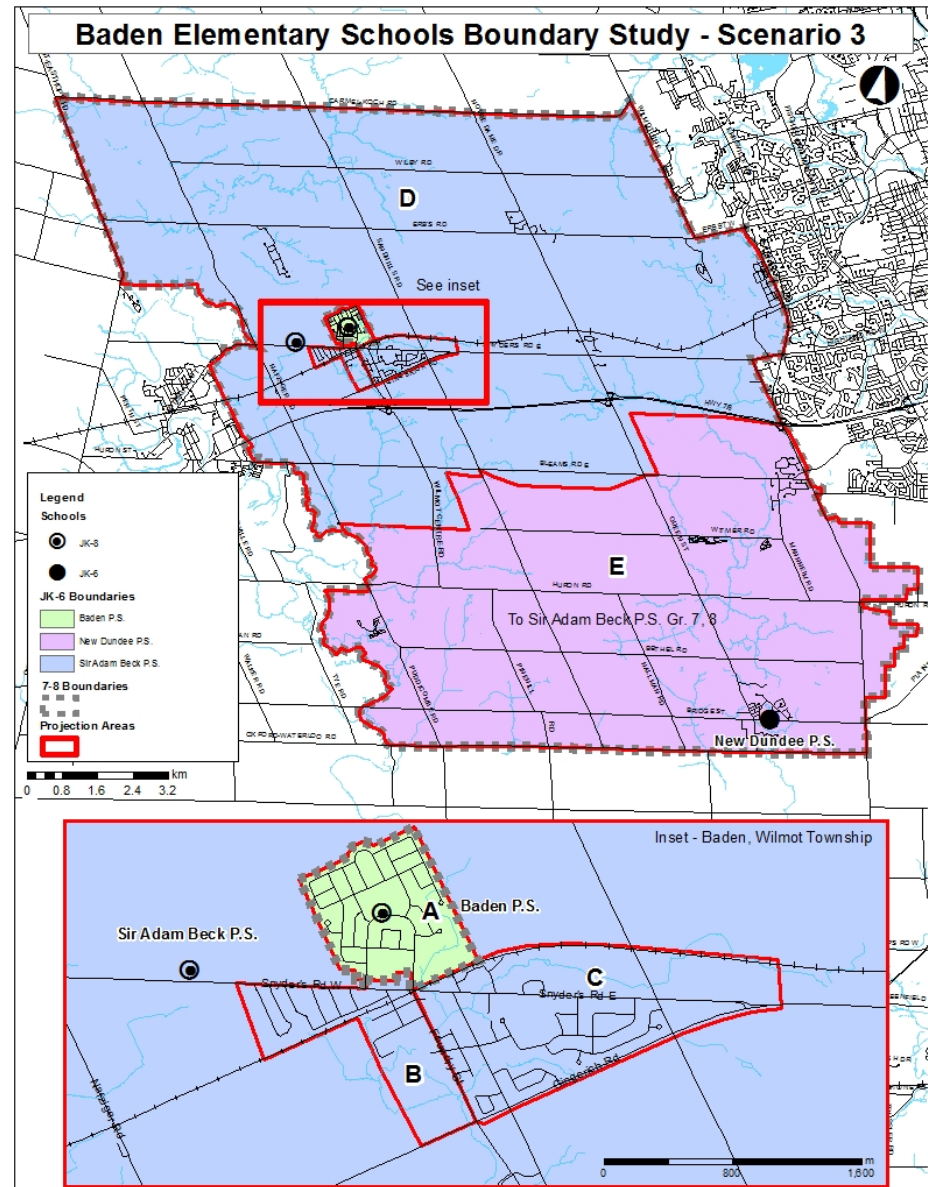




# Scenario 3

## Description

- Baden PS Gr. 7-8 boundary reduced to eliminate feeder schools
- Sir Adam Beck PS adds Gr. 7-8 to become JK-8, acts as feeder school for New Dundee PS
- No change for New Dundee PS



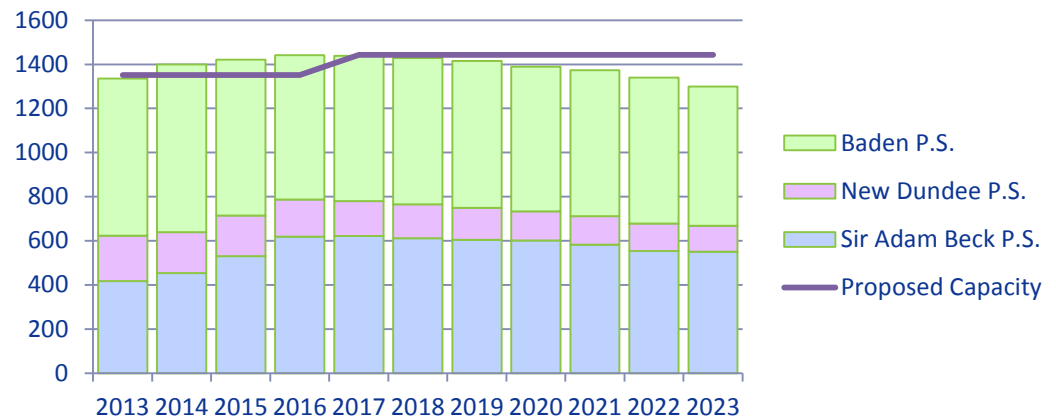
# Scenario 3 Projections

School	2015/16 Capacity	New Cap.(req. approval)	Scenario 3 Total Capacity	Grades	Projected Total Students by Year				
					2015	2017	2019	2021	2023
Baden PS	605	0	605	JK-8	705	660	665	660	630
New Dundee PS	236	0	236	JK-6	185	160	145	130	120
Sir Adam Beck	510	92	602	JK-8	530	620	605	580	550
<b>Total</b>	<b>1351</b>	<b>92</b>	<b>1443</b>		<b>1420</b>	<b>1440</b>	<b>1415</b>	<b>1375</b>	<b>1300</b>

4 classroom addition at Sir Adam Beck P.S. to include:

- Science/Tech Rm
- Music Rm
- Art Rm
- 1 classroom

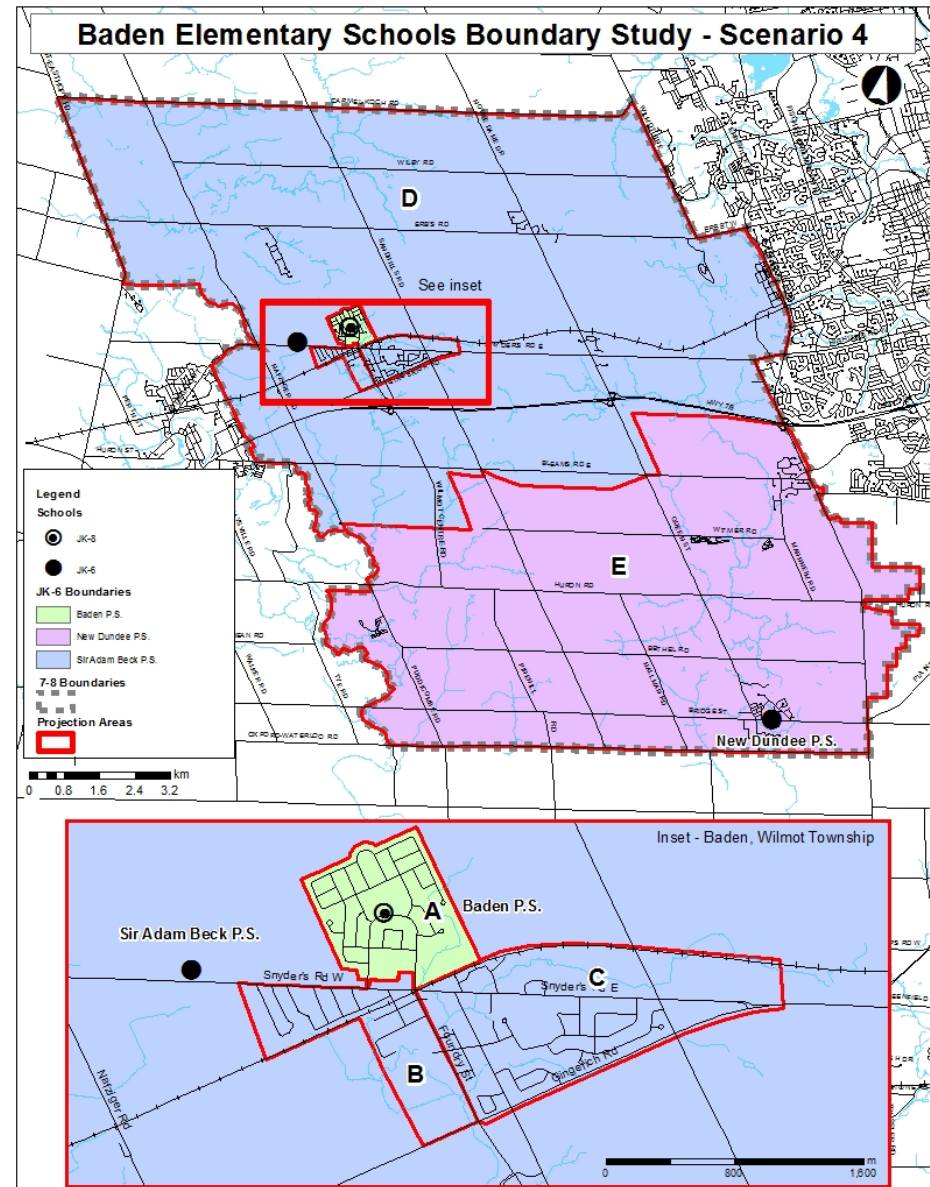
**Baden Boundary Study - Scenario 3**



# Scenario 4

## Description

- Baden PS Gr. 1-6 French Immersion program moves to Sir Adam Beck PS (Gr. 7-8 French Immersion classes only at Baden PS)
- Sir Adam Beck PS adds Gr. 1-6 French Immersion
- No change for New Dundee PS



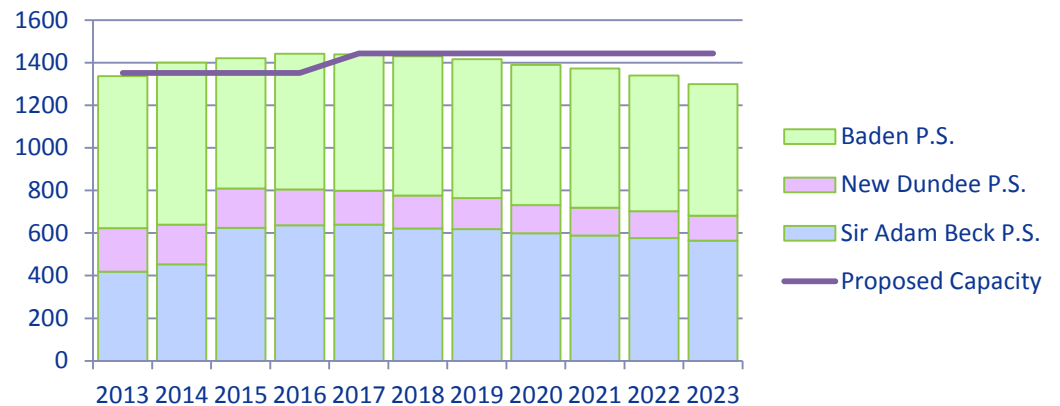
# Scenario 4 Projections

School	2015/16 Capacity	New Cap.(req. approval)	Scenario 4 Total Capacity	Grades	Projected Total Students by Year				
					2015	2017	2019	2021	2023
Baden PS	605	0	605	JK-8	610	640	650	655	615
New Dundee PS	236	0	236	JK-6	185	160	145	130	120
Sir Adam Beck	510	92	602	JK-6	625	640	620	590	565
<b>Total</b>	<b>1351</b>	<b>92</b>	<b>1443</b>		<b>1420</b>	<b>1440</b>	<b>1415</b>	<b>1375</b>	<b>1300</b>

4 classroom addition at Sir Adam Beck P.S. to include:

- 4 classrooms

**Baden Boundary Study - Scenario 4**



# Public Meeting #1

Scenario #	Baden PS	Sir Adam Beck PS	New Dundee PS
1	JK-6	JK-8 (+BDN & NDD 7-8)	JK-6
2	JK-8 (+NDD 7-8)	JK-8	JK-6
3	JK-8	JK-8 (+NDD 7-8)	JK-6
4	JK-8 (+SAB & NDD 7-8), no 1-6 FI	JK-6 (+FI 1-6)	JK-6
2/1	JK-8 (+NDD 7-8 TEMP)	JK-8 (+NDD 7-8 PERM)	JK-6
2/3	JK-8 TEMP, JK-6 PERM	JK-8 (+NDD & BDN 7-8 PERM)	JK-6
5	JK-8	JK-8 (+NDD 7-8)	JK-6

# Upcoming Meeting Dates

- **Working Group # 5:** Monday, May 5, 2014, 5:00-6:30 p.m., Sir Adam Beck P.S. (Tentative)
- **Public Meeting # 1:** Wednesday May 14, 2014, 7:00 – 8:30 p.m., Waterloo-Oxford District Secondary School, Cafetorium
- **Public Meeting # 2:** Wednesday June 18, 2014, 7:00 - 8:30 p.m. Waterloo-Oxford District Secondary School, Cafetorium (Tentative)