

Elmira Elementary Schools

Boundary Study

Working Group Meeting #5

June 4, 2013

Riverside Public School

1:00 – 2:30 pm



Waterloo Region
District School Board

Agenda

- 1. Welcome/Introductions**
- 2. Draft Minutes Review**
- 3. Draft Objectives**
- 4. Requested Information:**
 - **Township response to pedestrian infrastructure**
 - **Chart with Pros, Cons for JK-6, JK-8 and 7-8 schools**
- 5. Draft Scenarios:**
 - **New Scenarios: 8 and 9 (modified from Scenarios 4 and 6 respectively)**
 - **Scenario 7 (former Status Quo)**
- 6. Scenario/Objective comparison**
- 7. Future Meetings:**
 - **Public Meeting #1 – June 11, 2013**
 - **Scenarios for presentation**
 - **Working Group Meeting #6 – TBD**
- 8. Roundtable**

Draft Objectives

- To determine the size and program configuration of the replacement Riverside PS, having regard for Board Policy 3002: Elementary School Size and Configuration
- To develop a transitional accommodation plan for elementary school enrolment in the Town of Elmira while awaiting the completion of the replacement Riverside PS.

Draft Objectives Continued

- To establish boundaries that are long-term (approx. 10 years) that consider:
 - Walking distances (community/neighbourhood-level schools)
 - Efficiency of transportation
 - Capacity of schools
 - Current and future population density and demographics
 - Proximity to other schools
 - Impact on feeder and surrounding schools
- To minimize the impact on students where changes are proposed (consideration for grandparenting, phasing, transitions, etc.)



Township Response – Re: Traffic Management Church St. (Lunor Subdivision)



June 4, 2013

Waterloo Region
District School Board

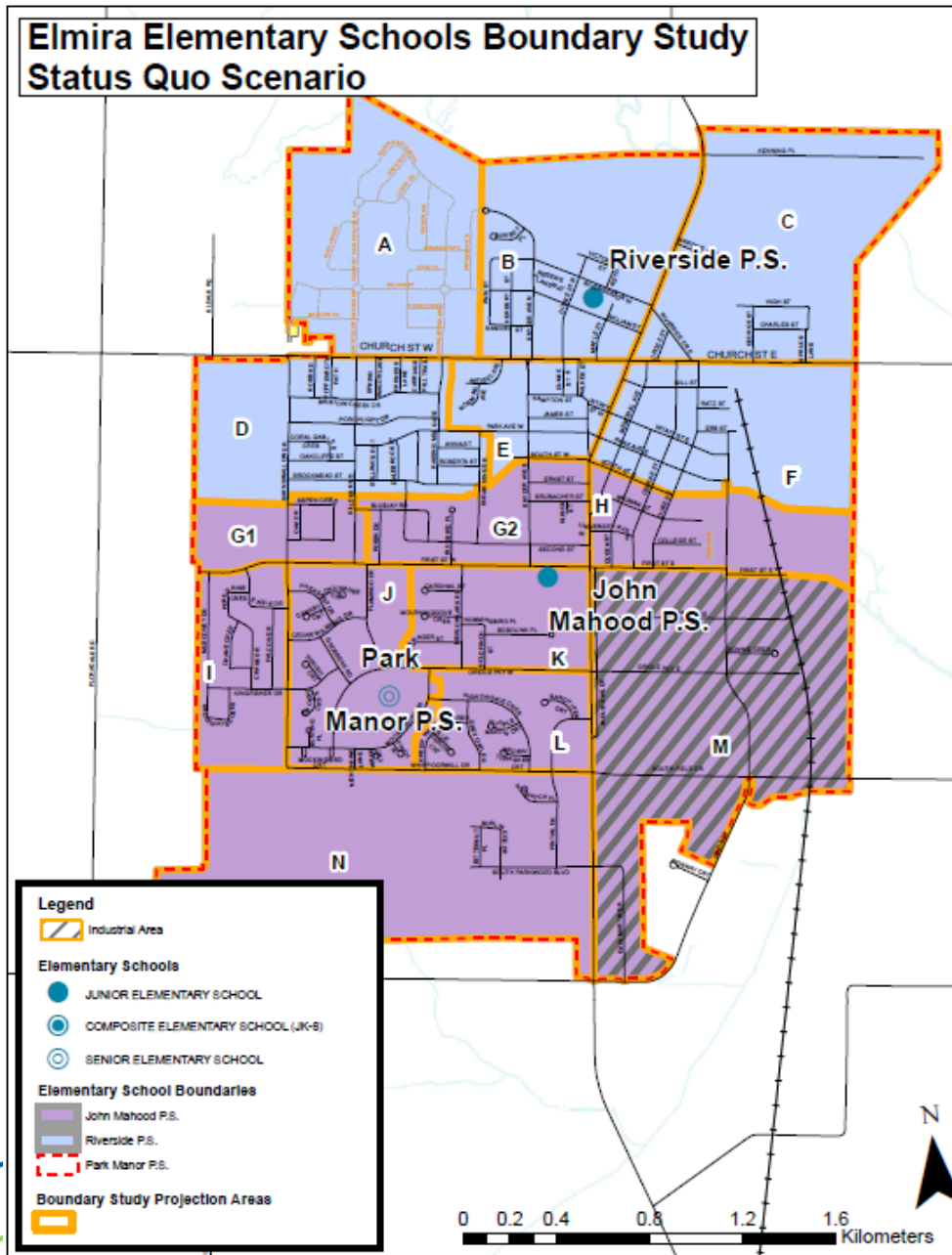
Elementary Program model considerations

Composite School (K-8)	Senior Schools (6-8)	Senior Schools (7-8)
(+) Reduced number of transition points may positively impact academic and social outcomes (especially at-risk students)	(+) Longer period to get to know students (3 years) than 7-8 model	(-) Short period of time at school (2 years)
(+) Leadership potential for older students	(+/-) Model focused on self-esteem, identify development and socialization	
(+) EQAO testing follow-up/supports easier to provide	(+) Greater opportunity for teaching staff to be subject matter experts	
(+) Longer period to get to know students (10 years)	(-) Transitions disruptive for at-risk students	
(+) Research suggests improvement in conditions for student learning and achievement by taking into consideration needs of all learners including early adolescent	(-) Lack of scientific evidence supporting the need for a separate school for young teens - evidence suggests separate schools and the transitions they require can cause problems that negatively affect students' developmental and academic progress	
(+) More efficient use of facilities that are more likely to be "neighbourhood level"	(+/-) Supports notion that middle grades are time for social adjustment, individual growth, coping with adolescence & developing social skills - not academic learning	
(+) Evidence of higher academic achievement, especially in math	(-) Research suggests does not create best learning environment for early adolescent learners (achievement)	
(+) Evidence of higher participation rates in extra-curricular activities	(-) ownership of students for EQAO is an issue	(-) teachers may not be as connected with students because of rotary (multiple teacher contacts)
(+) Evidence of reduced victimization	(-) detrimental for K-5 schools due to imbalance of primary and junior sections	(+) some significant bonds established between students and also with staff
(+) Evidence that students have greater academic achievement in high school	(-) leadership in Gr. 6 is missed	(+) large number of students supports extra-curricular (sports teams)
(-) Multiple programs operating in one building (primary, junior, intermediate) e.g. Gr. 7-8 often on its own schedule due to difference in programs	(-) Gr. 6 often on its own schedule due to difference in programs	(+) can be positive experience for students because turned onto a subject through teacher's expertise and passion
(+/-) School tends to have high enrolment	(+) similar age and stage of development	
(-) fewer students at 7-8 level puts schools at a disadvantage when matched with senior school for extra-curricular (sports teams)	(-) May be less participation on School Council because students not at school for long	

Elmira Boundary Study : Current Scenario Status

Scenario	Status	Comments
Status Quo	None – For information only	Current situation Riverside at same location
Scenario 1	Active	New Riverside, no boundary changes, JK-6, 7-8
Scenario 2	Active	New Riverside, boundary moves South to First St., JK-6, 7-8
Scenario 3	Inactive	Discarded at Working Group meeting #4
Scenario 4	Active	New Riverside, boundary changes NE to SW orientation, JK-6, 7-8
Scenario 5	Inactive	Discarded at Working Group meeting #4
Scenario 6	Active	New Riverside, Riverside and Park Manor JK-8, John Mahood JK-6 feeds Park Manor
Scenario 7	Active	Status Quo but with new Riverside location, JK-5, 6-8
Scenario 8	New	Modified Scenario 4
Scenario 9	New	Modified Scenario 6

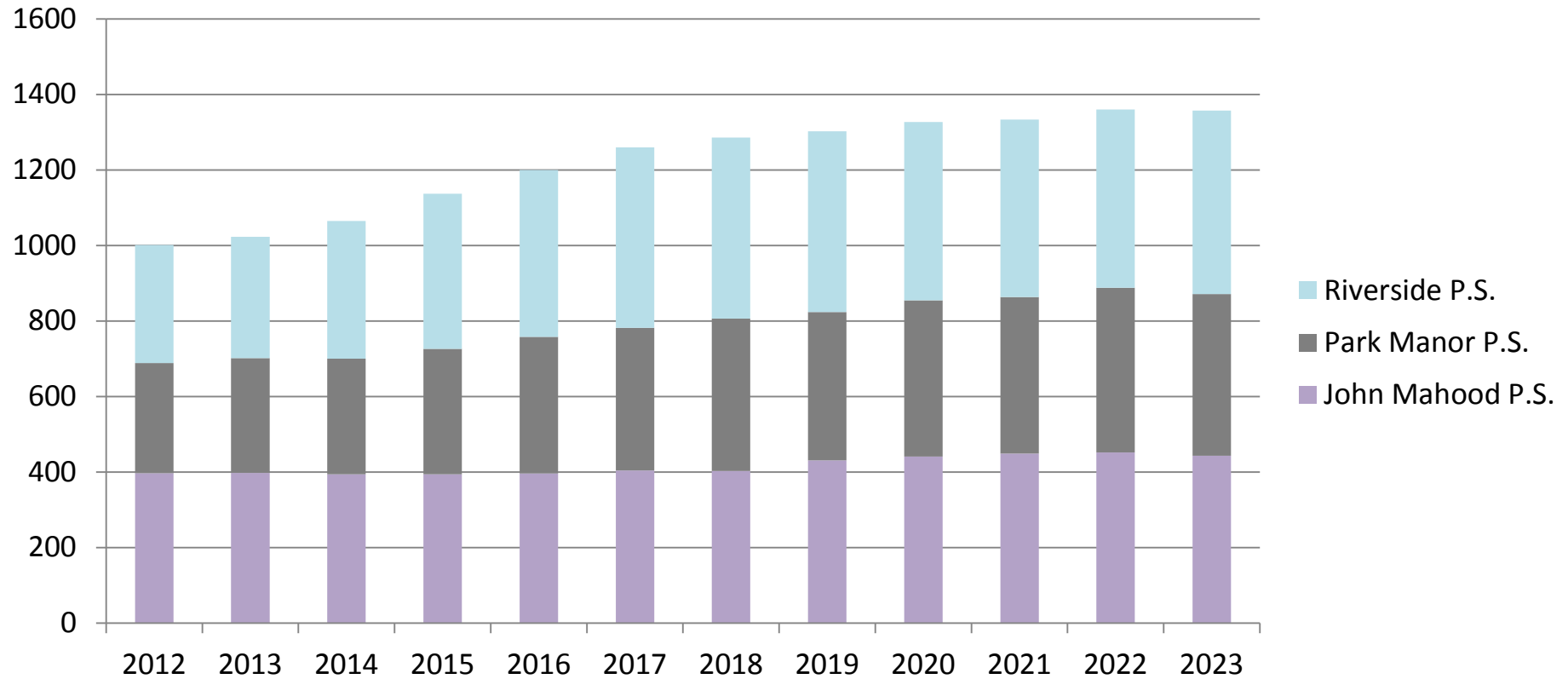




Scenario Status Quo

- Boundaries and organizations remain the same (JK-5, 6-8)
- New development in the North end (Lunor subdivision) places further enrolment pressure on Riverside PS and Park Manor PS.
- Development in South end (Birdland) increases enrolment at John Mahood PS and Park Manor PS.

Elmira Elementary Schools Projected Enrolment: 2012-2023
Status Quo Scenario

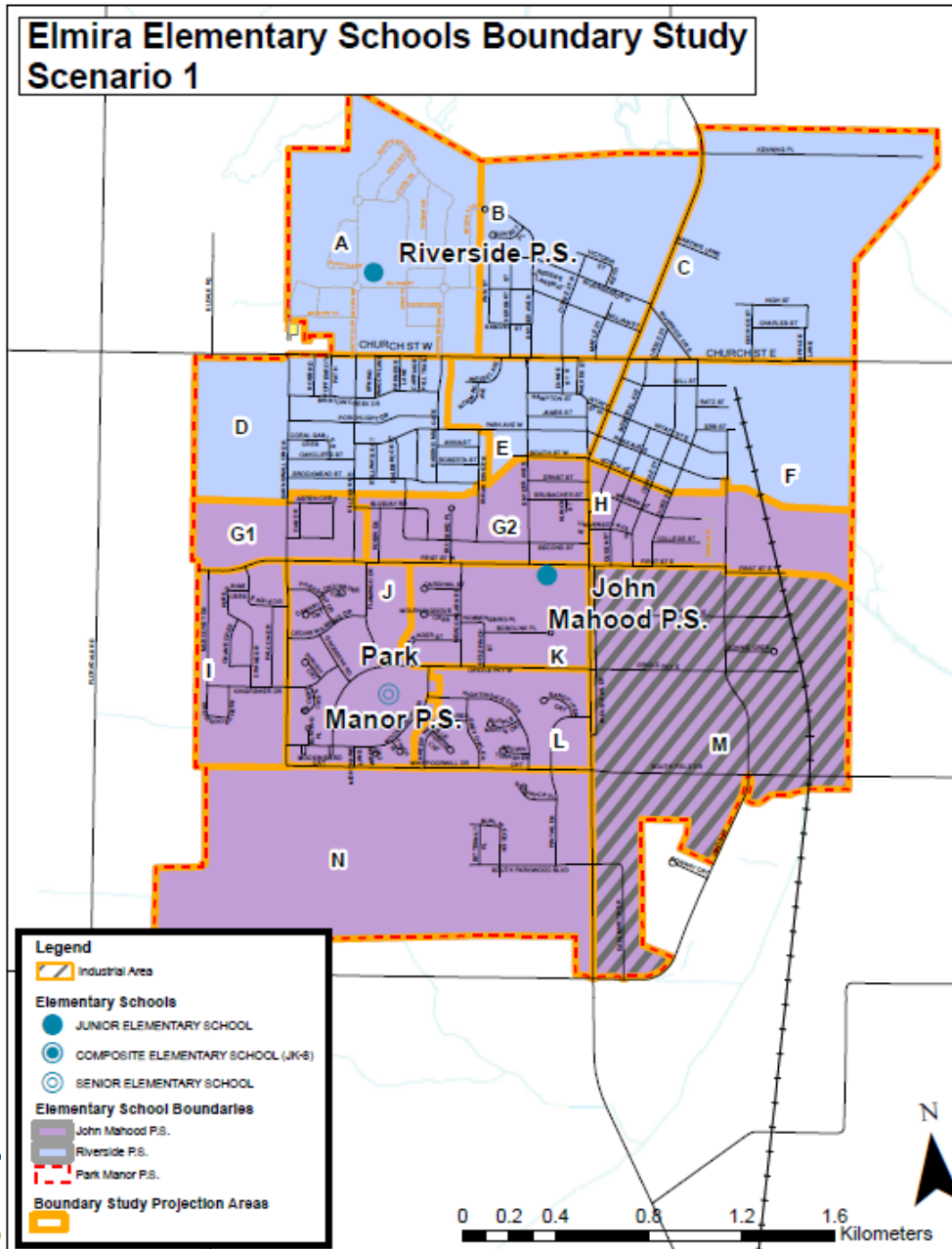


STATUS QUO

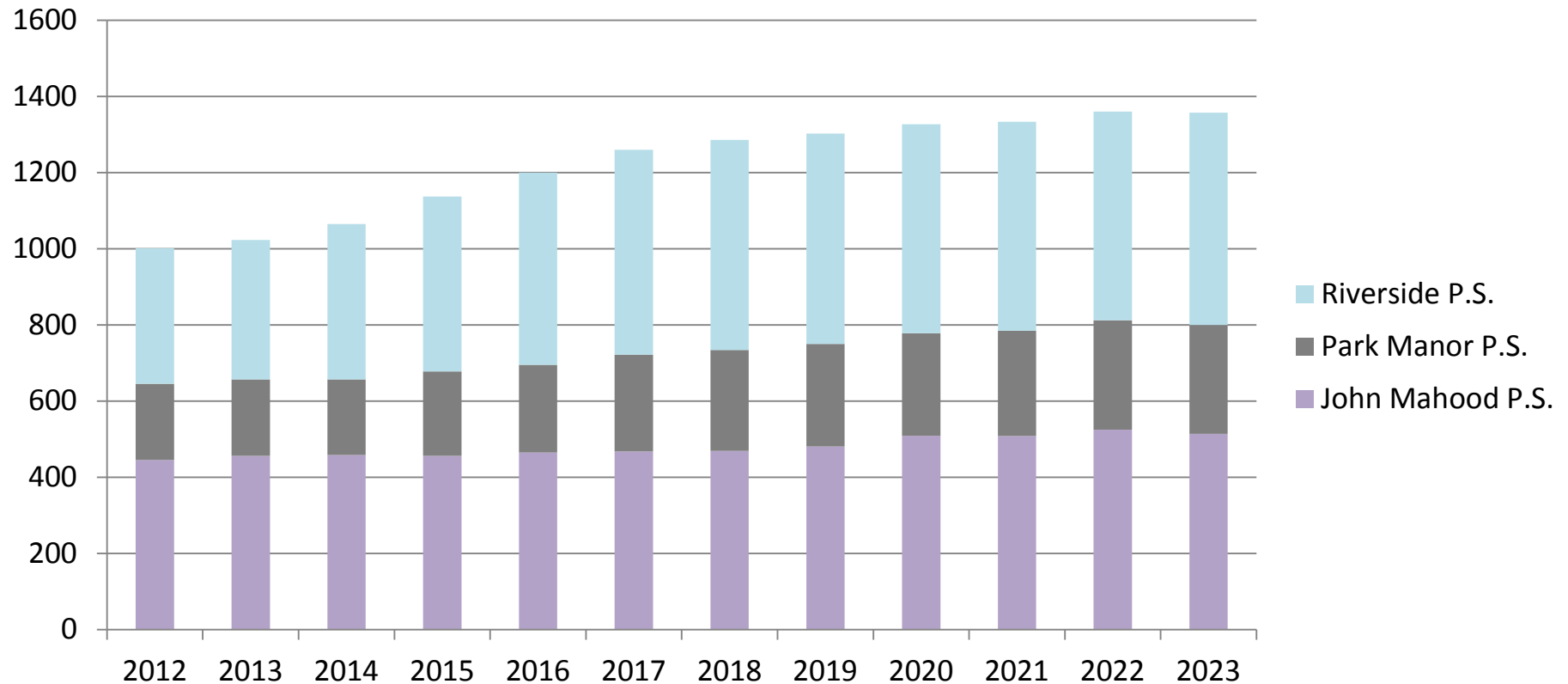
School	Built Capacity	2012	2013	2014	2015	2016	2017	2018	2019	2020	2021	2022	2023
		Total	Total	Total	Total	Total	Total	Total	Total	Total	Total	Total	Total
John Mahood P.S.	381	397	398	394	394	396	404	403	431	441	449	452	443
Park Manor P.S.	271	292	304	306	332	362	378	403	393	414	414	436	428
Riverside P.S.	95	312	321	365	411	442	478	480	478	472	470	472	486
Total	747	1001	1023	1065	1137	1200	1260	1286	1302	1327	1333	1360	1357

Scenario 1

- Boundaries remain the same
- School organizations change to JK-6 7-8.
- New Riverside PS constructed in Lunor subdivision.
- Development in South end (Birdland) and addition of Gr. 6 increases enrolment at John Mahood PS
- Removal of Gr. 6 at Park Manor reduces enrolment at facility, better matching its capacity



Elmira Elementary Schools Projected Enrolment: 2012-2023
Scenario 1



Scenario 1

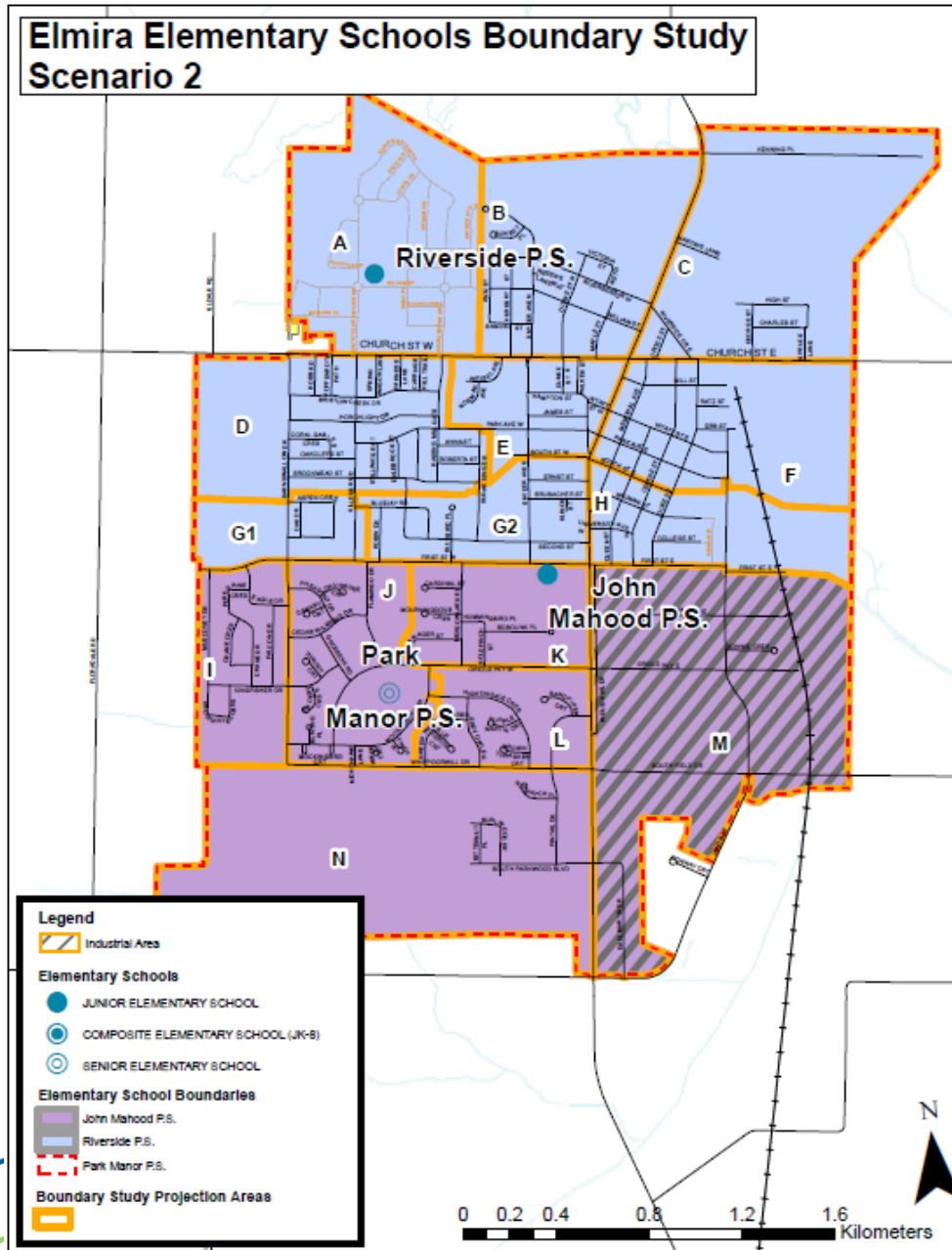
School	Built Capacity	2012	2013	2014	2015	2016	2017	2018	2019	2020	2021	2022	2023
		<i>Total</i>	<i>Total</i>	<i>Total</i>	<i>Total</i>	<i>Total</i>	<i>Total</i>	<i>Total</i>	<i>Total</i>	<i>Total</i>	<i>Total</i>	<i>Total</i>	<i>Total</i>
John Mahood P.S.	381	445	456	458	456	465	468	469	481	509	508	525	514
Park Manor P.S.	271	200	201	199	222	230	254	265	269	269	277	287	286
Riverside P.S.	???	356	366	408	459	505	538	552	552	549	548	548	557
Total	652+	1001	1023	1065	1137	1200	1260	1286	1302	1327	1333	1360	1357

Scenario 1 - Objectives

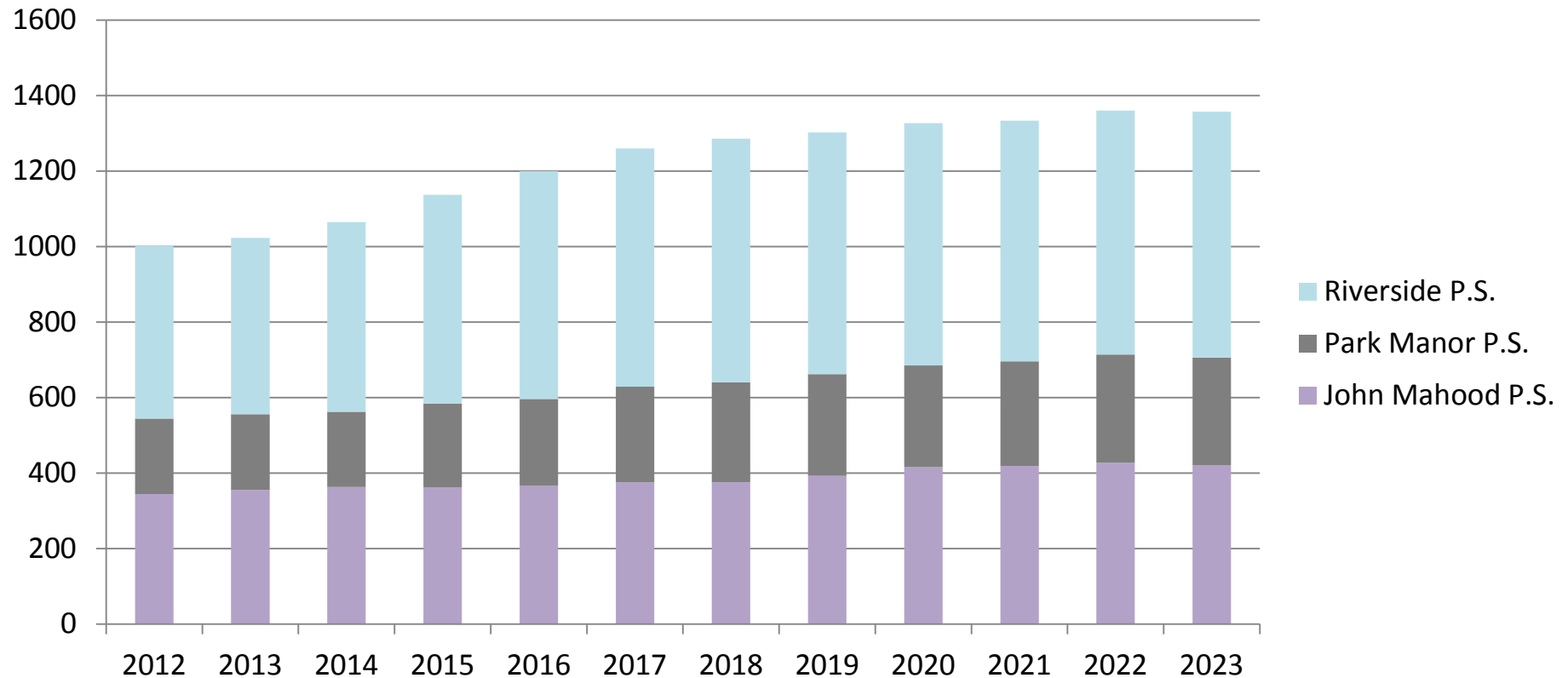
Objective	Comments
To determine the size and program configuration of the replacement Riverside PS, having regard for Board Policy 3002: Elementary School Size and Configuration	New Riverside P.S. constructed as JK-6 for approx. 550 students. John Mahood P.S. reaches similar size. JK-6, 7-8 in line with Policy 3002. All schools meet recommended # classes/grade.
To develop a transitional accommodation plan for elementary school enrolment in the Town of Elmira while awaiting the completion of the replacement Riverside PS.	TBD
<ul style="list-style-type: none"> To establish boundaries that are long-term (approx. 10 years) that consider: <ul style="list-style-type: none"> Walking distances (community/neighbourhood-level schools) Efficiency of transportation Capacity of schools Current and future population density and demographics Proximity to other schools Impact on feeder and surrounding schools 	<p>Reduction of enrolment at Park Manor due reorganization to 7-8. Better matched to capacity (no addition/portables necessary).</p> <p>John Mahood require 4-5 classroom addition or portables in long term to accommodate enrolment.</p> <p>Transportation – slight decrease in transportation as Gr. 6's spread across 2 sites.</p>
To minimize the impact on students where changes are proposed (consideration for grandparenting, phasing, transitions, etc.)	TBD

Scenario 2

- Areas G, H move from John Mahood PS to new Riverside PS. John Mahood Enrolment better matched to capacity
- School organizations change to JK-6 7-8.
- New Riverside PS constructed in Lunor subdivision.
- Removal of Gr. 6 at Park Manor reduces enrolment at facility, better matching its capacity



Elmira Elementary Schools Projected Enrolment: 2012-2023
Scenario 2



Scenario 2

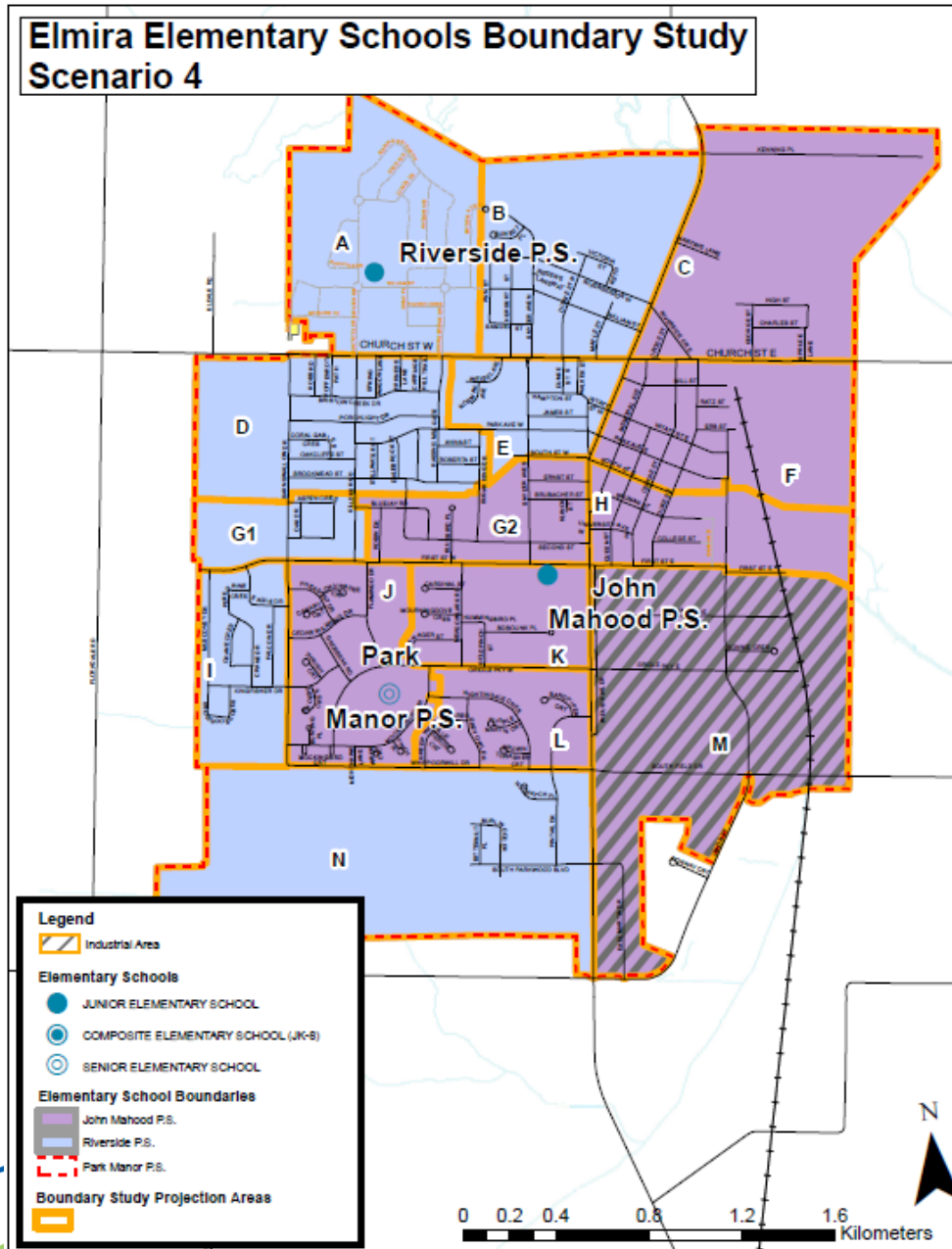
School	Built Capacity	2012	2013	2014	2015	2016	2017	2018	2019	2020	2021	2022	2023
		Total	Total	Total	Total	Total	Total	Total	Total	Total	Total	Total	Total
John Mahood P.S.	381	344	355	363	362	366	375	375	393	416	419	427	420
Park Manor P.S.	271	200	201	199	222	230	254	265	269	269	277	287	286
Riverside P.S.	???	457	467	503	553	604	631	646	640	642	637	646	651
Total	652+	1001	1023	1065	1137	1200	1260	1286	1302	1327	1333	1360	1357

Scenario 2 - Objectives

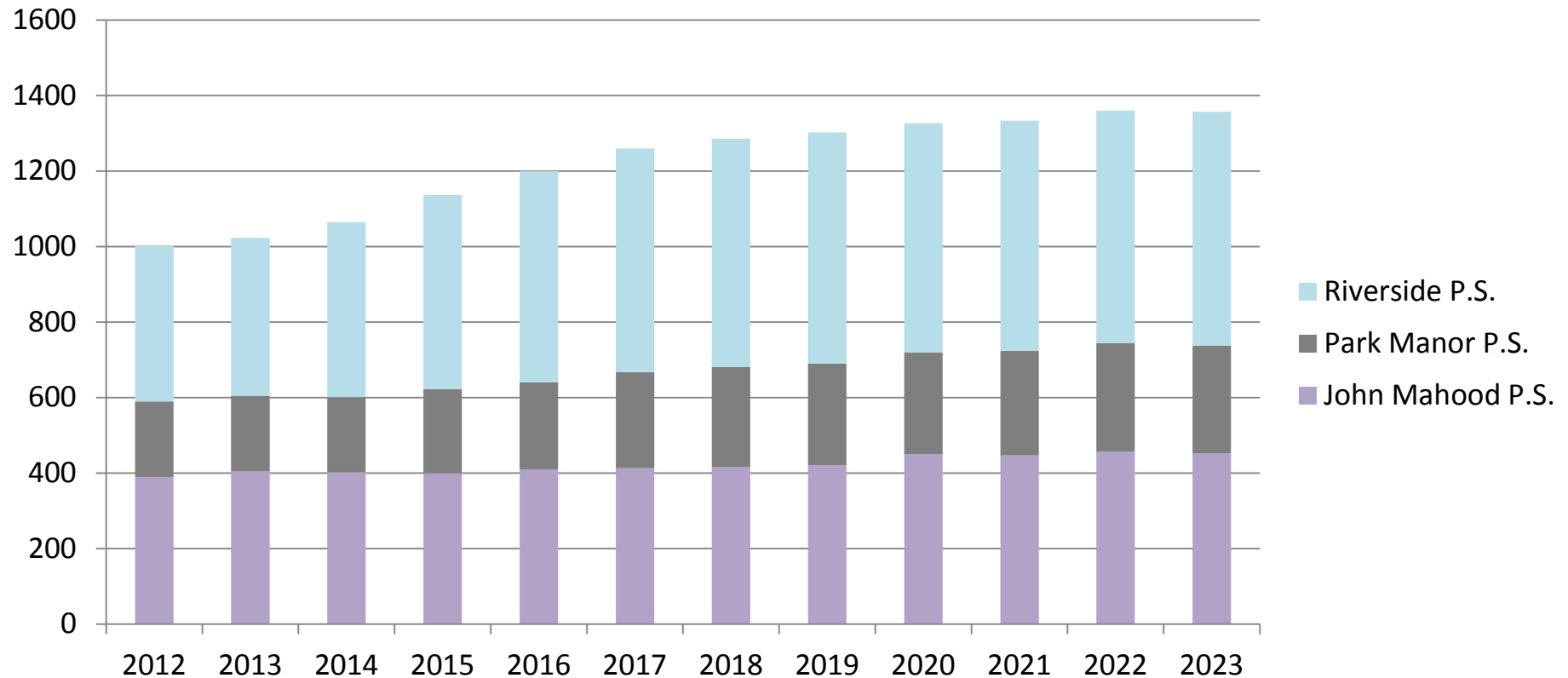
Objective	Comments
To determine the size and program configuration of the replacement Riverside PS, having regard for Board Policy 3002: Elementary School Size and Configuration	New Riverside P.S. constructed as JK-6 for approx. 650 students. John Mahood P.S. enrolment 420 (>2 classes/grade). JK-6, 7-8 in line with Policy 3002. Park Manor approx. 4 classes/grade
To develop a transitional accommodation plan for elementary school enrolment in the Town of Elmira while awaiting the completion of the replacement Riverside PS.	TBD
<ul style="list-style-type: none"> To establish boundaries that are long-term (approx. 10 years) that consider: <ul style="list-style-type: none"> Walking distances (community/neighbourhood-level schools) Efficiency of transportation Capacity of schools Current and future population density and demographics Proximity to other schools Impact on feeder and surrounding schools 	<p>Reduction of enrolment at Park Manor due reorganization to 7-8. Better matched to capacity (no addition/portables necessary)</p> <p>John Mahood require 2-3 portables in long term to accommodate enrolment.</p> <p>Transportation – increase, students who could walk to John Mahood being bussed to Riverside.</p>
To minimize the impact on students where changes are proposed (consideration for grandparenting, phasing, transitions, etc.)	TBD

Scenario 4

- New Riverside PS constructed as JK-6. Receives areas G1, I, N from John Mahood PS. Long term transportation required for Areas I, N). All new development concentrated at Riverside P.S.
- John Mahood P.S. receives areas C, F, from Riverside P.S.
- Loss of Grade 6 reduces enrolment at Park Manor PS.



Elmira Elementary Schools Projected Enrolment: 2012-2023
Scenario 4



Scenario 4

School	Built Capacity	2012	2013	2014	2015	2016	2017	2018	2019	2020	2021	2022	2023
		Total	Total	Total	Total	Total	Total	Total	Total	Total	Total	Total	Total
John Mahood P.S.	381	390	404	402	400	410	413	416	421	450	447	457	452
Park Manor P.S.	271	200	201	199	222	230	254	265	269	269	277	287	286
Riverside P.S.	???	411	418	464	515	560	593	605	612	608	609	616	619
Total	652+	1001	1023	1065	1137	1200	1260	1286	1302	1327	1333	1360	1357

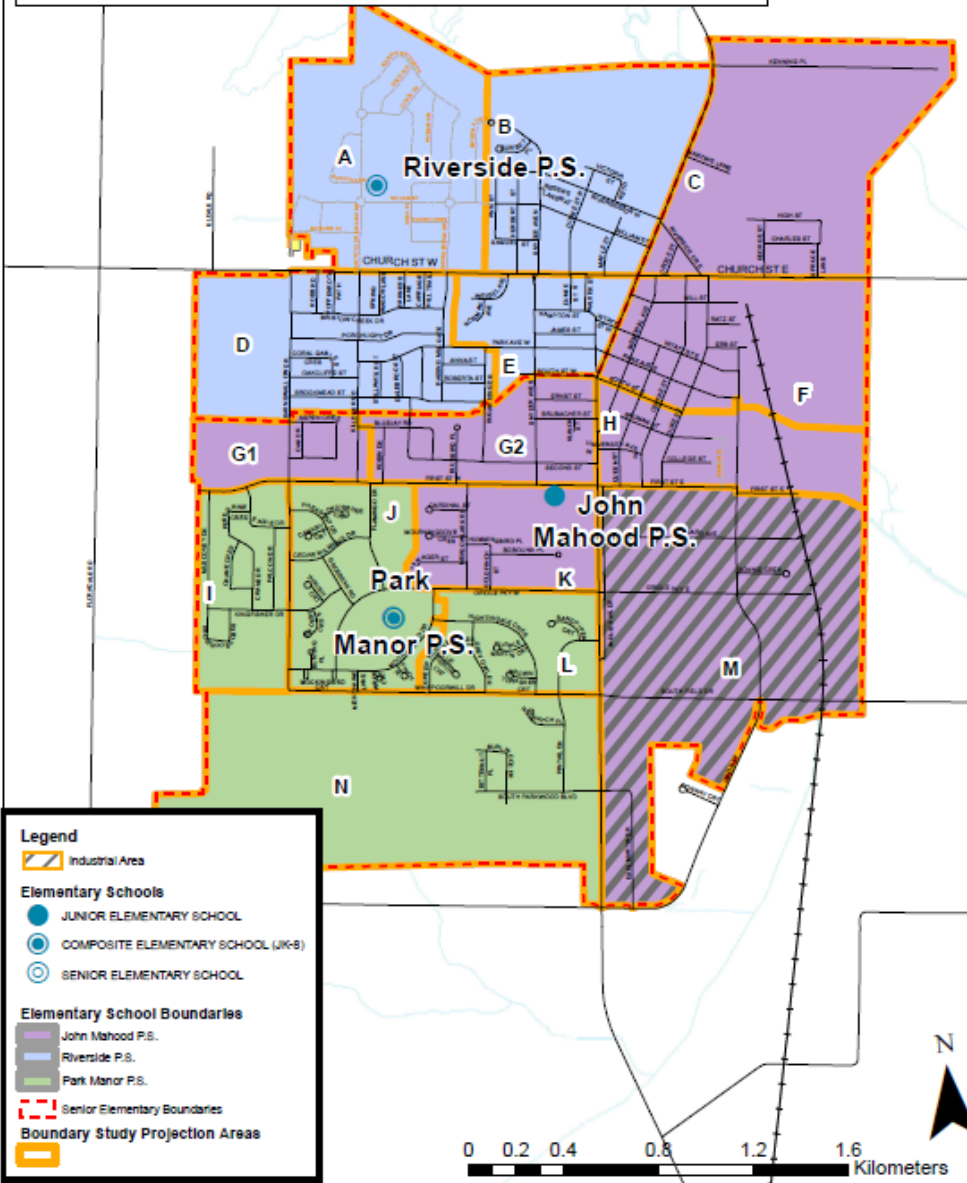
Scenario 4 - Objectives

Objective	Comments
To determine the size and program configuration of the replacement Riverside PS, having regard for Board Policy 3002: Elementary School Size and Configuration	New Riverside P.S. constructed as JK-6 for approx. 620 students. John Mahood P.S. reaches approx. 450 enrolment (>2 classes/grade). JK-6, 7-8 in line with Policy 3002. Park Manor approx. 4 classes/grade
To develop a transitional accommodation plan for elementary school enrolment in the Town of Elmira while awaiting the completion of the replacement Riverside PS.	TBD
<ul style="list-style-type: none"> To establish boundaries that are long-term (approx. 10 years) that consider: <ul style="list-style-type: none"> Walking distances (community/neighbourhood-level schools) Efficiency of transportation Capacity of schools Current and future population density and demographics Proximity to other schools Impact on feeder and surrounding schools 	<p>Reduction of enrolment at Park Manor due reorganization to 7-8. Better matched to capacity (no addition/portables necessary)</p> <p>John Mahood require 3-4 portables in long term to accommodate enrolment.</p> <p>Transportation – increase in transportation areas (I, N can walk to John Mahood transported to Riverside. Concentrates all new residential development at Riverside</p>
To minimize the impact on students where changes are proposed (consideration for grandparenting, phasing, transitions, etc.)	TBD

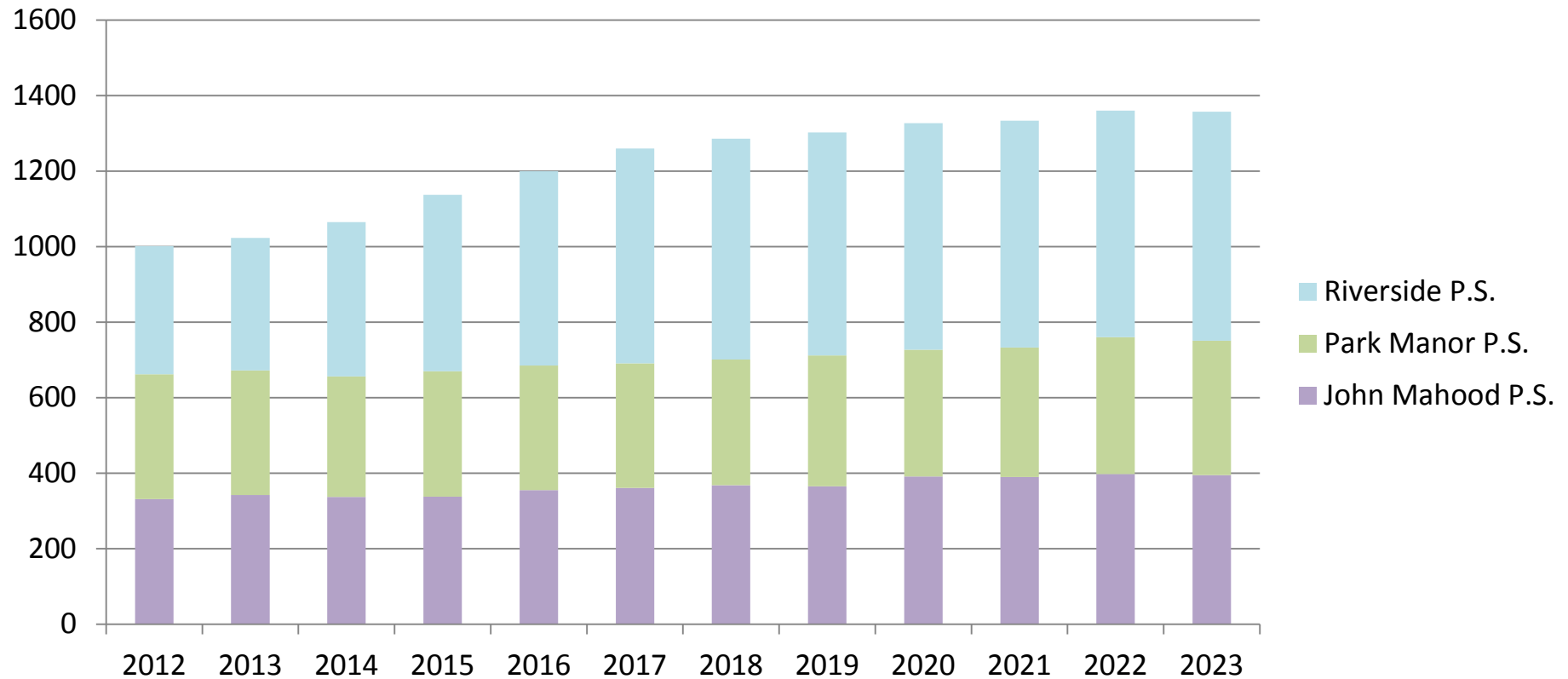
Scenario 6

- New Riverside PS constructed as JK-8. Gives up areas C, F to John Mahood P.S.
- John Mahood P.S becomes JK-6 gives up areas I, J, L, N to Park Manor P.S.
- Park Manor P.S. becomes JK-8 receiving Gr. 6 feed from John Mahood P.S.

Elmira Elementary Schools Boundary Study Scenario 6



Elmira Elementary Schools Projected Enrolment: 2012-2023
Scenario 6



Scenario 6

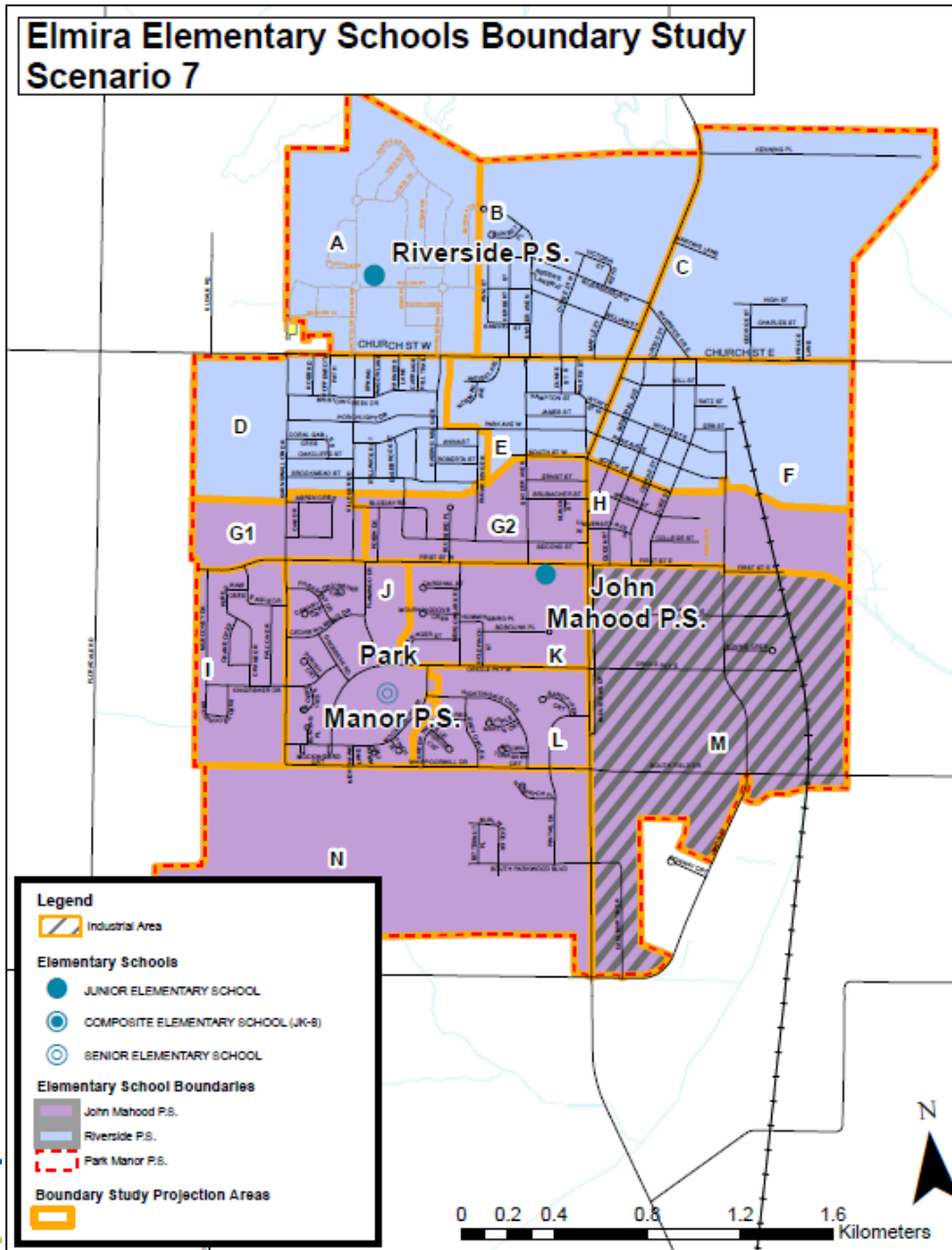
School	Built Capacity	2012	2013	2014	2015	2016	2017	2018	2019	2020	2021	2022	2023
		<i>Total</i>	<i>Total</i>	<i>Total</i>	<i>Total</i>	<i>Total</i>	<i>Total</i>	<i>Total</i>	<i>Total</i>	<i>Total</i>	<i>Total</i>	<i>Total</i>	<i>Total</i>
John Mahood P.S.	381	331	342	337	338	355	361	368	365	391	390	398	395
Park Manor P.S.	271	331	330	319	332	330	330	333	347	336	343	362	356
Riverside P.S.	???	339	351	409	467	515	569	585	590	600	600	600	606
Total	652+	1001	1023	1065	1137	1200	1260	1286	1302	1327	1333	1360	1357

Scenario 6 - Objectives

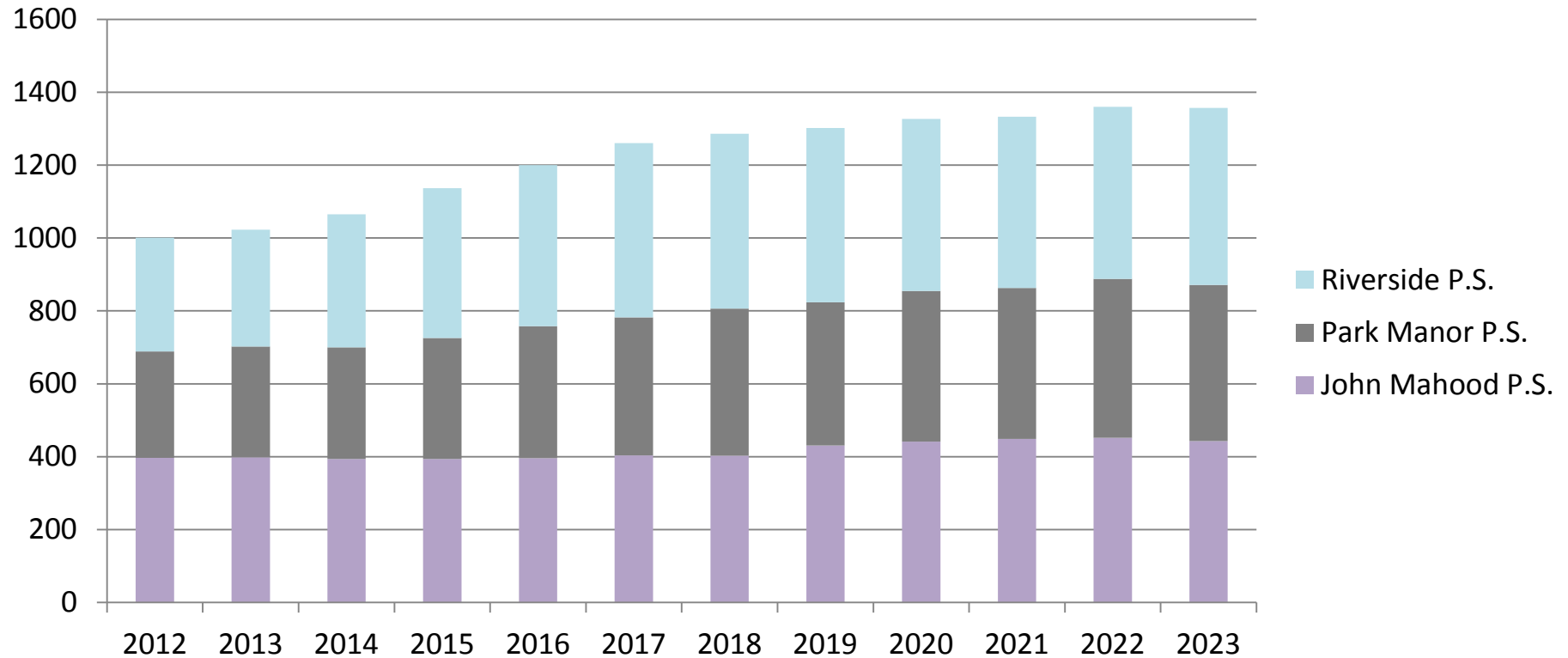
Objective	Comments
To determine the size and program configuration of the replacement Riverside PS, having regard for Board Policy 3002: Elementary School Size and Configuration	Riverside and Park Manor become JK-8 organizations. John Mahood feeds Park Manor. JK-6, JK-8 in line with Policy 3002. Riverside constructed as 600 pupil place facility. John Mahood enrolment approx. 390 (2 classes/grade). Park Manor < 2 classes/grade JK-6, >2 classes/grade 7-8
To develop a transitional accommodation plan for elementary school enrolment in the Town of Elmira while awaiting the completion of the replacement Riverside PS.	TBD
<ul style="list-style-type: none"> To establish boundaries that are long-term (approx. 10 years) that consider: <ul style="list-style-type: none"> Walking distances (community/neighbourhood-level schools) Efficiency of transportation Capacity of schools Current and future population density and demographics Proximity to other schools Impact on feeder and surrounding schools 	<p>More JK-6 and 7-8 program locations – less transportation.</p> <p>Neighbourhood schools.</p> <p>Park Manor requires addition lacking Kindergarten/Primary infrastructure</p> <p>Significant change for community (program model)</p>
To minimize the impact on students where changes are proposed (consideration for grandparenting, phasing, transitions, etc.)	TBD

Scenario 7

- New Riverside PS constructed on new site as JK-5
- No boundary changes or organization changes



Elmira Elementary Schools Projected Enrolment: 2012-2023
Scenario 7



Scenario 7

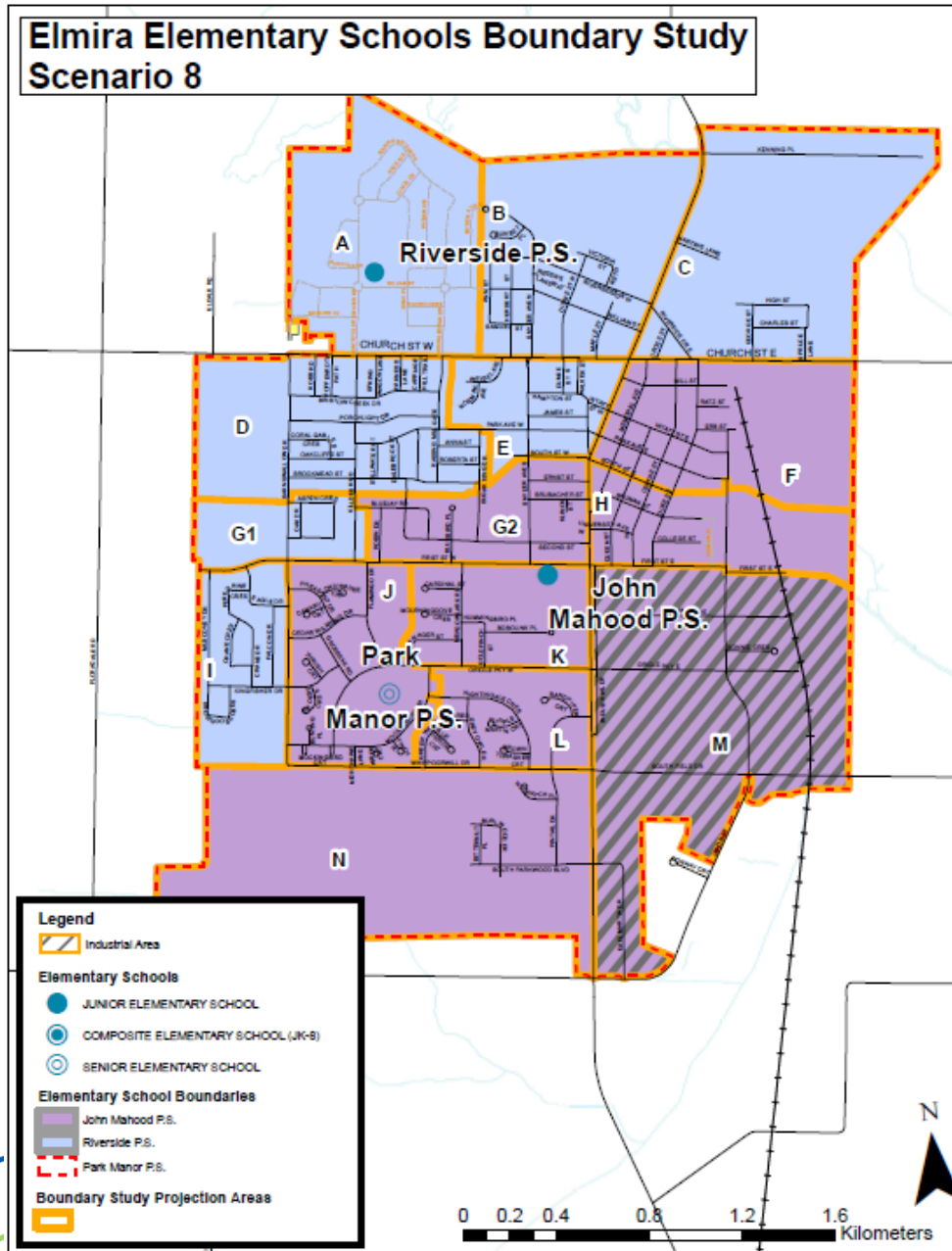
School	Built Capacity	2012	2013	2014	2015	2016	2017	2018	2019	2020	2021	2022	2023
		Total	Total	Total	Total	Total	Total	Total	Total	Total	Total	Total	Total
John Mahood P.S.	381	397	398	394	394	396	404	403	431	441	449	452	443
Park Manor P.S.	271	292	304	306	332	362	378	403	393	414	414	436	428
Riverside P.S.	???	312	321	365	411	442	478	480	478	472	470	472	486
Total	652+	1001	1023	1065	1137	1200	1260	1286	1302	1327	1333	1360	1357

Scenario 7 - Objectives

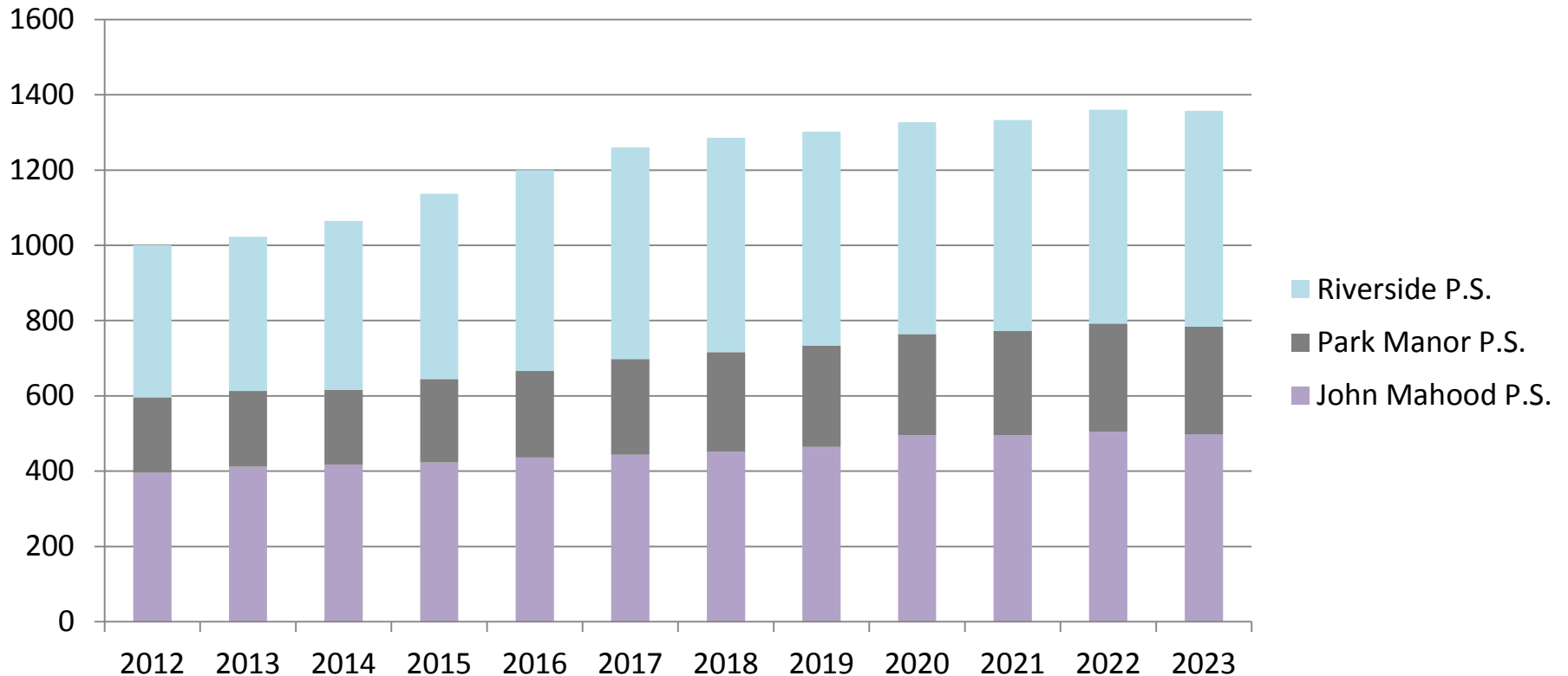
Objective	Comments
To determine the size and program configuration of the replacement Riverside PS, having regard for Board Policy 3002: Elementary School Size and Configuration	New riverside constructed approx. 480 pupil places. No program or boundary change. JK-5, 6-8 does not align with direction Policy 3002. All school meet recommended # classes/grade
To develop a transitional accommodation plan for elementary school enrolment in the Town of Elmira while awaiting the completion of the replacement Riverside PS.	TBD
<ul style="list-style-type: none"> To establish boundaries that are long-term (approx. 10 years) that consider: <ul style="list-style-type: none"> Walking distances (community/neighbourhood-level schools) Efficiency of transportation Capacity of schools Current and future population density and demographics Proximity to other schools Impact on feeder and surrounding schools 	Transportation – stays the same, except different area (F) require transport to Riverside. Park Manor and John Mahood require additons/portables to accommodate long term enrolment.
To minimize the impact on students where changes are proposed (consideration for grandparenting, phasing, transitions, etc.)	TBD

Scenario 8

- Modified from Scenario 4
- New Riverside PS constructed as JK-6. Receives areas G1, I from John Mahood PS. Long term transportation required for Areas I).
- John Mahood P.S. receives area F from Riverside P.S.
- Loss of Grade 6 reduces enrolment at Park Manor PS.



Elmira Elementary Schools Projected Enrolment: 2012-2023
Scenario 8



Scenario 8

School	Built Capacity	2012	2013	2014	2015	2016	2017	2018	2019	2020	2021	2022	2023
		Total	Total	Total	Total	Total	Total	Total	Total	Total	Total	Total	Total
John Mahood P.S.	381	396	412	417	423	436	444	451	464	495	495	505	498
Park Manor P.S.	271	200	201	199	222	230	254	265	269	269	277	287	286
Riverside P.S.	???	405	410	449	492	534	562	570	569	563	561	568	573
Total	652+	1001	1023	1065	1137	1200	1260	1286	1302	1327	1333	1360	1357

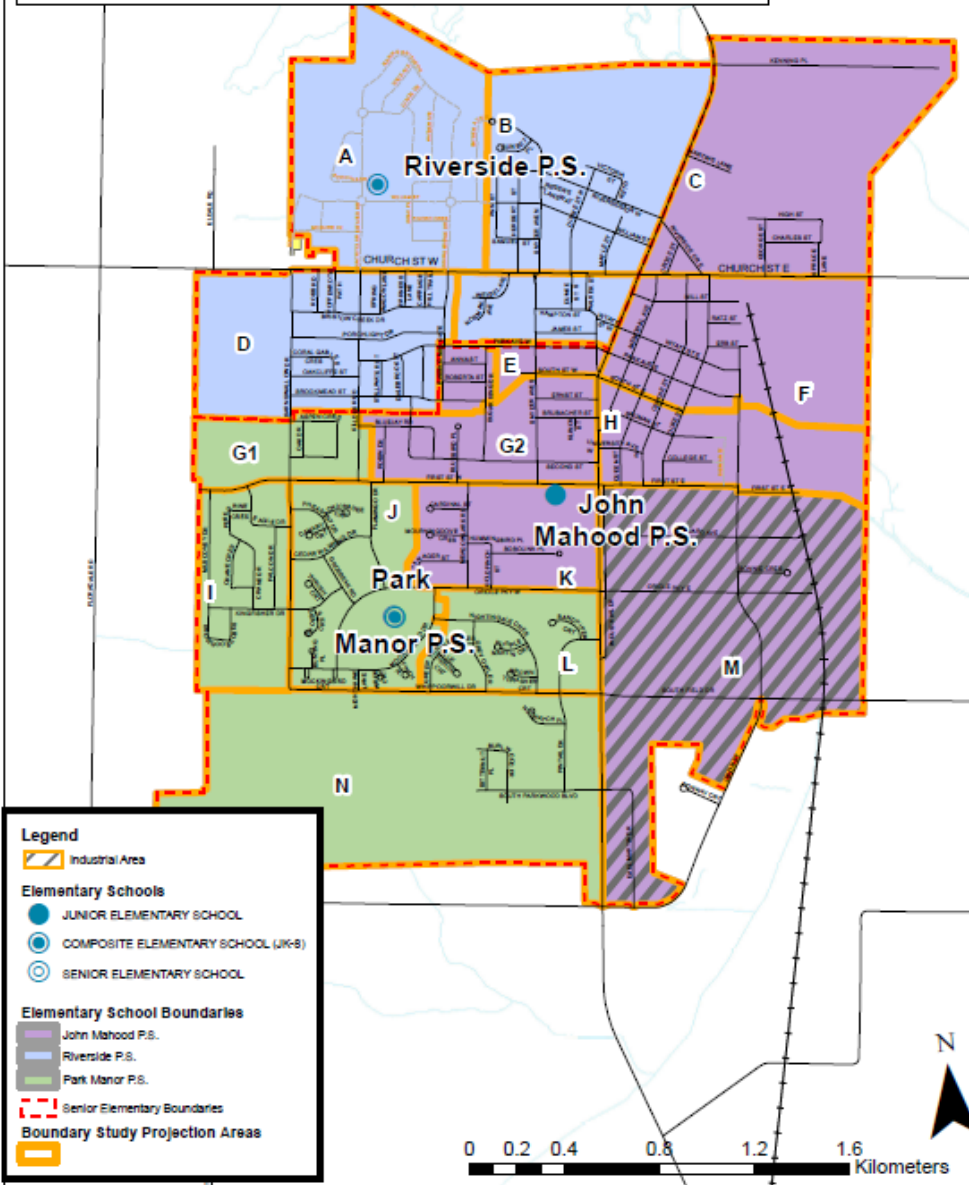
Scenario 8 - Objectives

Objective	Comments
To determine the size and program configuration of the replacement Riverside PS, having regard for Board Policy 3002: Elementary School Size and Configuration	New Riverside P.S. constructed as JK-6 for approx. 570 students. John Mahood P.S. reaches approx. 500 enrolment (>2 classes/grade). JK-6, 7-8 in line with Policy 3002. Park Manor approx. 4 classes/grade
To develop a transitional accommodation plan for elementary school enrolment in the Town of Elmira while awaiting the completion of the replacement Riverside PS.	TBD
<ul style="list-style-type: none"> To establish boundaries that are long-term (approx. 10 years) that consider: <ul style="list-style-type: none"> Walking distances (community/neighbourhood-level schools) Efficiency of transportation Capacity of schools Current and future population density and demographics Proximity to other schools Impact on feeder and surrounding schools 	<p>Reduction of enrolment at Park Manor due reorganization to 7-8. Better matched to capacity (no addition/portables necessary)</p> <p>John Mahood require 4-5 portables/additon in long term to accommodate enrolment.</p> <p>Transportation – increase in transportation areas (I, can walk to John Mahood transported to Riverside. Gr. 6's spread across 2 schools (improvement?)</p> <p>New residential development spread across all schools</p>
To minimize the impact on students where changes are proposed (consideration for grandparenting, phasing, transitions, etc.)	TBD

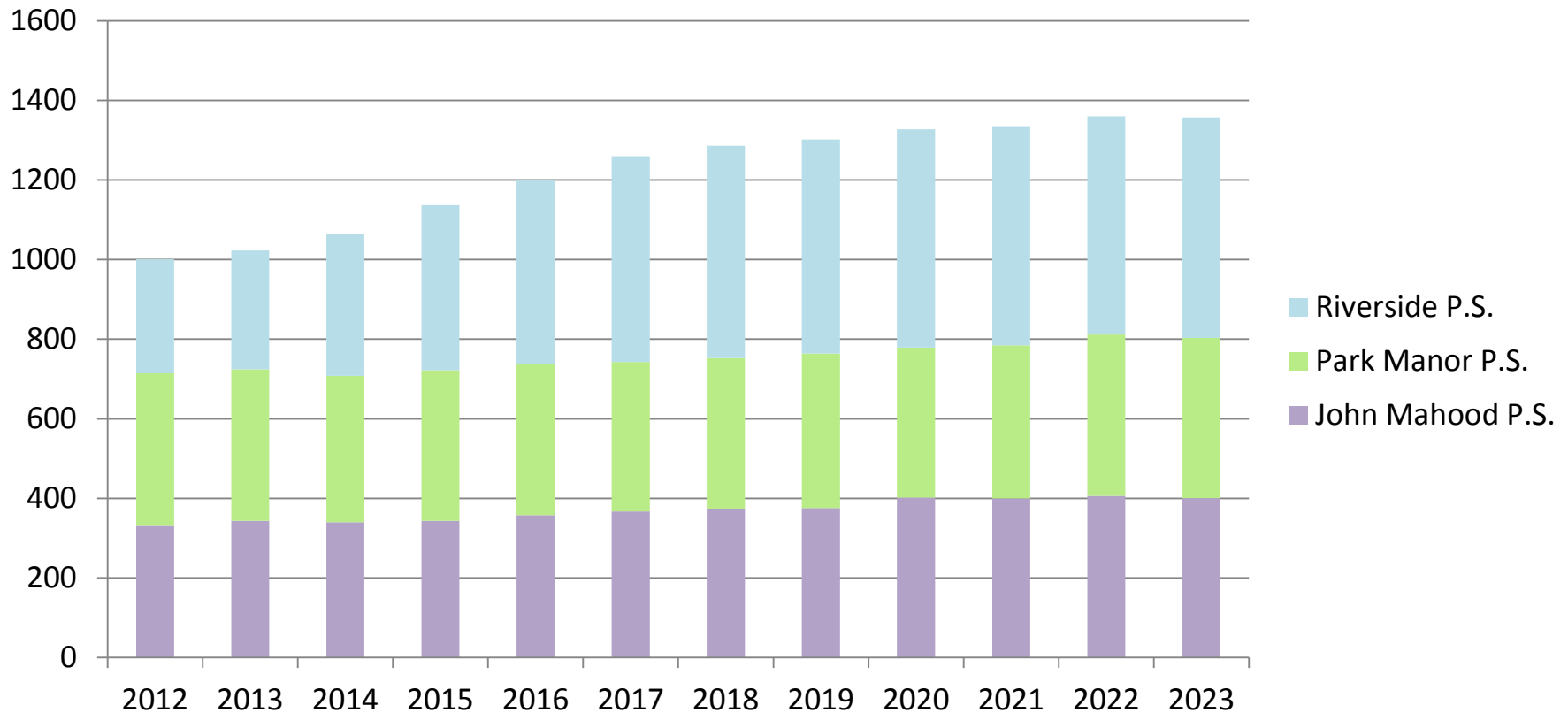
Scenario 9

- Modified from Scenario 6 (Park Manor receives G1 from John Mahood, portions of Areas D & E move from Riverside to John Mahood; 40 JK-6, 12 7-8)
- New Riverside PS constructed as JK-8. Provides areas C, F to John Mahood P.S.
- John Mahood P.S becomes JK-6 provides areas G1, I, J, L, N to Park Manor P.S.
- Park Manor P.S. becomes JK-8 receiving Gr. 6 feed from John Mahood P.S.

Elmira Elementary Schools Boundary Study Scenario 9



Elmira Elementary Schools Projected Enrolment: 2012-2023
Scenario 9



Scenario 9

School	Built Capacity	2012	2013	2014	2015	2016	2017	2018	2019	2020	2021	2022	2023
		Total	Total	Total	Total	Total	Total	Total	Total	Total	Total	Total	Total
John Mahood P.S.	381	331	344	340	344	358	367	374	376	402	400	406	401
Park Manor P.S.	271	383	380	368	378	379	376	379	388	377	385	406	402
Riverside P.S.	???	287	299	357	415	463	517	533	538	548	548	548	554
Total	652+	1001	1023	1065	1137	1200	1260	1286	1302	1327	1333	1360	1357

Scenario 9 - Objectives

Objective	Comments
To determine the size and program configuration of the replacement Riverside PS, having regard for Board Policy 3002: Elementary School Size and Configuration	Riverside and Park Manor become JK-8 organizations. JK-6, JK-8 in line with Policy 3002. John Mahood feeds Park Manor. Riverside constructed as 550 pupil place facility. John Mahood enrolment approx. 400 (2 classes/grade). Park Manor < 2 classes/grade JK-6, >2 classes/grade 7-8
To develop a transitional accommodation plan for elementary school enrolment in the Town of Elmira while awaiting the completion of the replacement Riverside PS.	TBD
<ul style="list-style-type: none"> To establish boundaries that are long-term (approx. 10 years) that consider: <ul style="list-style-type: none"> Walking distances (community/neighbourhood-level schools) Efficiency of transportation Capacity of schools Current and future population density and demographics Proximity to other schools Impact on feeder and surrounding schools 	<p>More JK-6 and 7-8 program locations – less transportation. Neighbourhood schools. John Mahood matched to capacity (1 portable possible)</p> <p>Park Manor requires addition lacking Kindergarten/Primary infrastructure</p> <p>Significant change for community (program model)</p>
To minimize the impact on students where changes are proposed (consideration for grandparenting, phasing, transitions, etc.)	TBD

Meeting Dates

- Public Meeting # 1: Tuesday June 11, 2013
7:00 p.m. at Park Manor P.S.
- Working Group Meeting # 6 TBD



Contact Information

- Website: www.wrdsb.ca
 - » About Us>Planning Department>Boundary Studies
 - » Elmira Boundary Study
- E-mail: boundaryfeedback@wrdsb.on.ca
- Phone: 519-570-0003 ext. 4419

