

Elmira Elementary Schools

Boundary Study

Working Group Meeting #2

April 23, 2013

Riverside Public School

1:00 – 2:30 pm



Waterloo Region
District School Board

Agenda

- 1. Welcome/Introductions**
- 2. Draft Minutes Review**
- 3. Relevant Board Policies**
- 4. Elmira Projection Areas/enrolment projections**
- 5. Presentation – Woolwich Twp. Staff re: Elmira development**
- 6. Roundtable**

Relevant Board Policies

The WRDSB has a number of policies that can relate to the construction, and operation of schools and the establishment of attendance area boundaries.

- Board Policy 3002 – Elementary School Size and Configuration
- Board Policy 4009 – Student Transportation
- Board Policy 4012 – School Attendance Areas
- Administrative Procedure 4260 – Student Transportation
- Administrative Procedure – Facility Partnerships



Relevant Board Policies-

Board Policy 3002 – Elementary School size and Configuration

- Recognizes that the Board operates a number of elementary school models (JK-5, JK-6, JK-8, 7-8), that support student success.
- JK-8 model is preferred to meet curriculum and development needs but there are a variety of other factors to be considered as well
- School size recommendations : JK-8 (500-650 pupil places), JK-6 (350-400 pupil places). Based on recommended number of classes per grade.



Relevant Board Policies-

Board Policy 4009 – Student Transportation

- General Transportation Policy
 - Transportation may be provided to students living beyond the following distance to their assigned school.

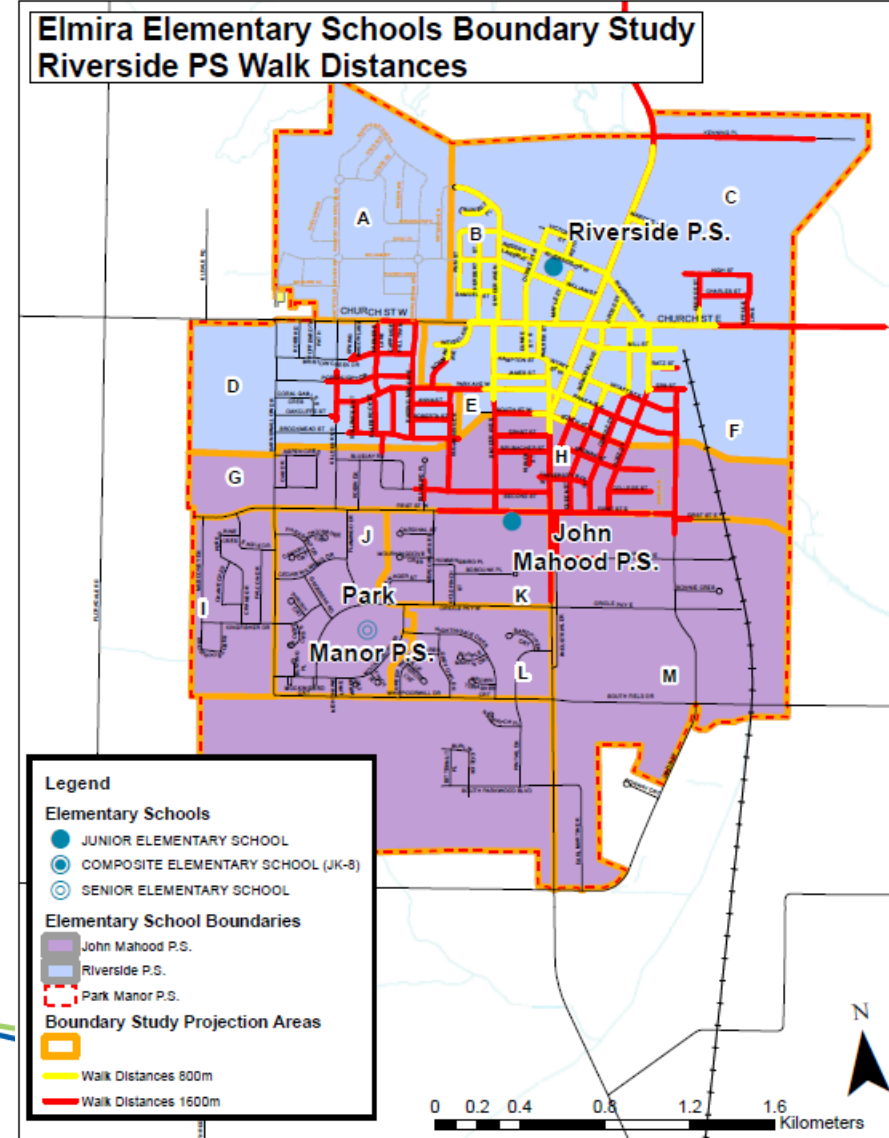
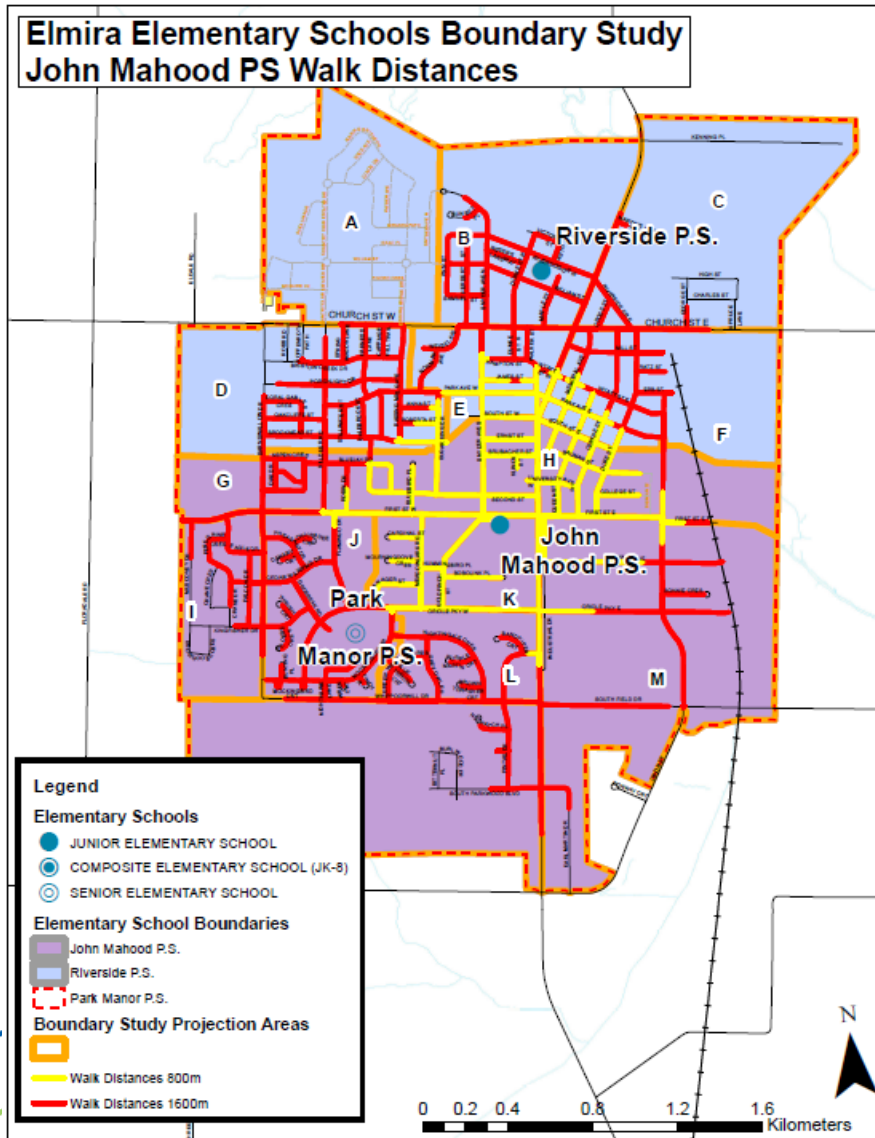
<i>Grade</i>	<i>Distance</i>
Junior and Senior Kindergarten	0.8 km
1- 8	1.6 km
9- 12	3.2 km

- In some cases transportation may be required for students under these distances due to lack of pedestrian infrastructure or unsafe conditions.



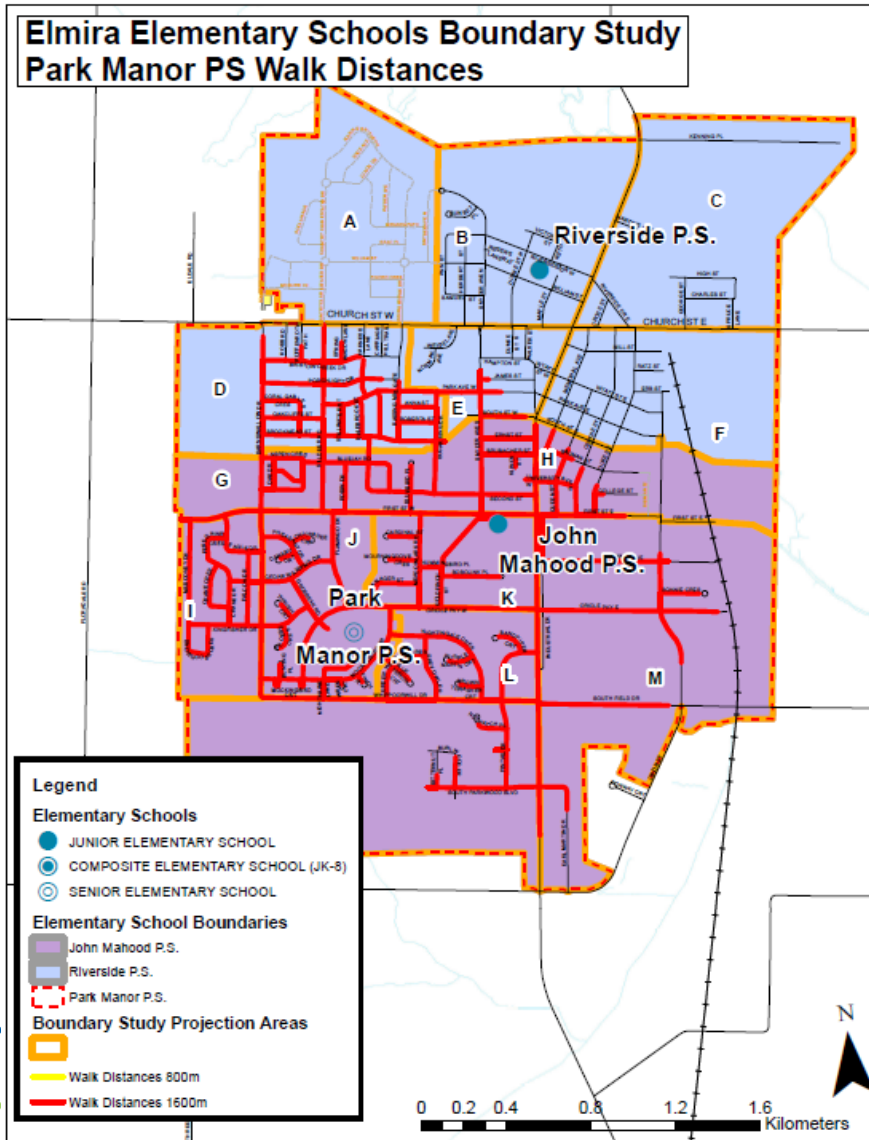
Relevant Board Policies-

Board Policy 4009 – Student Transportation



Relevant Board Policies-

Board Policy 4009 – Student Transportation



Relevant Board Policies-

Admin. Procedure – Student Transportation

- WRDSB Transportation policy administered by Student Transportation Services of Waterloo Region (STSWR)
- Transportation Distances are guidelines; ‘reasonable flexibility’ may be exercised up to 200m.
- Some schools may be designated as ‘walking schools’ (i.e. no transportation other than for special needs)
- Guidelines for the establishment of bus stop locations (Distances)
- Guidelines for limiting students time on bus (max. 55min.)
- Bell times, student drop off (latest times)
- Transportation to an alternative address



Relevant Board Policies-

Board Policy 4012 – School Attendance Areas

- Board is responsible for determining school attendance area boundaries
- Students are expected to attend their designated home school as determined by home address and school attendance area boundary (Exceptions – French Immersion, Spec. Ed., Out-of-boundary requests)
- Board reserves the right to alter school attendance area boundaries but shall make every effort to consult with affected community
- Multiple criteria taken into account when determining/altering school attendance area boundaries (e.g. walk distance, school capacity, school proximity, enrolment projections etc.)



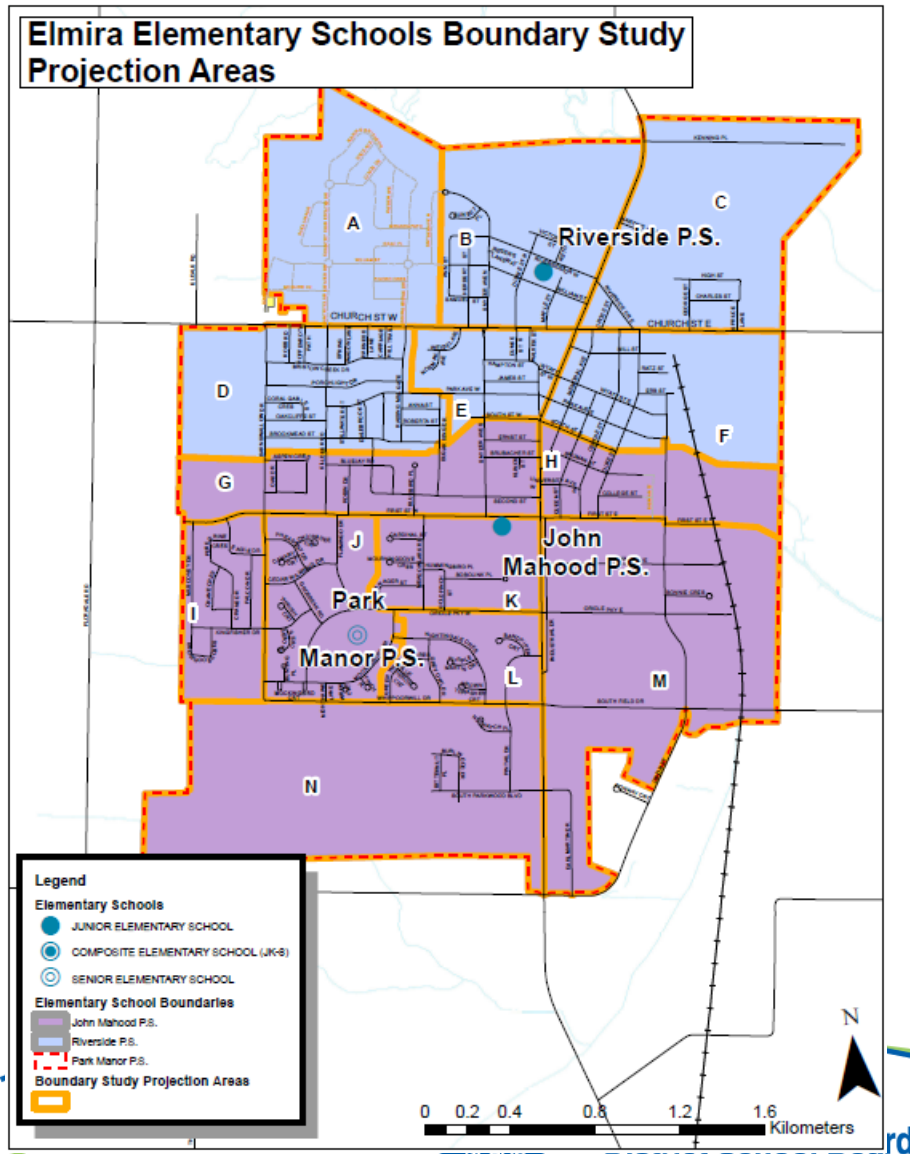
Relevant Board Policies-

Board Policy 4990 – Facility Partnerships

- Board's Capital Planning process will address the future needs of students, identifying where additional school capacity needed or no longer needed.
- This process will help determine suitable potential facilities for partnership opportunities
- Board maintains a pre-approved 'Community Partners' list whom are notified when opportunity for a partnership is identified by the Board
- The partnership must be compatible operating in a school setting, not compromise the overall learning objectives for students, be cost neutral for the Board, ensure health and safety of students.



Elmira Projection Areas; Enrolment projections



- Existing school attendance area boundaries further divided into smaller ‘projection areas’
- Projections areas delineated by major features/natural barriers (roads, streams, existing elementary school boundaries)
- In some cases projection areas follow property lines to include/exclude all residents on a street.
- Projection areas will be used as ‘building blocks’ to construct alternative scenarios.

Elmira Projection Areas; Enrolment projections

AREA		School Year	Grade										Total Students JK-6	Total JK-6	Total 7-8
			JK	SK	one	two	three	four	five	six	seven	eight			
Area D	PAST	2002											6	0	0
		2003	10	7	4	10	1	7	5	4	2	4	64	48	6
		2004	8	14	7	4	12	3	10	8	9	5	80	66	14
		2005	17	13	17	10	5	15	5	10	7	11	110	92	18
		2006	24	19	12	21	10	7	15	7	10	7	132	115	17
		2007	29	26	22	13	23	9	10	15	8	11	186	147	19
		2008	29	32	26	20	12	27	10	14	20	12	202	170	32
		2009	37	28	29	26	19	13	27	11	14	22	228	190	36
		2010	29	37	28	30	25	20	14	31	13	12	243	218	25
		2011	45	32	35	24	31	27	16	12	30	20	272	222	50
	Present	2012	30	41	31	35	20	29	27	20	17	28	278	233	45
	FUTURE	2013	30	29	41	31	33	20	29	27	20	17	277	240	37
		2014	29	29	29	41	31	33	20	29	27	20	288	241	47
		2015	28	28	29	29	41	31	32	20	29	27	284	238	56
		2016	25	28	28	29	29	41	31	32	20	29	292	243	49
		2017	25	24	28	28	28	29	41	31	32	20	288	234	52
		2018	22	22	24	27	28	28	41	31	32	20	290	237	63
		2019	15	15	13	22	27	28	17	29	41	31	281	209	72
		2020	16	16	16	22	23	27	28	27	28	41	276	205	68
		2021	16	16	16	22	23	27	28	28	28	38	268	204	64
		2022	17	16	14	24	25	26	25	26	27	36	264	201	53
		2023	17	17	16	24	26	26	26	24	22	26	262	200	52

		FRENCH IMMERSION											
	School Year	one	two	three	four	five	six	seven	eight	Total Students JK-6	Total Student 7-8		
PAST	2002									0	0		
	2003	0	0	0	0	0	0	0	0	0	0		
	2004	0	0	0	0	0	0	0	0	0	0		
	2005	0	0	0	0	0	0	0	0	0	0		
	2006	2	0	1	0	1	0	0	0	4	0		
	2007	4	1	0	0	0	0	0	0	5	0		
	2008	0	3	1	0	0	0	0	0	4	0		
	2009	4	0	2	1	0	0	0	0	7	0		
	2010	0	8	0	2	1	0	0	0	11	0		
	2011	4	0	8	0	2	1	0	0	15	0		
Present	2012	3	5	0	9	0	2	1	0	19	1		
FUTURE	2013	3	3	5	0	0	9	0	1	20	3		
	2014	2	3	3	0	0	9	0	2	22	2		
	2015	3	2	3	3	0	9	0	0	16	9		
	2016	2	2	2	2	3	9	0	0	18	9		
	2017	3	2	3	2	2	9	0	0	16	9		
	2018	3	3	2	2	2	9	0	0	16	9		
	2019	3	3	3	2	2	9	0	0	16	9		
	2020	3	3	3	3	2	9	0	0	17	9		
	2021	3	3	3	3	3	9	0	0	17	9		
	2022	3	3	3	3	3	9	0	0	18	9		
	2023	3	3	3	3	3	9	0	0	18	9		

	School Year	ATTENDING OUT OF BOUNDARY SCHOOL										Total JK-6	Total 7-8
		JK	SK	one	two	three	four	five	six	seven	eight		
PAST	2002											0	0
	2003		1	0		0	0	0	0	0	2	1	2
	2004	0	0	0	0	0	0	0	0	0	0	0	0
	2005	0	0	1	1	1	1	0	1	0	1	5	1
	2006	1	0	2	1	2	2	2	0	1	0	10	1
	2007	0	0	0	2	1	1	2	1	0	1	7	1
	2008	0	0	1	0	1	0	2	0	1	0	4	1
	2009	0	0	1	0	0	1	3	1	2	2	6	4
	2010	0	0	0	1	0	3	2	3	1	1	9	2
	2011	0	0	0	0	1	0	0	1	4	1	2	5
Present	2012	0	0	0	0	0	0	0	0	0	3	0	3
FUTURE	2013	0	0	0	0	0	0	0	0	0	0	0	0
	2014	1	0	0	0	0	0	0	0	0	0	1	0
	2015	1	1	0	0	0	0	0	0	0	0	2	0
	2016	0	1	1	0	0	0	0	0	0	0	2	0
	2017	1	0	1	1	0	0	0	0	0	0	3	0
	2018	1	1	0	1	1	0	0	0	0	0	4	0
	2019	0	1	1	0	1	1	0	0	0	0	4	0
	2020	0	0	1	1	0	1	1	0	0	0	4	0
	2021	2	0	0	1	1	0	1	1	0	0	6	0
	2022	1	2	0	0	1	1	0	1	1	0	6	1
	2023	1	1	2	0	0	1	1	0	1	1	6	2

- Enrolment Projection completed for each 'Projection Area'
- Regular Track, French Immersion, and out-of-boundary students accounted for



Meeting Dates

- Working Group #3: Tuesday May 7, 1:00 pm at TBD
- Working Group Meeting # 4 Tuesday May 21, 1:00 pm at TBD
- Public Meeting # 1: Date/ Time TBD.

Contact Information

- Website: www.wrdsb.ca
 - » About Us>Planning Department>Boundary Studies
 - » Elmira Boundary Study
- E-mail: boundaryfeedback@wrdsb.on.ca
- Phone: 519-570-0003 ext. 4419

