

Elmira Elementary Schools

Boundary Study

Working Group Meeting #4

May 21, 2013

Park Manor Public School

1:00 – 2:30 pm



Waterloo Region
District School Board

Agenda

1. **Welcome/Introductions**
2. **Draft Minutes Review**
3. **Draft Objectives**
4. **Accommodation Review Policy**
5. **Elmira Projection Areas/Enrolment Projections : Revisions**
6. **Draft Scenarios:**
 - Revised (Scenarios: Status Quo, 1, 2 and 3)**
 - New (Scenarios: 4, 5 and 6)**
7. **Future Meetings:**
 - Working Group Meeting #5 – Tuesday, June 4, 2013**
 - Public Meeting #1 – June 11, 2013**
8. **Roundtable**



Draft Objectives

- To determine the size and program configuration of the replacement Riverside PS, having regard for Board Policy 3002: Elementary School Size and Configuration
- To develop a transitional accommodation plan for elementary school enrolment in the Town of Elmira while awaiting the completion of the replacement Riverside PS.

Draft Objectives Continued

- To establish boundaries that are long-term (approx. 10 years) that consider:
 - Walking distances (community/neighbourhood-level schools)
 - Efficiency of transportation
 - Capacity of schools
 - Current and future population density and demographics
 - Proximity to other schools
 - Impact on feeder and surrounding schools
- To minimize the impact on students where changes are proposed (consideration for grandparenting, phasing, transitions, etc.)

Accommodation Review Guideline (Overview)

MINISTRY OF EDUCATION PUPIL ACCOMMODATION REVIEW GUIDELINE (June 2009)

- Board's to develop own Accommodation Review policies, reflecting minimum standard in Guideline.
- Accommodation Reviews should involve a group a schools
- Led by an Accommodation Review Committee (ARC)
- ARC must include members drawn from community.
Recommended (parents, educators, board officials, community members)
- Board to provide ARC with Terms of Reference
- Minimum Time Frame (30-90-60)

Accommodation Review Guideline (Overview)

MINISTRY OF EDUCATION PUPIL ACCOMMODATION REVIEW GUIDELINE (June 2009)

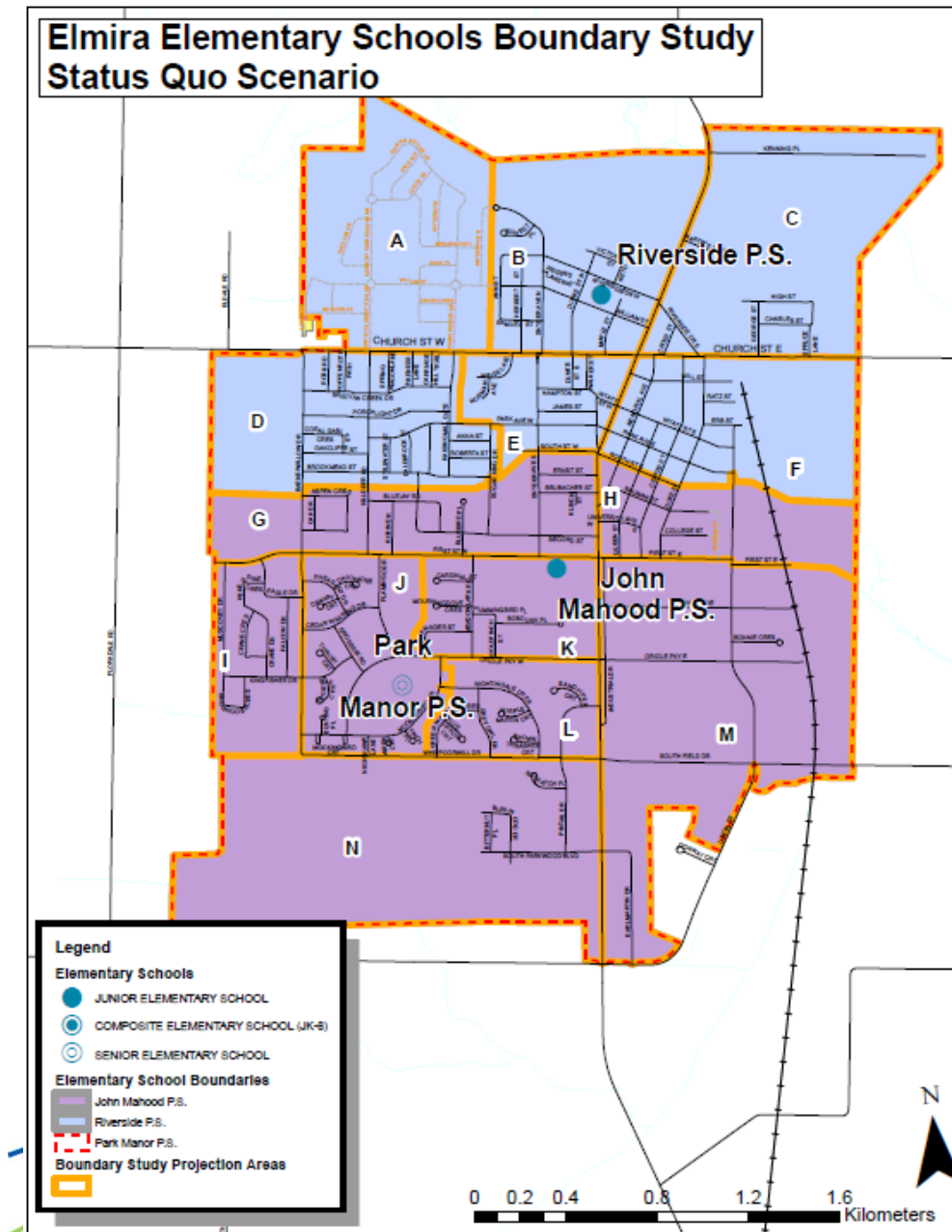
Circumstances not requiring an Accommodation Review

- Where a replacement school is to be rebuilt by the board on the existing site or rebuilt or acquired within the existing school attendance boundary as identified through the board's existing policies;
- When a lease is terminated;
- When a board is planning the relocation in any school year or over a number of school years of a grade or grades, or a program, where the enrolment constitutes less than 50% of the enrolment of the school; this calculation is based on the enrolment at the time of the relocation or the first phase of a relocation carried over a number of school years;
- When a board is repairing or renovating a school, and the school community must be temporarily relocated to ensure the safety of students during the renovations
- Where a facility has been serving as a holding school for a school community whose permanent school is over-capacity and/or is under construction or repair.

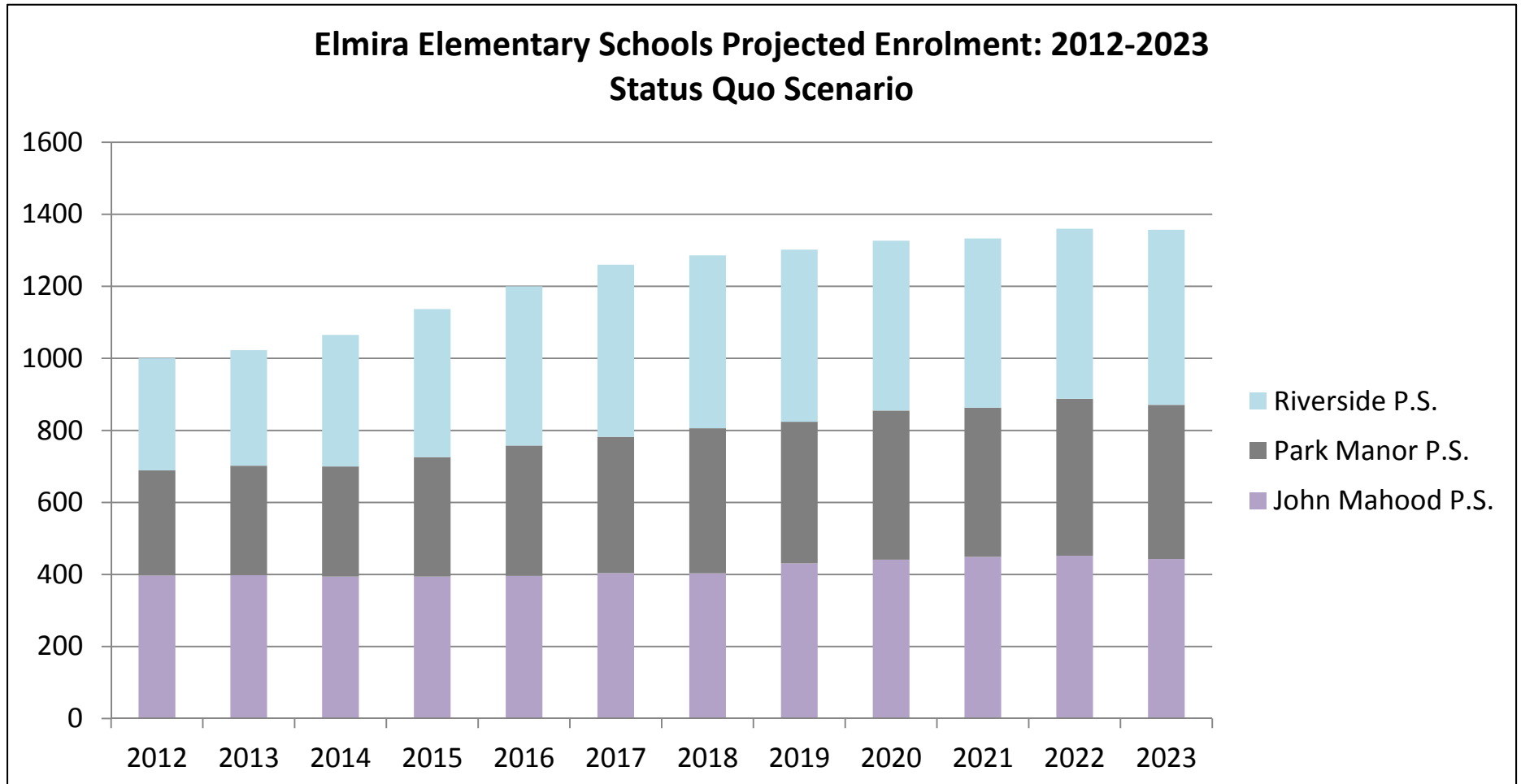
Draft Scenarios - Revised

Scenario Status Quo

- Boundaries and organizations remain the same (JK-5, 6-8)
- New development in the North end (Lunor subdivision) places further enrolment pressure on Riverside PS and Park Manor PS.
- Development in South end (Birdland) increases enrolment at John Mahood PS and Park Manor PS.



Draft Scenarios - Revised



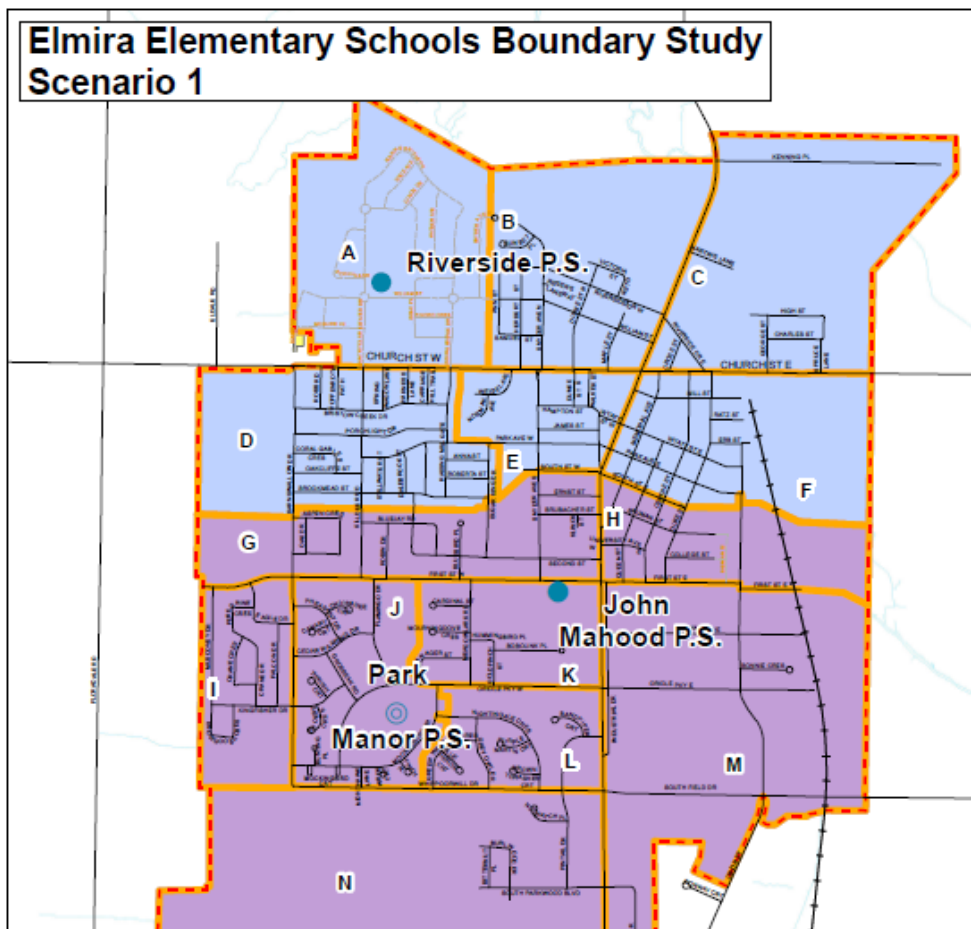
STATUS QUO

School	Built Capacity	2012	2013	2014	2015	2016	2017	2018	2019	2020	2021	2022	2023
		Total	Total	Total	Total	Total	Total	Total	Total	Total	Total	Total	Total
John Mahood P.S.	381	397	398	394	394	396	404	403	431	441	449	452	443
Park Manor P.S.	271	292	304	306	332	362	378	403	393	414	414	436	428
Riverside P.S.	95	312	321	365	411	442	478	480	478	472	470	472	486
Total	747	1001	1023	1065	1137	1200	1260	1286	1302	1327	1333	1360	1357

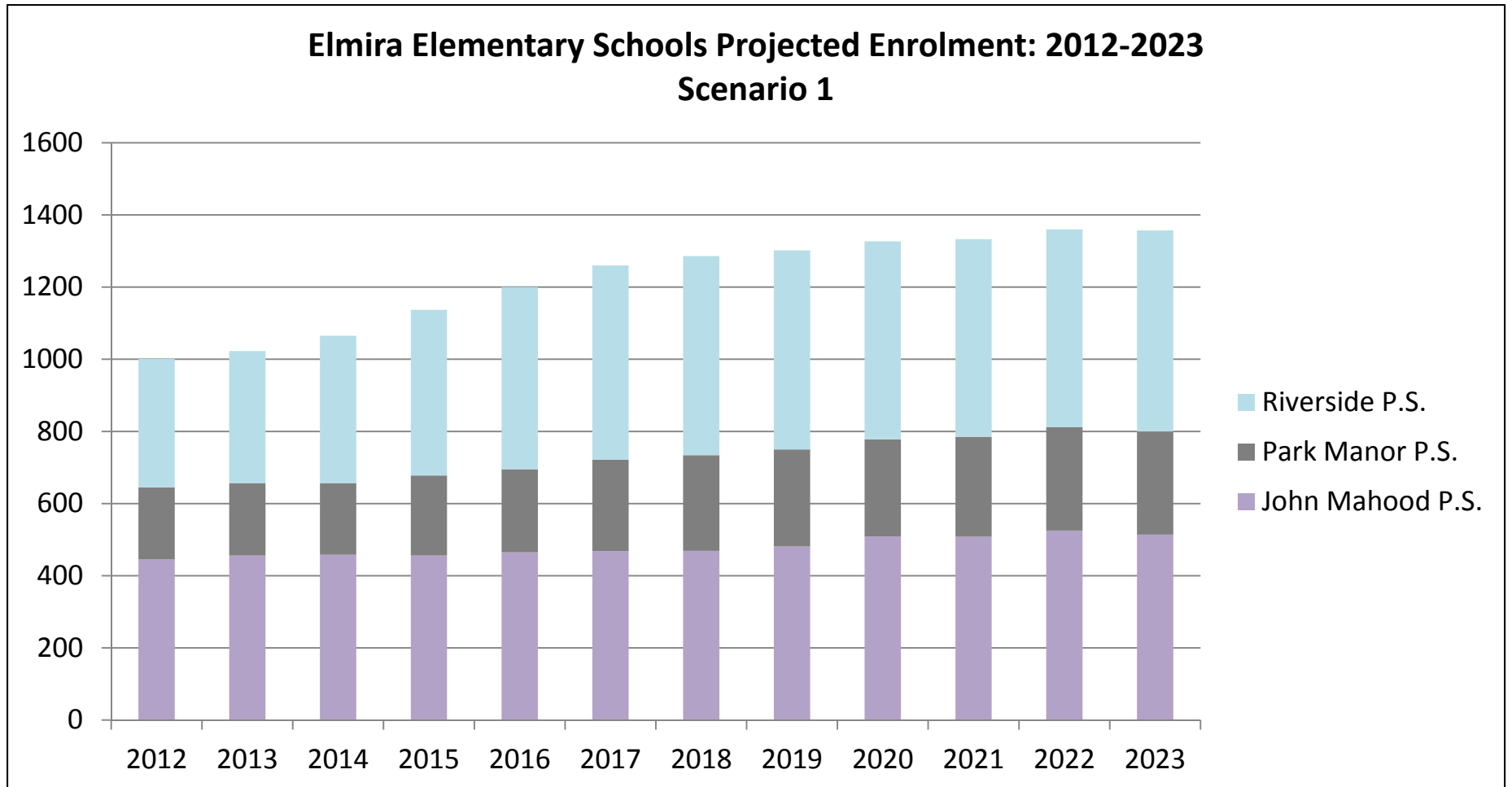
Draft Scenarios - Revised

Scenario 1

- Boundaries remain the same
- School organizations change to JK-6 7-8.
- New Riverside PS constructed in Lunor subdivision.
- Development in South end (Birdland) and addition of Gr. 6 increases enrolment at John Mahood PS
- Removal of Gr. 6 at Park Manor reduces enrolment at facility, better matching its capacity



Draft Scenarios - Revised



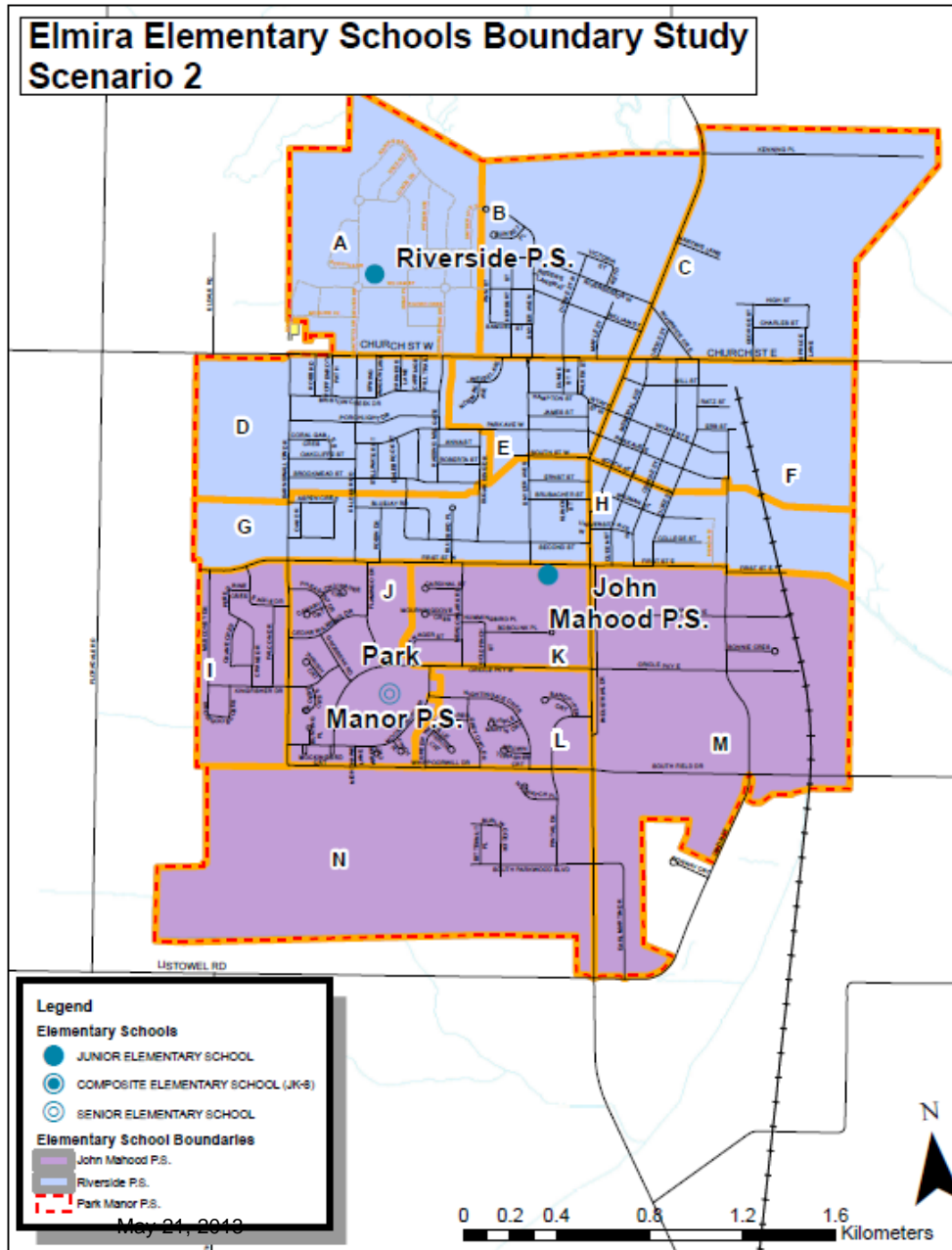
Scenario 1

School	Built Capacity	2012	2013	2014	2015	2016	2017	2018	2019	2020	2021	2022	2023
		<i>Total</i>	<i>Total</i>	<i>Total</i>	<i>Total</i>	<i>Total</i>	<i>Total</i>	<i>Total</i>	<i>Total</i>	<i>Total</i>	<i>Total</i>	<i>Total</i>	<i>Total</i>
John Mahood P.S.	381	445	456	458	456	465	468	469	481	509	508	525	514
Park Manor P.S.	271	200	201	199	222	230	254	265	269	269	277	287	286
Riverside P.S.	???	356	366	408	459	505	538	552	552	549	548	548	557
Total	652+	1001	1023	1065	1137	1200	1260	1286	1302	1327	1333	1360	1357

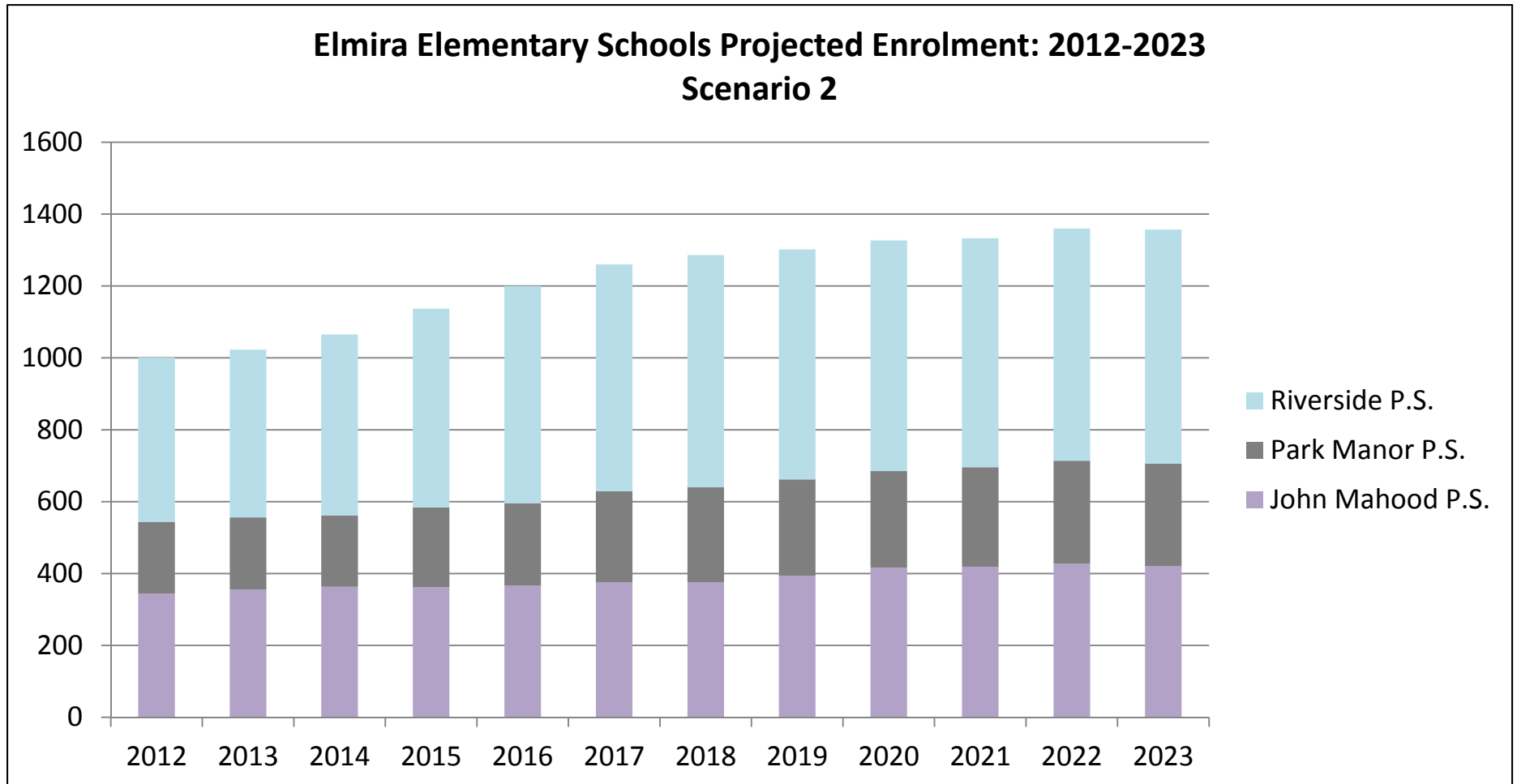
Draft Scenarios - Revised

Scenario 2

- Areas G, H move from John Mahood PS to new Riverside PS. John Mahood Enrolment better matched to capacity
- School organizations change to JK-6 7-8.
- New Riverside PS constructed in Lunor subdivision.
- Removal of Gr. 6 at Park Manor reduces enrolment at facility, better matching its capacity



Draft Scenarios - Revised



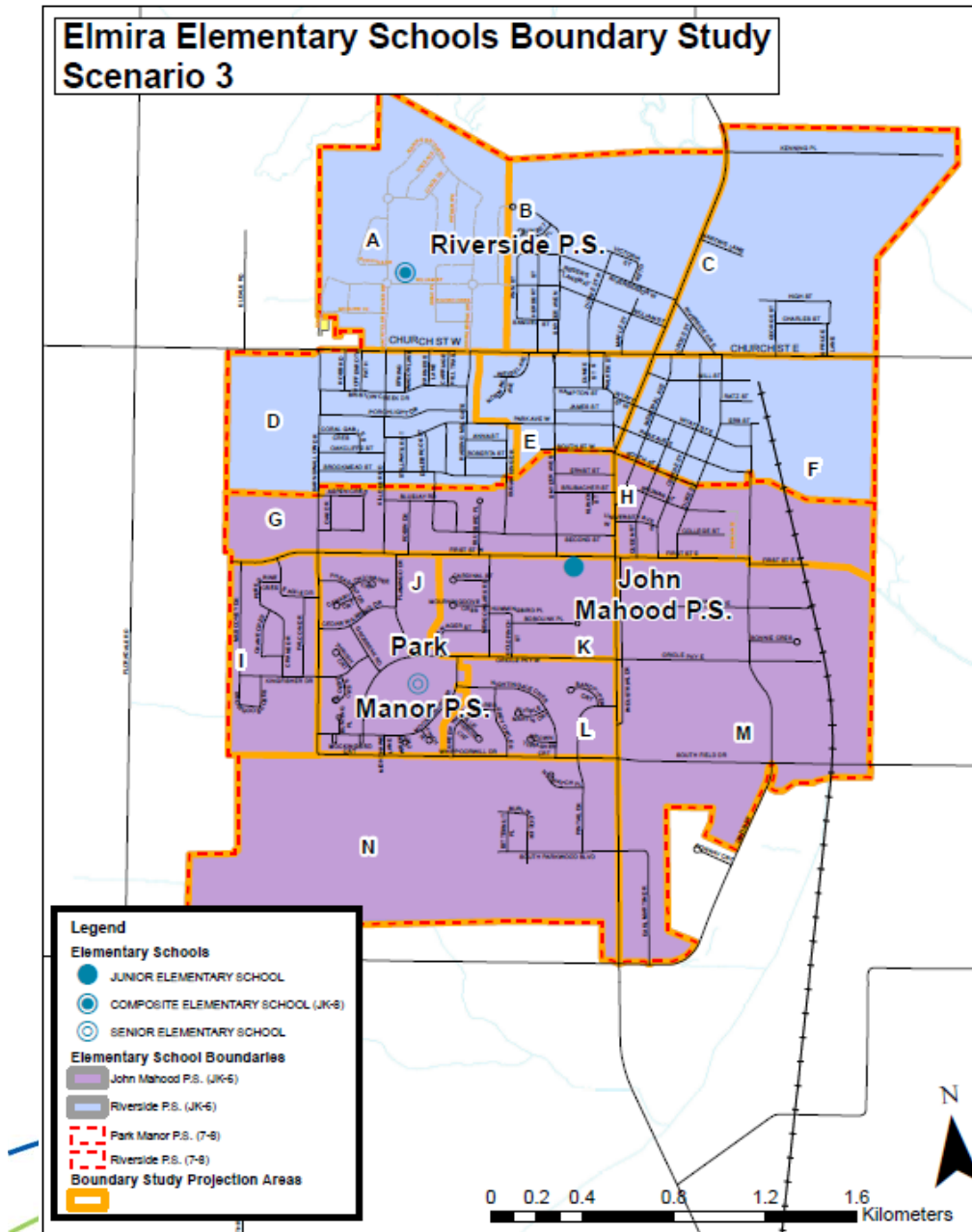
Scenario 2

School	Built Capacity	2012	2013	2014	2015	2016	2017	2018	2019	2020	2021	2022	2023
		Total	Total	Total	Total	Total	Total	Total	Total	Total	Total	Total	Total
John Mahood P.S.	381	344	355	363	362	366	375	375	393	416	419	427	420
Park Manor P.S.	271	200	201	199	222	230	254	265	269	269	277	287	286
Riverside P.S.	???	457	467	503	553	604	631	646	640	642	637	646	651
Total	652+	1001	1023	1065	1137	1200	1260	1286	1302	1327	1333	1360	1357

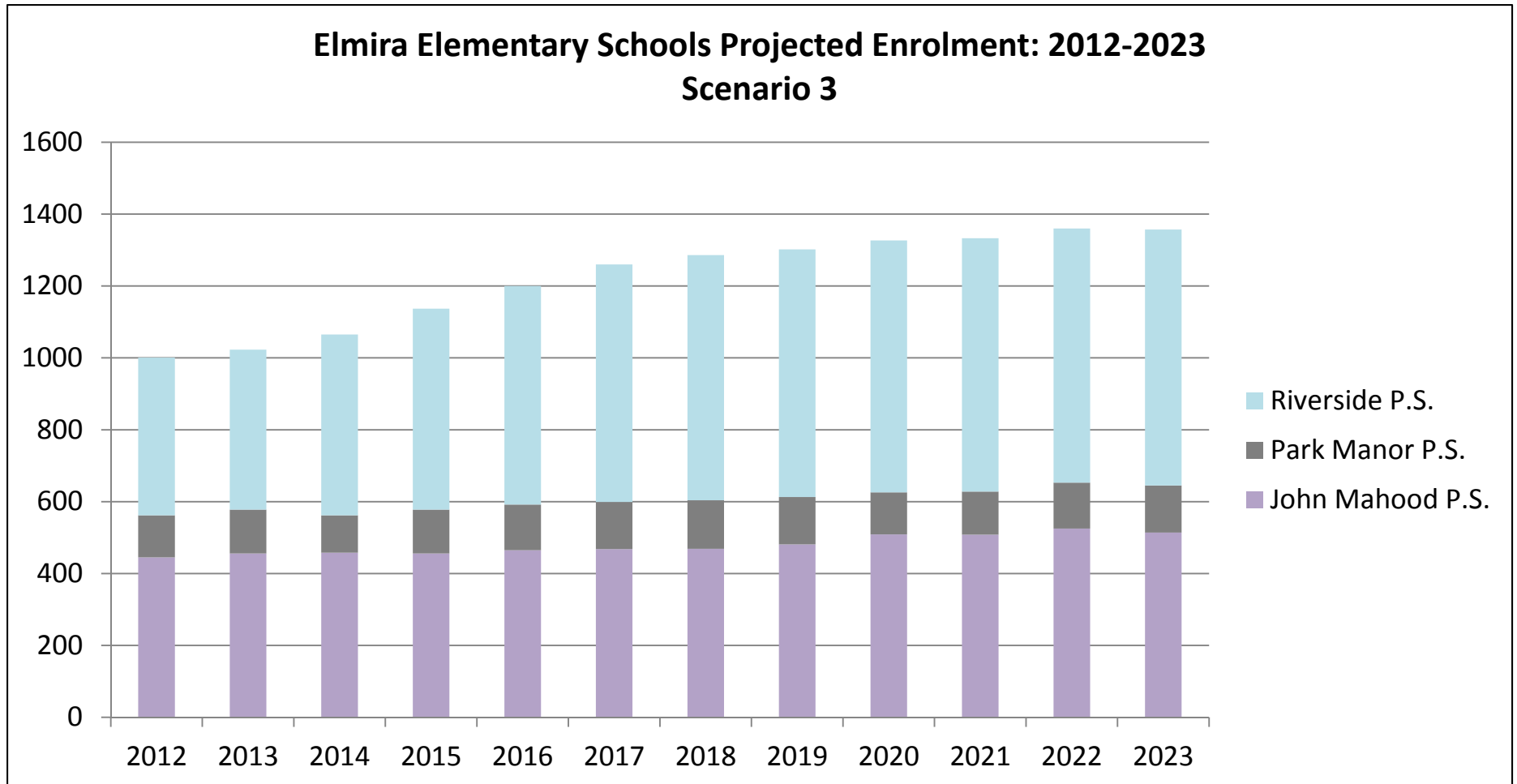
Draft Scenarios - Revised

Scenario 3

- New Riverside PS constructed as JK-8. Receives 7-8 students from areas A-F from Park Manor PS.
- School organizations change to JK-8 (New Riverside PS) and JK-6, 7-8 (John Mahood PS, Park Manor PS)
- Loss of Grade 6 at Park Manor and junior elementary (JK-6) feed from new Riverside PS drastically reduces enrolment at Park Manor PS.



Draft Scenarios - Revised



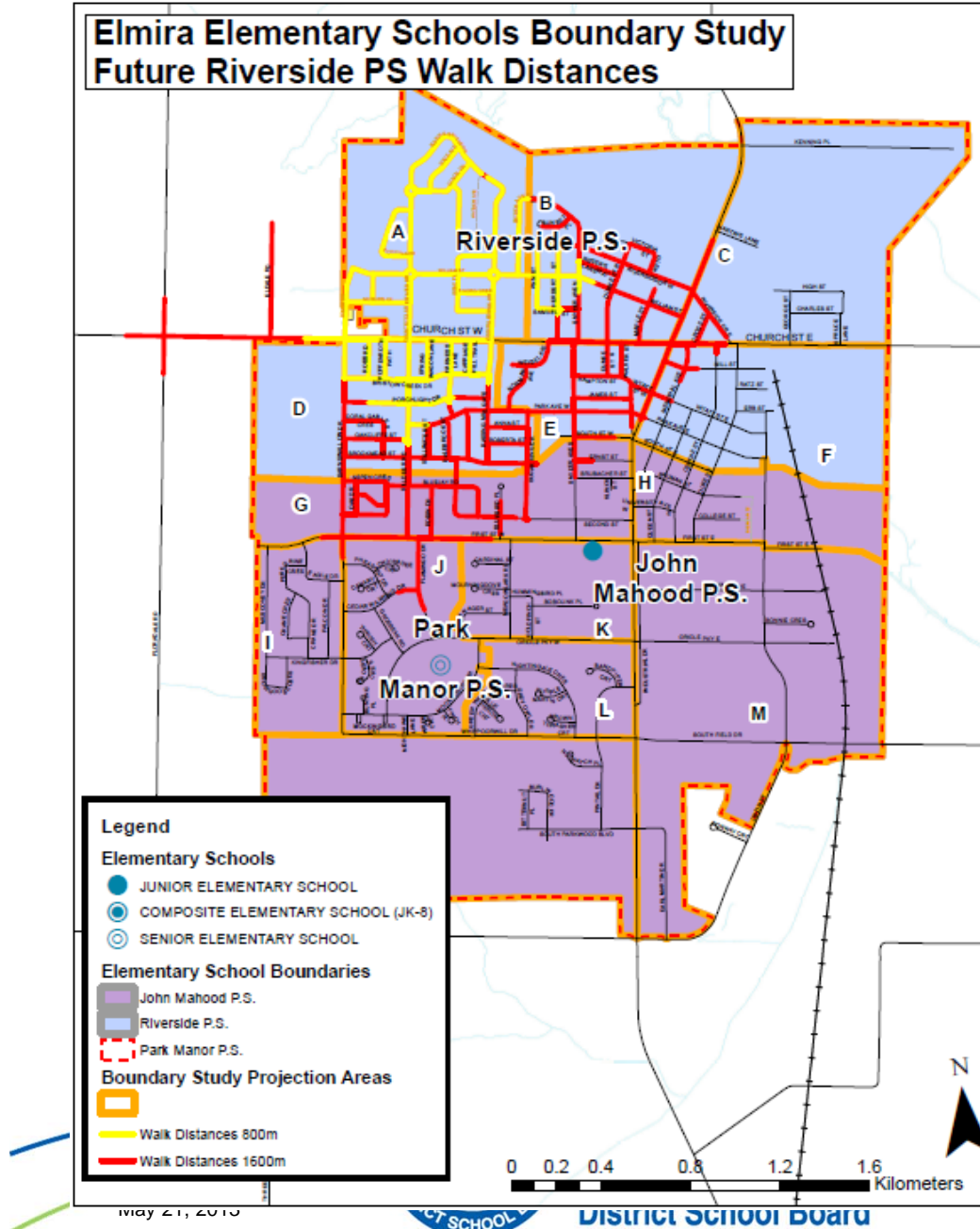
Scenario 3

School	Built Capacity	2012	2013	2014	2015	2016	2017	2018	2019	2020	2021	2022	2023
		Total	Total	Total	Total	Total	Total	Total	Total	Total	Total	Total	Total
John Mahood P.S.	381	445	456	458	456	465	468	469	481	509	508	525	514
Park Manor P.S.	271	117	122	104	122	127	131	135	132	117	120	128	131
Riverside P.S.	???	439	445	503	559	608	661	682	689	701	705	707	712
Total	652+	1001	1023	1065	1137	1200	1260	1286	1302	1327	1333	1360	1357

Draft Scenarios - New

Board Policy 4009 – Student Transportation

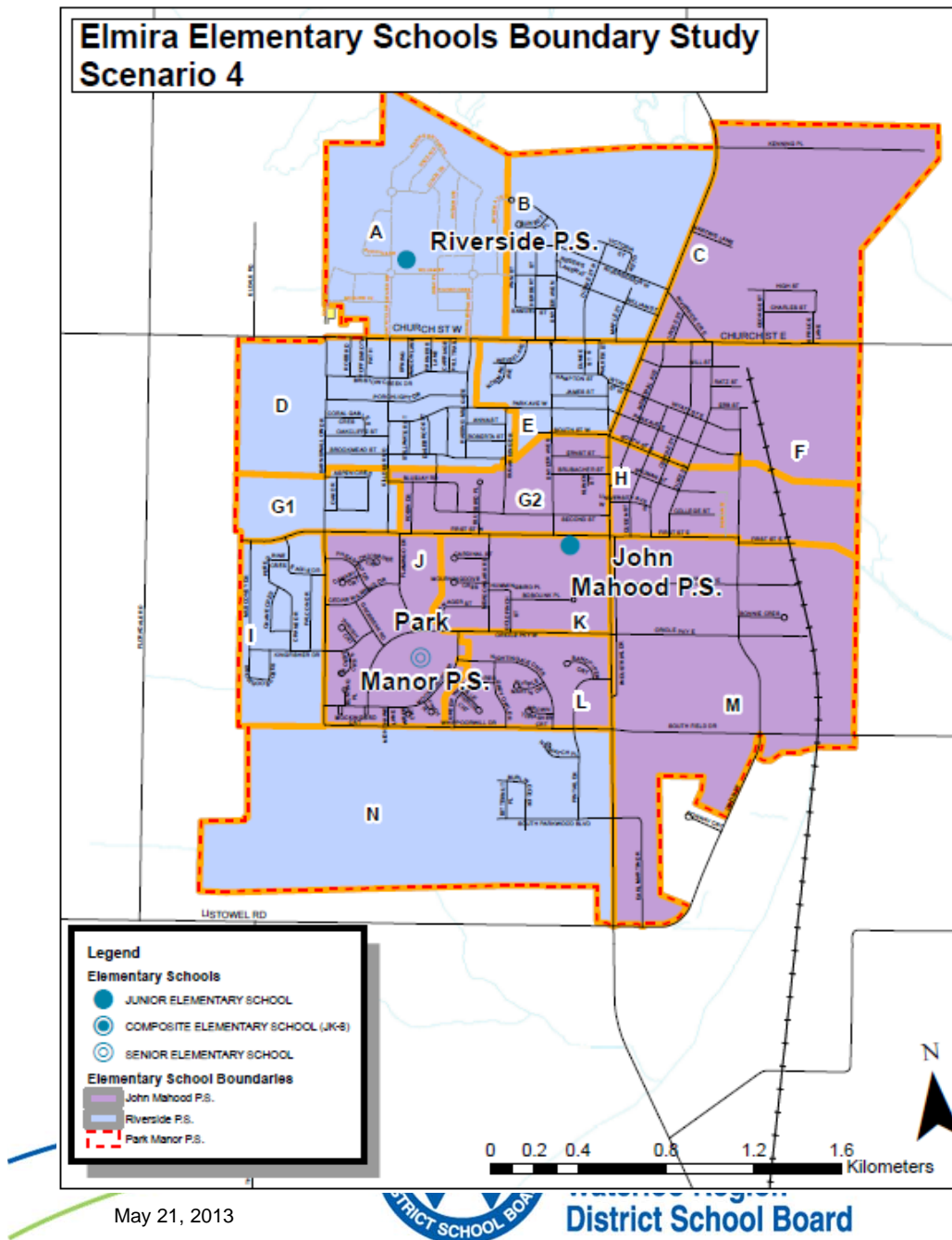
New Riverside P.S.



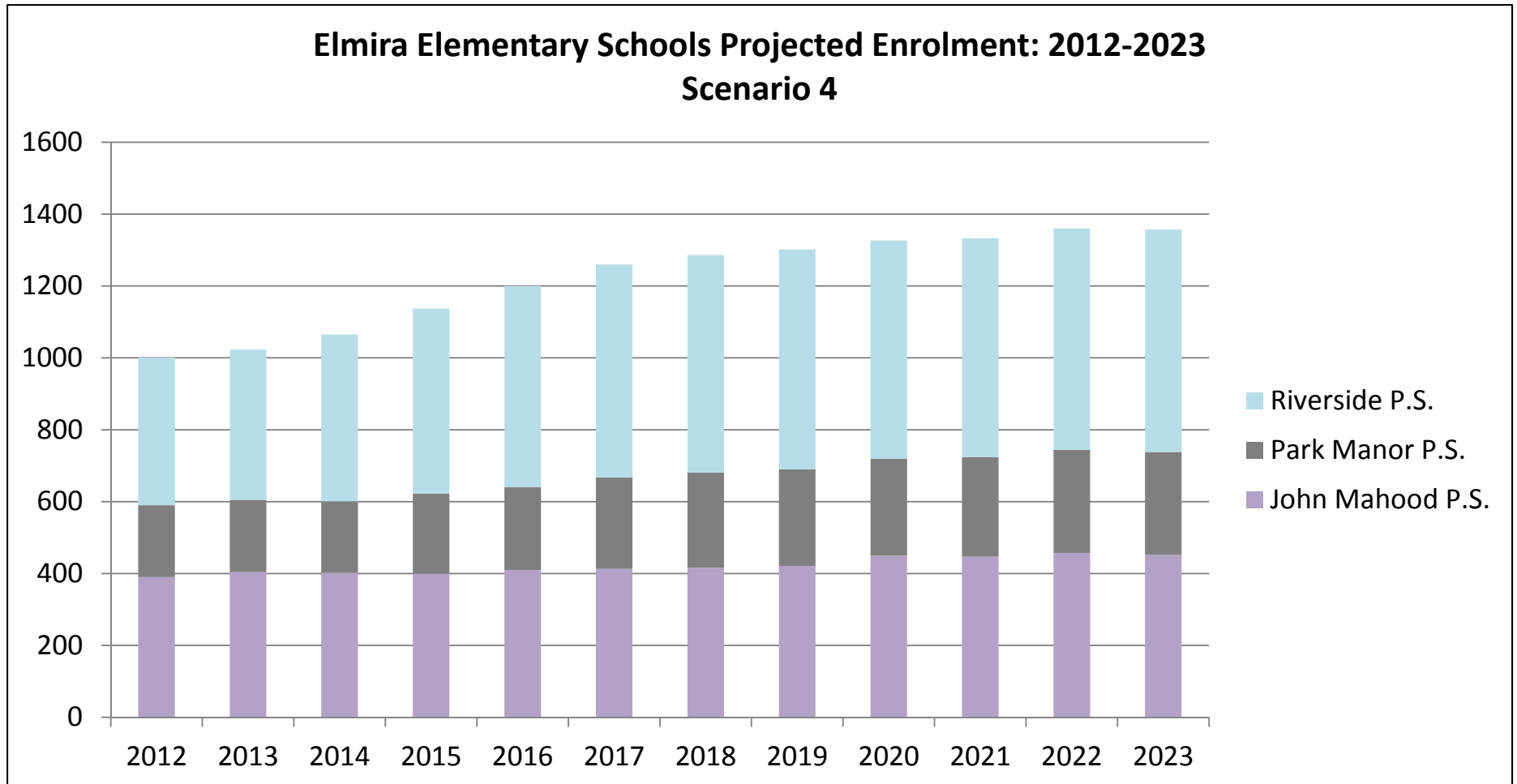
Draft Scenarios - New

Scenario 4

- New Riverside PS constructed as JK-6. Receives areas G1, I, N from John Mahood PS. Long term transportation required for Areas I, N). All new development concentrated at Riverside P.S.
- John Mahood P.S. receives areas C, F, from Riverside P.S.
- Loss of Grade 6 reduces enrolment at Park Manor PS.



Draft Scenarios - New



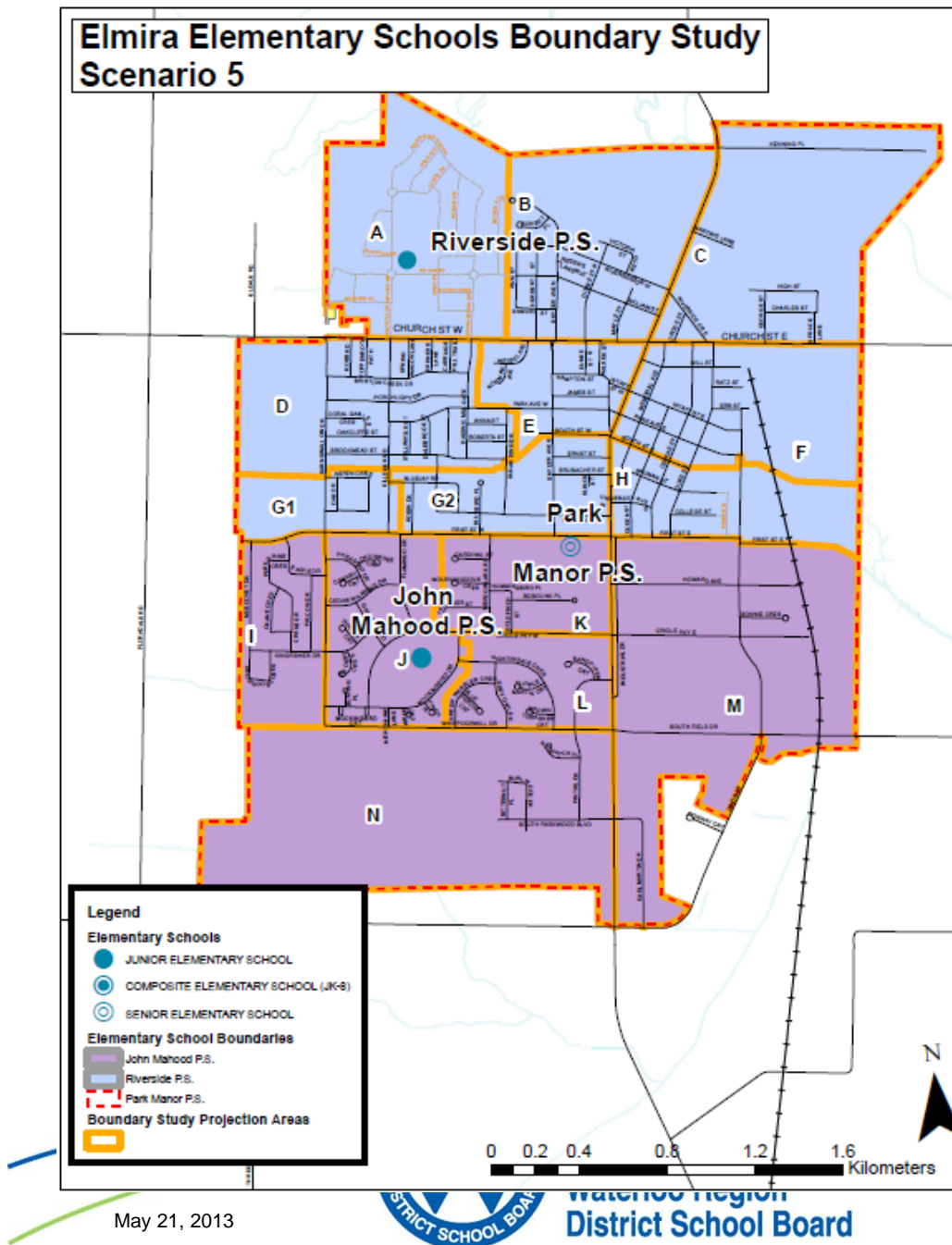
Scenario 4

School	Built Capacity	2012	2013	2014	2015	2016	2017	2018	2019	2020	2021	2022	2023
		Total	Total	Total	Total	Total	Total	Total	Total	Total	Total	Total	Total
John Mahood P.S.	381	390	404	402	400	410	413	416	421	450	447	457	452
Park Manor P.S.	271	200	201	199	222	230	254	265	269	269	277	287	286
Riverside P.S.	???	411	418	464	515	560	593	605	612	608	609	616	619
Total	652+	1001	1023	1065	1137	1200	1260	1286	1302	1327	1333	1360	1357

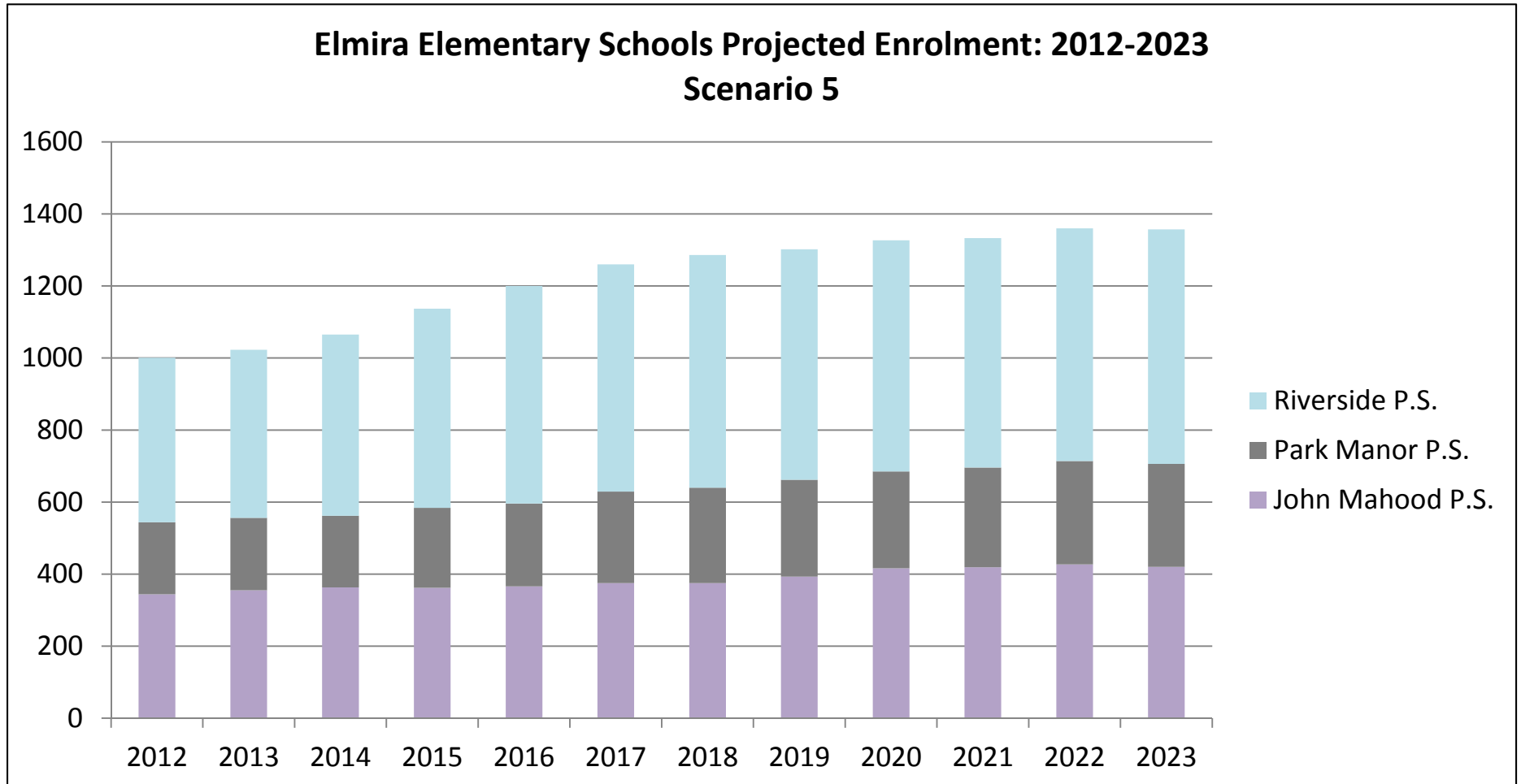
Draft Scenarios - New

Scenario 5

- New Riverside PS constructed as JK-6. Receives areas G, H from John Mahood P.S.
- John Mahood P.S. and Park Manor P.S. swap facilities (organizations stay the same). Senior Elementary program now located in more central location.
- Loss of Grade 6 reduces enrolment at Park Manor PS.



Draft Scenarios - New



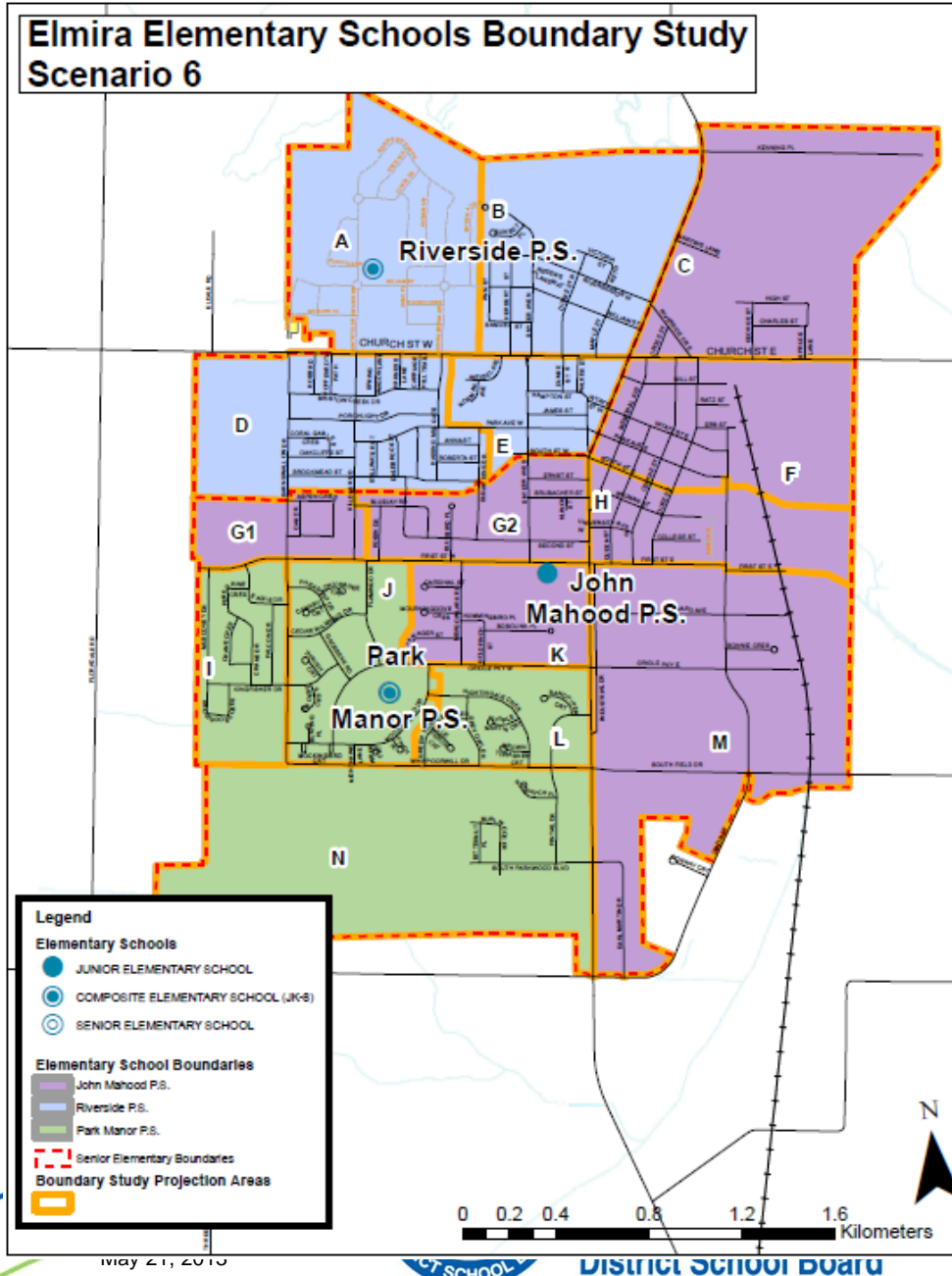
Scenario 5

School	Built Capacity	2012	2013	2014	2015	2016	2017	2018	2019	2020	2021	2022	2023
		<i>Total</i>	<i>Total</i>	<i>Total</i>	<i>Total</i>	<i>Total</i>	<i>Total</i>	<i>Total</i>	<i>Total</i>	<i>Total</i>	<i>Total</i>	<i>Total</i>	<i>Total</i>
John Mahood P.S.	271	344	355	363	362	366	375	375	393	416	419	427	420
Park Manor P.S.	381	200	201	199	222	230	254	265	269	269	277	287	286
Riverside P.S.	???	457	467	503	553	604	631	646	640	642	637	646	651
Total	652+	1001	1023	1065	1137	1200	1260	1286	1302	1327	1333	1360	1357

Draft Scenarios - New

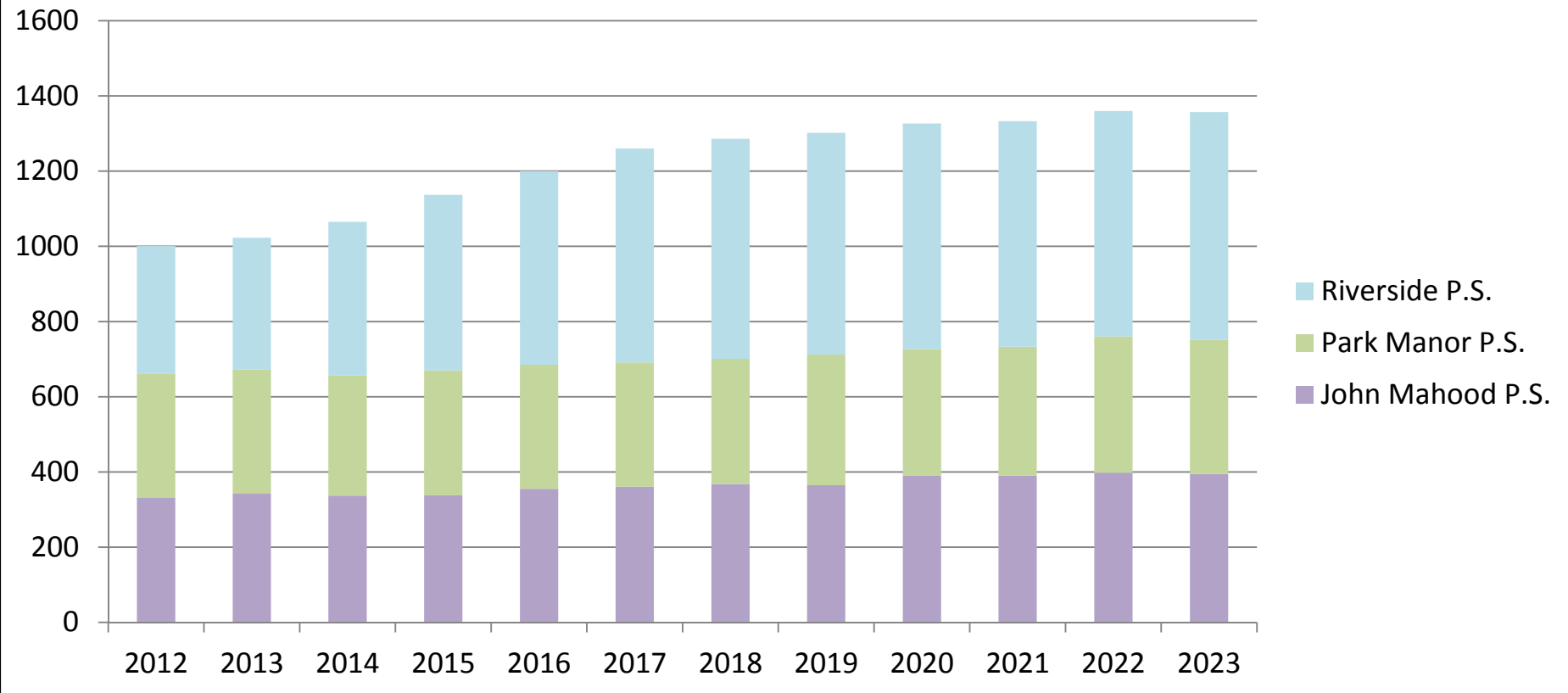
Scenario 6

- New Riverside PS constructed as JK-8. Gives up areas C, F to John Mahood P.S.
- John Mahood P.S becomes JK-6 gives up areas I, J, L, N to Park Manor P.S.
- Park Manor P.S. becomes JK-8 receiving Gr. 6 feed from John Mahood P.S.



Draft Scenarios - New

Elmira Elementary Schools Projected Enrolment: 2012-2023
Scenario 6



Scenario 6

School	Built Capacity	2012	2013	2014	2015	2016	2017	2018	2019	2020	2021	2022	2023
		Total	Total	Total	Total	Total	Total	Total	Total	Total	Total	Total	Total
John Mahood P.S.	381	331	342	337	338	355	361	368	365	391	390	398	395
Park Manor P.S.	271	331	330	319	332	330	330	333	347	336	343	362	356
Riverside P.S.	???	339	351	409	467	515	569	585	590	600	600	600	606
Total	652+	1001	1023	1065	1137	1200	1260	1286	1302	1327	1333	1360	1357

Meeting Dates

- Working Group Meeting # 5 Tuesday June 4, 1:00 pm at Riverside PS
- Public Meeting # 1: Tuesday June 11, 2013 7:00 p.m. at Park Manor P.S.



Contact Information

- Website: www.wrdsb.ca
 - » About Us>Planning Department>Boundary Studies
 - » Elmira Boundary Study
- E-mail: boundaryfeedback@wrdsb.on.ca
- Phone: 519-570-0003 ext. 4419

