

Elmira Elementary Schools

Boundary Study

Working Group Meeting #7

Sept. 12, 2013

John Mahood Public School

1:00 – 2:30 pm



Waterloo Region
District School Board

Agenda

- 1. Welcome/Introductions**
- 2. Draft Minutes (approved via email)**
- 3. Objectives Review**
- 4. Status Quo Scenario Review**
 - i. Enrolment/Projections check**
- 5. Scenario Discussion/Review**
 - i. Scenario Costing**
- 6. Transitions**
 - i. Riverside P.S. interim accommodation options**
 - ii. Boundary change transitions**
- 7. Roundtable**



Draft Objectives

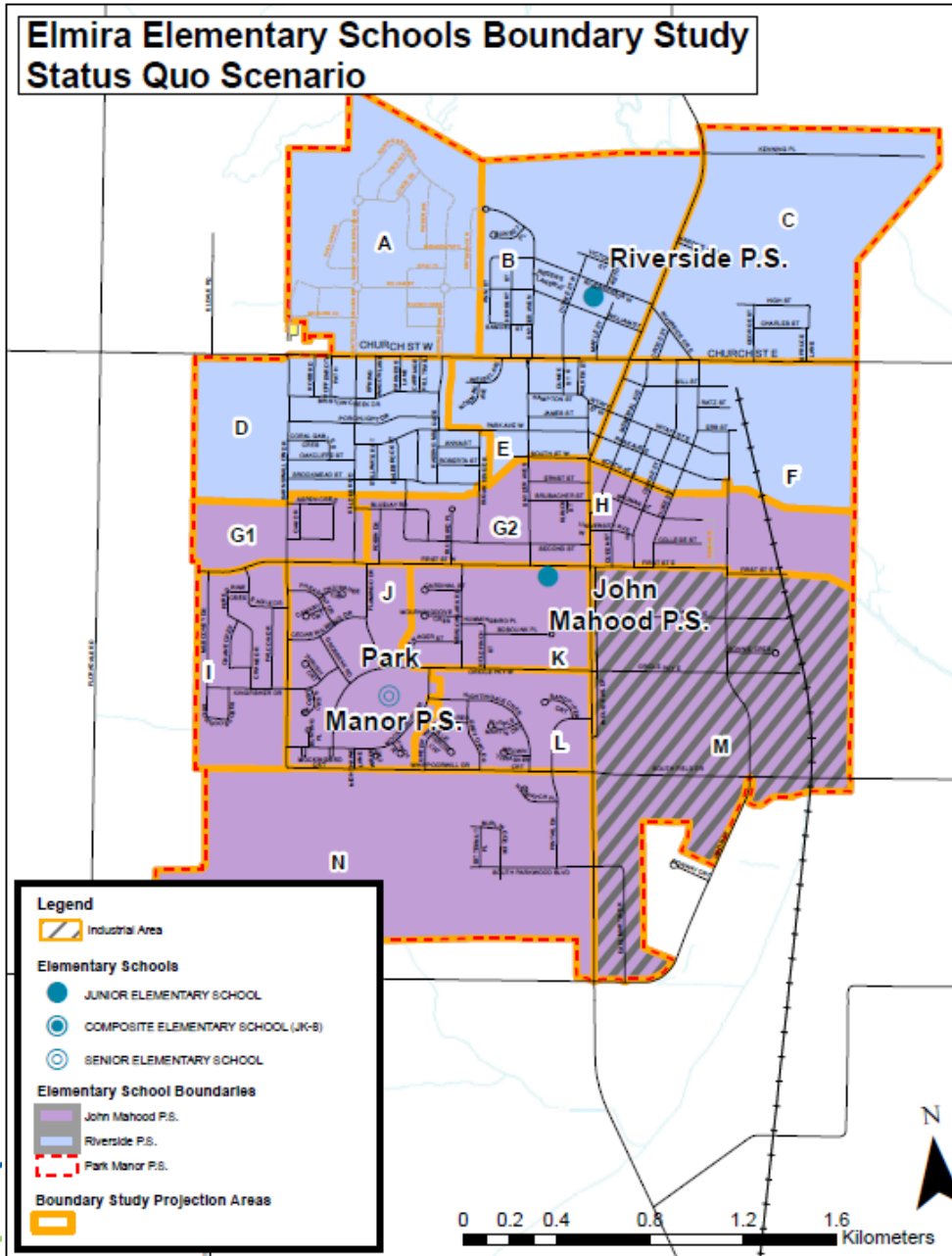
- To determine the size and program configuration of the replacement Riverside PS, having regard for Board Policy 3002: Elementary School Size and Configuration
- To develop a transitional accommodation plan for elementary school enrolment in the Town of Elmira while awaiting the completion of the replacement Riverside PS.

Draft Objectives Continued

- To establish boundaries that are long-term (approx. 10 years) that consider:
 - Walking distances (community/neighbourhood-level schools)
 - Efficiency of transportation
 - Capacity of schools
 - Current and future population density and demographics
 - Proximity to other schools
 - Impact on feeder and surrounding schools
- To minimize the impact on students where changes are proposed (consideration for grandparenting, phasing, transitions, etc.)



Status Quo Enrolment/Projections Check

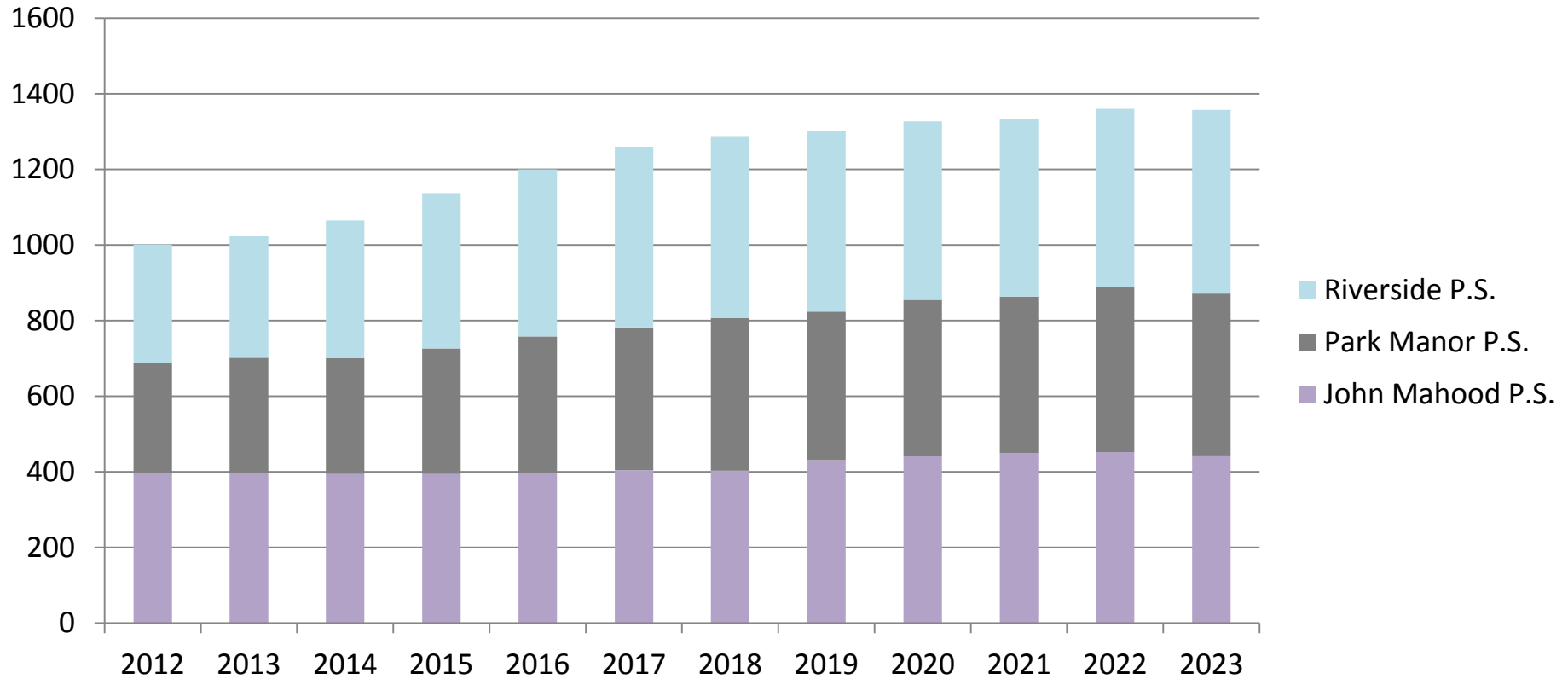


Scenario Status Quo

- Boundaries and organizations remain the same (JK-5, 6-8)
- New development in the North end (Lunor subdivision) places further enrolment pressure on Riverside PS and Park Manor PS.
- Development in South end (Birdland) increases enrolment at John Mahood PS and Park Manor PS.

Status Quo Enrolment/Projections Check

Elmira Elementary Schools Projected Enrolment: 2012-2023
Status Quo Scenario



STATUS QUO

School	Built Capacity	2012	2013	2014	2015	2016	2017	2018	2019	2020	2021	2022	2023
		Total	Total	Total	Total	Total	Total	Total	Total	Total	Total	Total	Total
John Mahood P.S.	381	397	398	394	394	396	404	403	431	441	449	452	443
Park Manor P.S.	271	292	304	306	332	362	378	403	393	414	414	436	428
Riverside P.S.	95	312	321	365	411	442	478	480	478	472	470	472	486
Total	747	1001	1023	1065	1137	1200	1260	1286	1302	1327	1333	1360	1357

Status Quo Enrolment/Projections Check

Enrolment Projections from 2012-13

STATUS QUO

School	Built Capacity	2012	2013	2014	2015	2016	2017	2018	2019	2020	2021	2022	2023
		Total	Total	Total	Total	Total	Total	Total	Total	Total	Total	Total	Total
John Mahood P.S.	381	397	398	394	394	396	404	403	431	441	449	452	443
Park Manor P.S.	271	292	304	306	332	362	378	403	393	414	414	436	428
Riverside P.S.	95	312	321	365	411	442	478	480	478	472	470	472	486
Total	747	1001	1023	1065	1137	1200	1260	1286	1302	1327	1333	1360	1357

Actual Enrolments Sept. 2013-14 (Sept.)

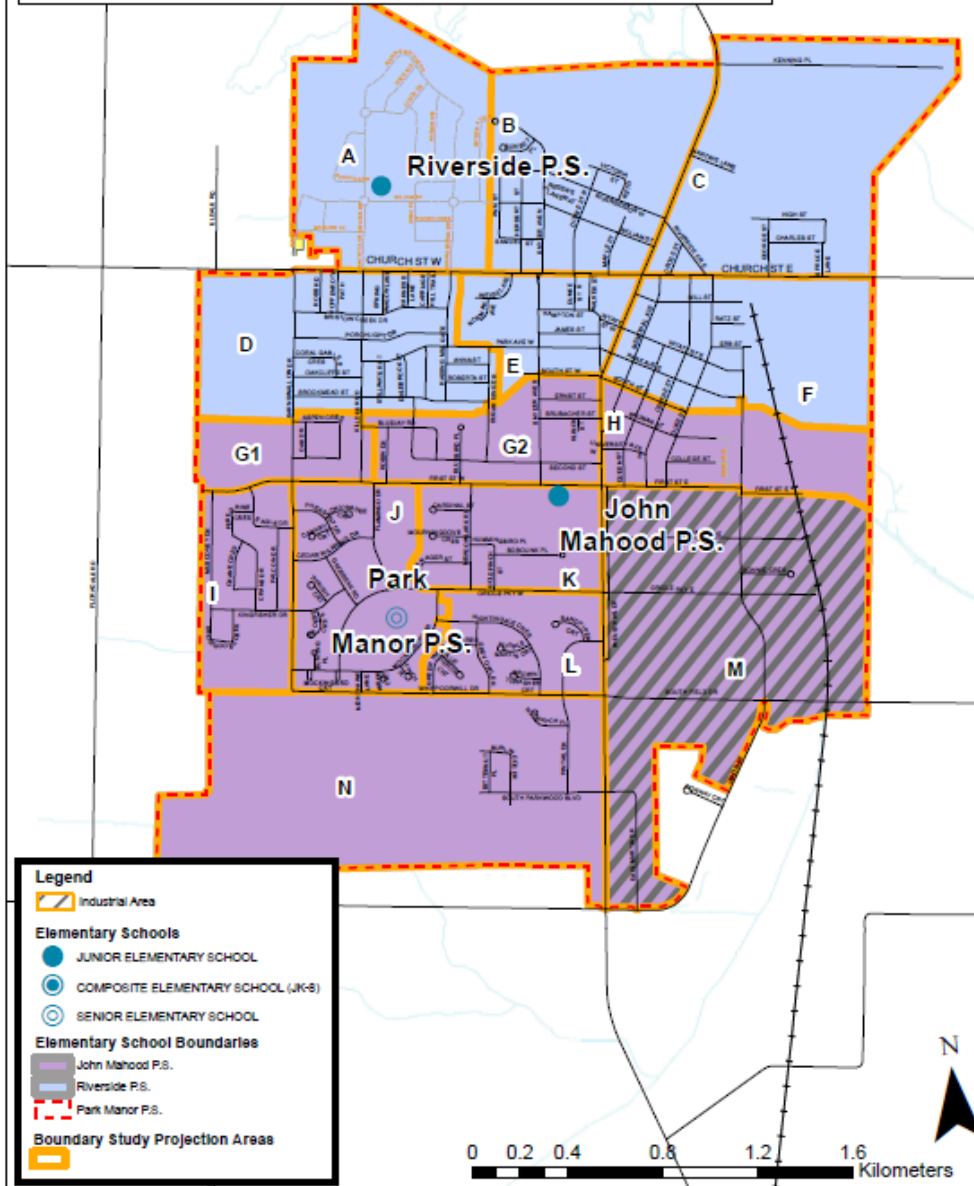
School	JK	SK	01	02	03	04	05	06	07	08	Spec Ed	Total
John Mahood P.S.	54	46	63	60	65	56	67					411
Park Manor P.S.								96	89	106	9	300
Riverside P.S.	57	47	49	38	44	32	35					302
Total	111	93	112	98	109	88	102	96	89	106	9	1013



Draft Scenario Review and Costing

Scenario 1

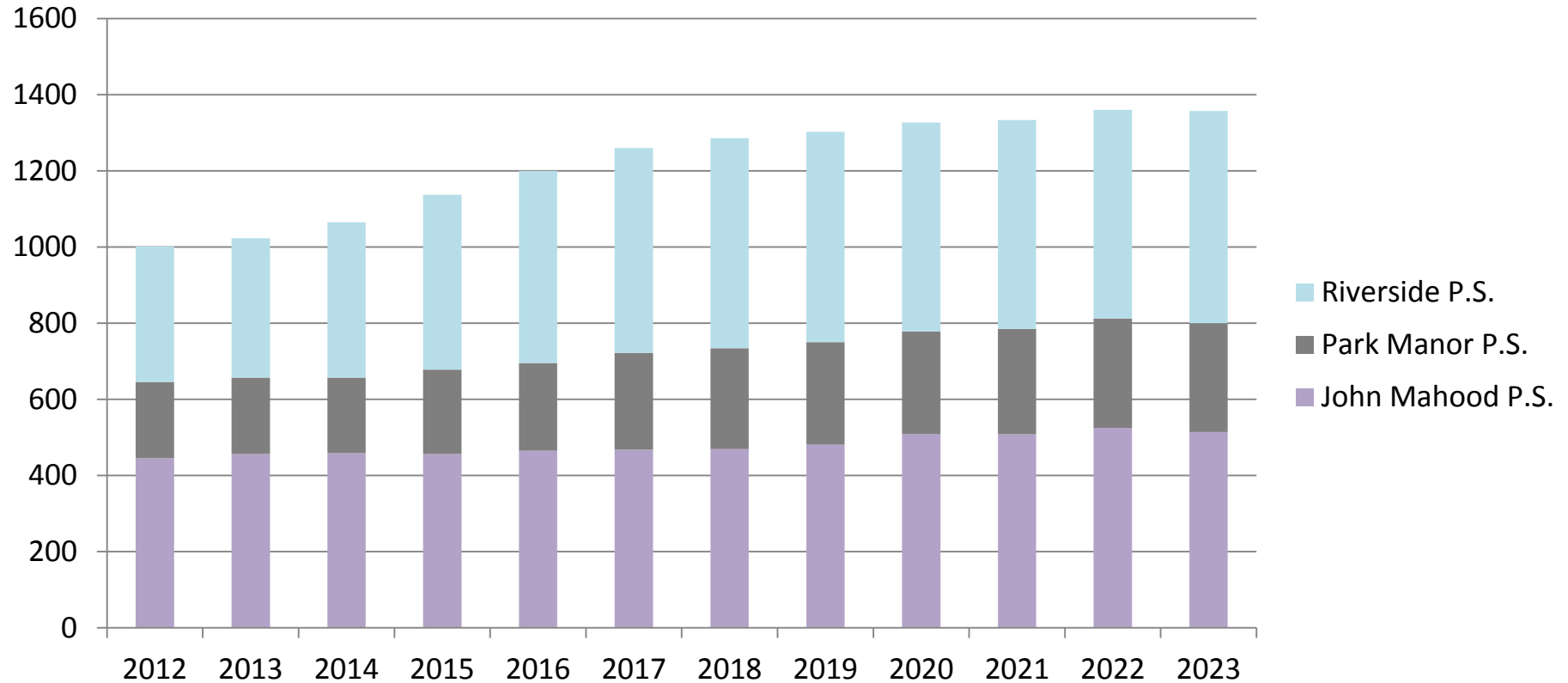
Elmira Elementary Schools Boundary Study Scenario 1



- Boundaries remain the same
- School organizations change to JK-6, 7-8.
- New Riverside PS constructed in Lunor subdivision.
- Development in South end (Birdland) and addition of Gr. 6 increases enrolment at John Mahood PS
- Removal of Gr. 6 at Park Manor reduces enrolment at facility, better matching its capacity

Draft Scenario Review and Costing

Elmira Elementary Schools Projected Enrolment: 2012-2023
Scenario 1



Scenario 1

School	Built Capacity	2012	2013	2014	2015	2016	2017	2018	2019	2020	2021	2022	2023
		Total	Total	Total	Total	Total	Total	Total	Total	Total	Total	Total	Total
John Mahood P.S.	381	445	456	458	456	465	468	469	481	509	508	525	514
Park Manor P.S.	271	200	201	199	222	230	254	265	269	269	277	287	286
Riverside P.S.	???	356	366	408	459	505	538	552	552	549	548	548	557
Total	652+	1001	1023	1065	1137	1200	1260	1286	1302	1327	1333	1360	1357

Scenario 1 Capital Needs

- New Riverside P.S. approximately 550 pupil places
- John Mahood P.S. approximately 6 classroom addition

School	Required pupil places	m ² /student*	\$/m ² Funded*	Capital Funding
Riverside P.S.	550	10.19	\$1847.53	\$10.35 M
John Mahood P.S.	138	10.33	\$1847.53	\$2.63 M
Total	688			\$12.98 M

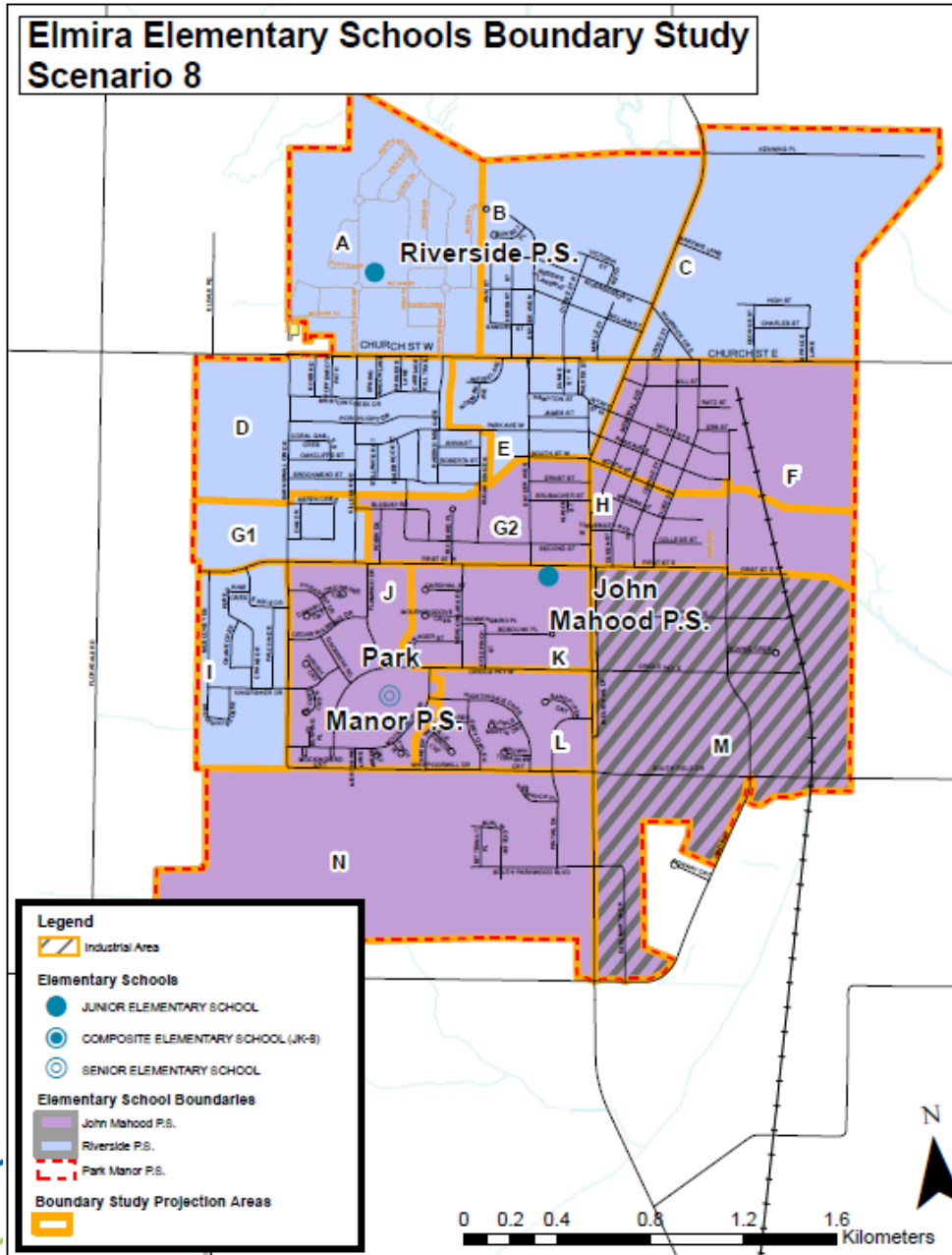
*From Ministry of Education Memorandum 2011:B6 “Revised Capital Funding Benchmarks”.



Draft Scenario Review and Costing

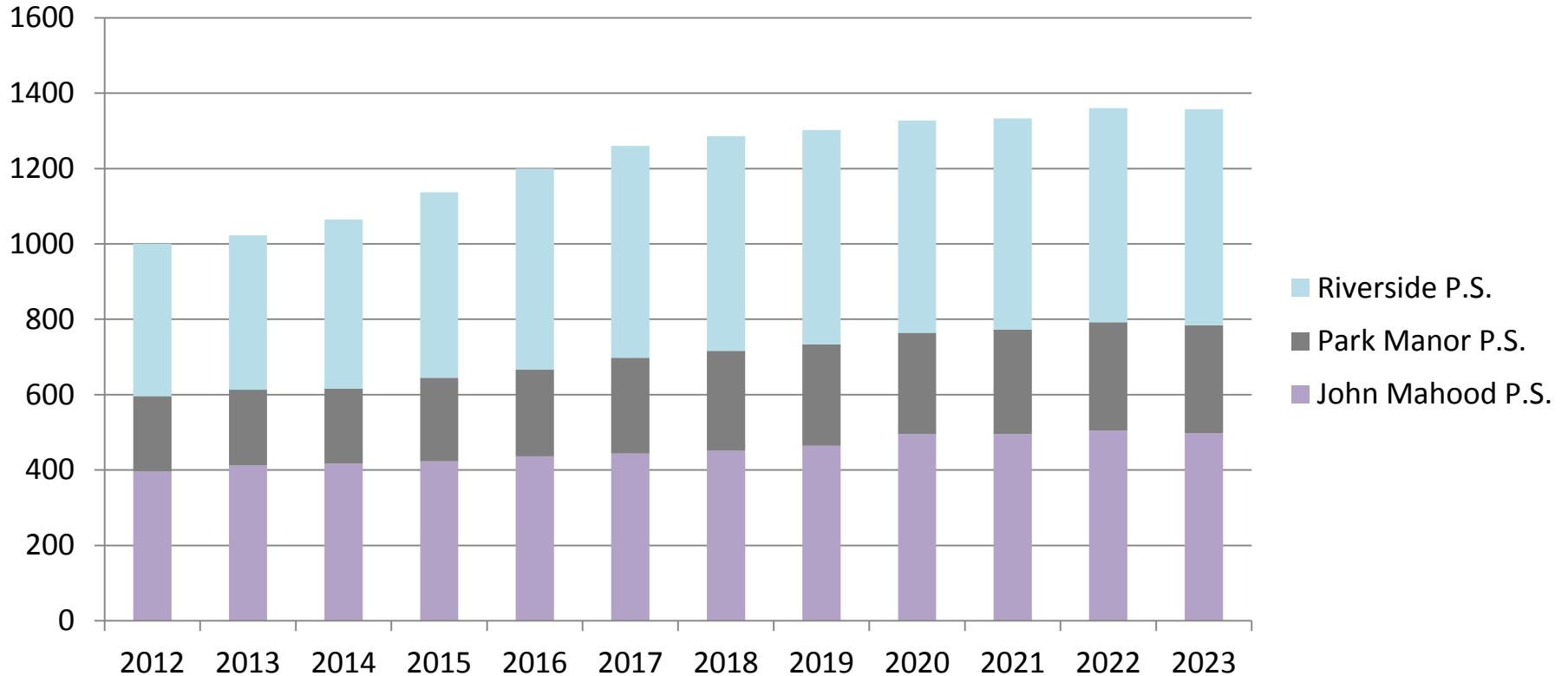
Scenario 8

- New Riverside PS constructed in Lunor subdivision.
- School organizations change to JK-6, 7-8.
- JK-6 Boundaries change to a SW to NE orientation
- Loss of Grade 6 reduces enrolment at Park Manor PS.



Draft Scenario Review and Costing

Elmira Elementary Schools Projected Enrolment: 2012-2023
Scenario 8



Scenario 8

School	Built Capacity	2012	2013	2014	2015	2016	2017	2018	2019	2020	2021	2022	2023
		Total	Total	Total	Total	Total	Total	Total	Total	Total	Total	Total	Total
John Mahood P.S.	381	396	412	417	423	436	444	451	464	495	495	505	498
Park Manor P.S.	271	200	201	199	222	230	254	265	269	269	277	287	286
Riverside P.S.	???	405	410	449	492	534	562	570	569	563	561	568	573
Total	652+	1001	1023	1065	1137	1200	1260	1286	1302	1327	1333	1360	1357

Scenario 8 Capital Needs

- New Riverside P.S. approximately 575 pupil places
- John Mahood P.S. approximately 5 classroom addition

School	Required pupil places	m ² /student*	\$/m ² Funded*	Capital Funding
Riverside P.S.	575	10.11	\$1847.53	\$10.74 M
John Mahood P.S.	115	10.38	\$1847.53	\$2.21 M
Total	690			\$12.95 M

*From Ministry of Education Memorandum 2011:B6 “Revised Capital Funding Benchmarks”.

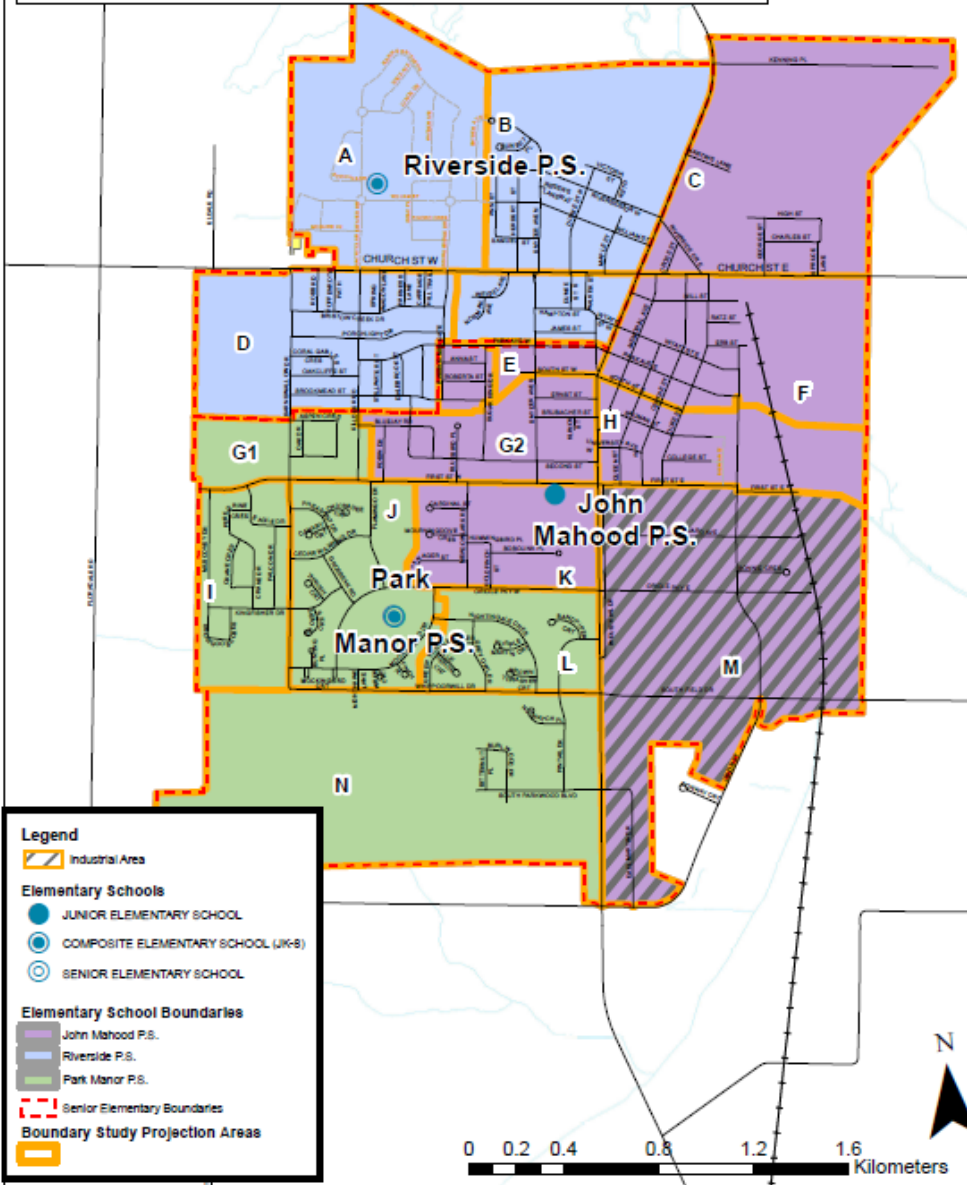


Draft Scenario Review and Costing

Elmira Elementary Schools Boundary Study Scenario 9

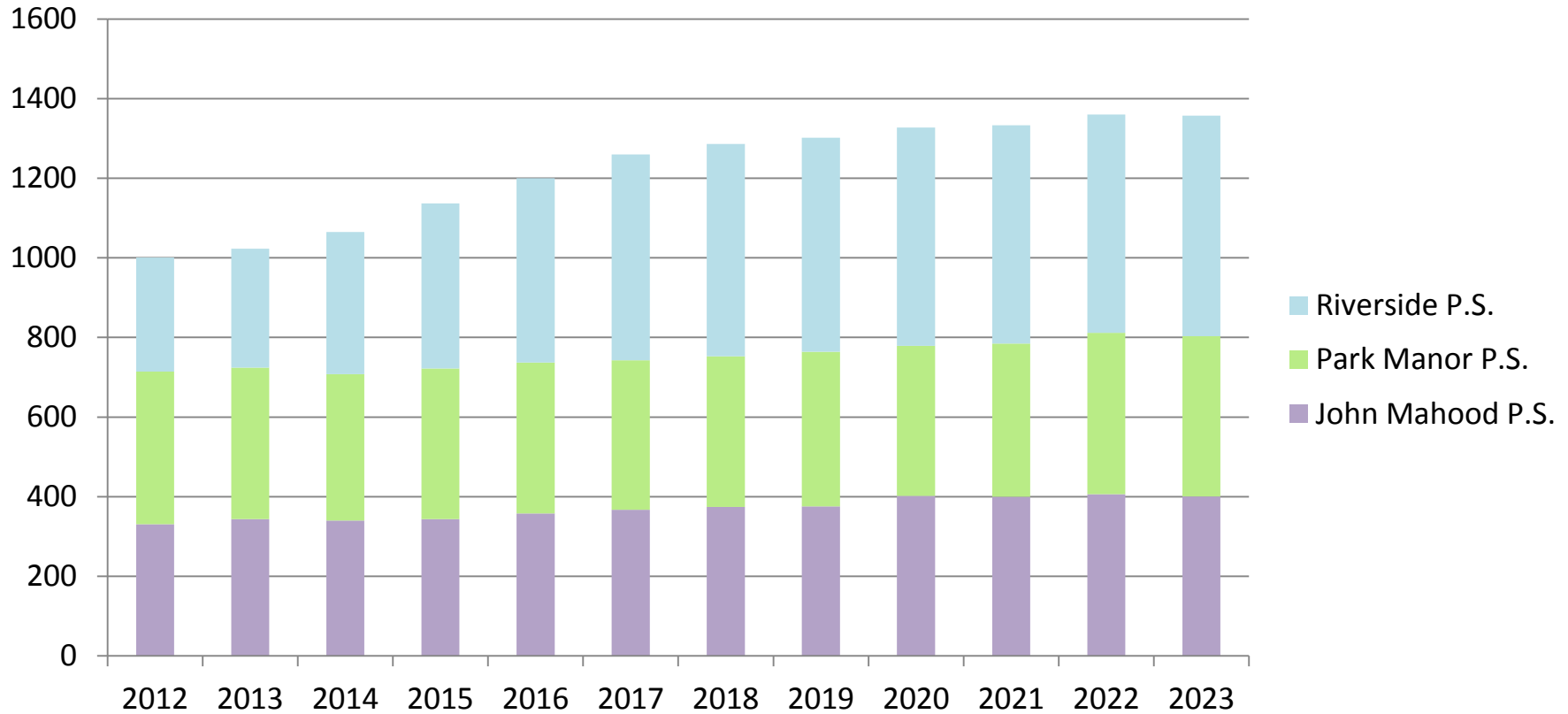
Scenario 9

- New Riverside PS constructed as JK-8. Provides areas C, F to John Mahood P.S.
- John Mahood P.S becomes JK-6 provides areas G1, I, J, L, N to Park Manor P.S.
- Park Manor P.S. becomes JK-8 receiving Gr. 6 feed from John Mahood P.S.



Draft Scenario Review and Costing

Elmira Elementary Schools Projected Enrolment: 2012-2023
Scenario 9



Scenario 9

School	Built Capacity	2012	2013	2014	2015	2016	2017	2018	2019	2020	2021	2022	2023
		Total	Total	Total	Total	Total	Total	Total	Total	Total	Total	Total	Total
John Mahood P.S.	381	331	344	340	344	358	367	374	376	402	400	406	401
Park Manor P.S.	271	383	380	368	378	379	376	379	388	377	385	406	402
Riverside P.S.	???	287	299	357	415	463	517	533	538	548	548	548	554
Total	652+	1001	1023	1065	1137	1200	1260	1286	1302	1327	1333	1360	1357

Scenario 9 Capital Needs

- New Riverside P.S. approximately 550 pupil places
- Park Manor P.S. approximately 6 classroom addition

School	Required pupil places	m ² /student*	\$/m ² Funded*	Capital Funding
Riverside P.S.	550	10.19	\$1847.53	\$10.35 M
Park Manor P.S.	138	10.55	\$1847.53	\$2.69 M
Total	688			\$13.04 M

*From Ministry of Education Memorandum 2011:B6 “Revised Capital Funding Benchmarks”.



Riverside P.S.

- Under all Scenarios accommodation of student population from current Riverside P.S. necessary until replacement can be constructed
- New Riverside P.S. estimated opening date September 2016
- Enrolment projections indicate that could need to accommodate 411 pupils JK-5 from current Riverside P.S.
- Could require 5 additional portables at Riverside P.S. (12 total) for 2015-2016 school year.



Riverside P.S. temporary accommodation options

Option	Description	Accommodation Needs	Opportunities	Challenges
Riverside P.S.	Riverside P.S. remains JK-5 until new Riverside P.S. built. Students accommodated in portables on site.	5 additional portables at Riverside P.S. (12 total)	Riverside P.S. community stays together	Riverside P.S. Infrastructure <ul style="list-style-type: none"> • Washrooms • Gym • Library • Outdoor play space
Lunor Subdivision directed to John Mahood until new facility constructed	Riverside P.S. remains JK-5 until new Riverside P.S. built. Lunor Subdivision directed to John Mahood until new school constructed	2 additional portables at Riverside P.S. 4 additional portables at John Mahood	Existing Riverside community stays together	Riverside P.S. Infrastructure <ul style="list-style-type: none"> • Washrooms • Gym • Library • Outdoor play space

Riverside P.S. temporary accommodation options (Cont.)

Option	Description	Accommodation Needs	Opportunities	Challenges
John Mahood P.S.	Temporarily relocate Riverside P.S. grades 4-5 (approx. 108 students) to John Mahood P.S. until new school built	7 existing portables remain at Riverside P.S. 5 additional portables at John Mahood P.S. (8 total)	<ul style="list-style-type: none"> Less pressure on current Riverside P.S. site and facility Riverside P.S. Gr 4,5 students integrated into existing Gr. 4,5 population 	Divide current Riverside community. Transition to new scenario more challenging (phase out RIV students from JMA)
Park Manor P.S.	Temporarily relocate Riverside P.S. grades 4-5 (approx. 108 students) to Park Manor P.S. until new school built	7 existing portables remain at Riverside P.S. 5 additional portables at Park Manor P.S. (10 total)	Less pressure on current Riverside P.S. site and facility	<ul style="list-style-type: none"> Divide current Riverside community. Transition to new scenario more challenging Riverside P.S. students only 4,5's on Park Manor site



Round table

Recent community Feedback received:

Themes

- Supportive of Scenarios (1, 8)
- Favour middle school concept
 - Community
 - Opportunities for students
 - Less change
 - Middle schools provide more daily physical activity time (and access to other specialized resources) to students.
- Better engagement of community in the process

Meeting Dates

- Working Group Meeting # 8 TBD (Sept. ?)
- Public Meeting # 2 TBD (Oct. ?)

