

Grand River South/Sunnyside

**Elementary Schools Pupil
Accommodation Review**

Accommodation Review Committee Meeting #10

Sept 28, 2010

Sunnyside P.S. Library 4:30 – 6:00 pm



**Waterloo Region
District School Board**

Agenda

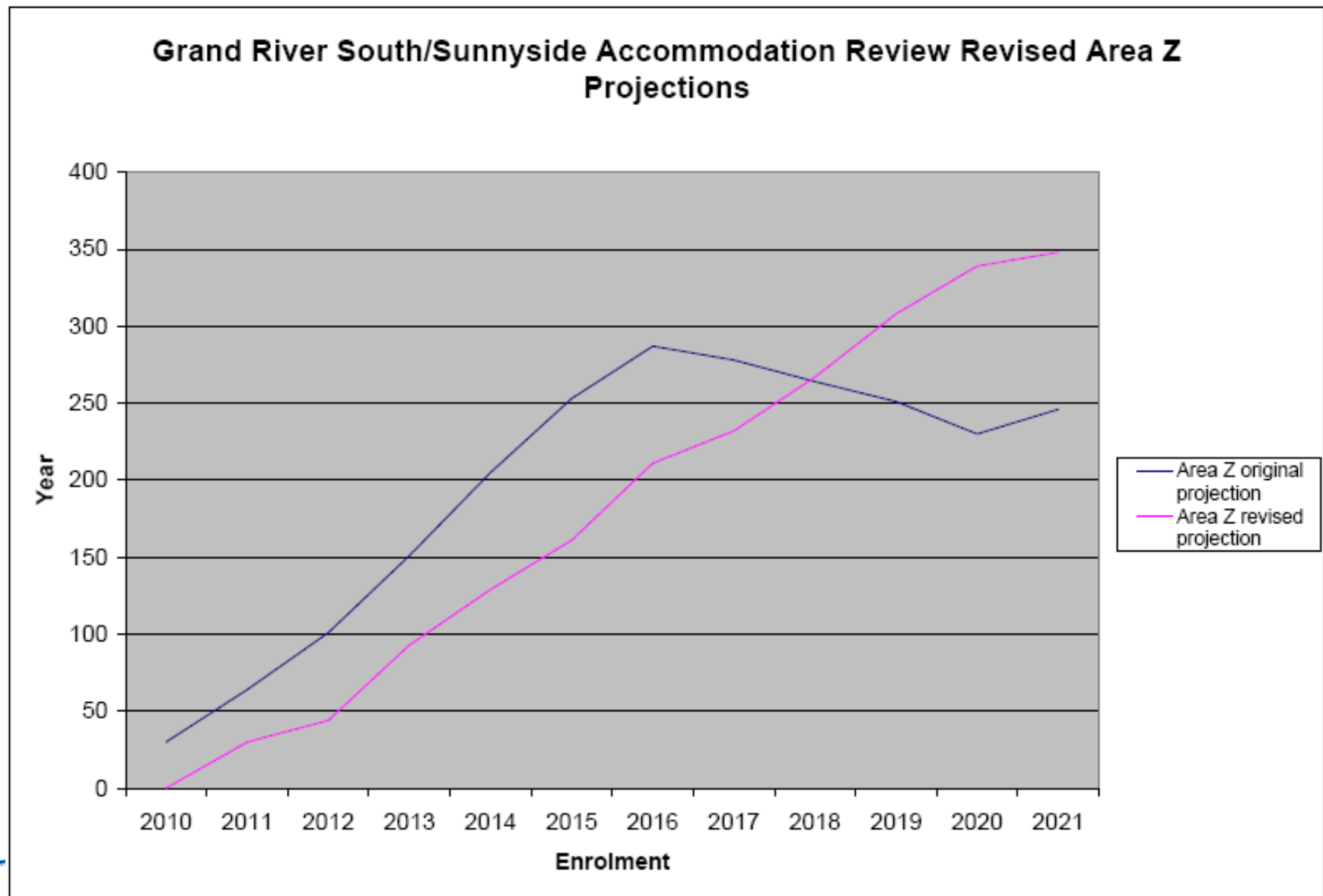
- 1. Welcome/Introductions**
- 2. ARC Meeting # 9 – Draft Minutes Approval**
- 3. Finalize Review Objectives**
- 4. School Information Profiles**
- 5. Scenarios**
Update
New
- 6. Round Table**
- 7. Future Meeting Dates:**
Joint ARC meeting date – To be determined



Draft Objectives (Final?)

- Provide current and future students in the review area with equitable program opportunities to ensure their success by:
 - Having regard for Board Policy 3002 - Elementary School Size and Configuration
 - Reviewing elementary school organizations (i.e. JK-6, 7-8, JK-8)
 - Recognizing the distribution of Special Education, French Immersion and English as a Second Language programs
- Make the best use of Capital and Operating resources by:
 - Maximizing the number of students within walking distance to school.
 - Maximizing the number of students in permanent accommodation
 - Eliminating, where practical, underutilized space and introduce new facility
 - Identifying facility requirements for new mandates (i.e. AODA, FDK)
 - Improving retained facilities (i.e. site, layout, security, access, facility)
- Develop a solution that is long-term (approximately 10 years) by:
 - Creating more consistent feeds between the secondary and senior elementary program
 - Addressing future development plans and demographic shifts
 - Minimizing the number of student transitions where changes are proposed

Scenario Update – Revised projections

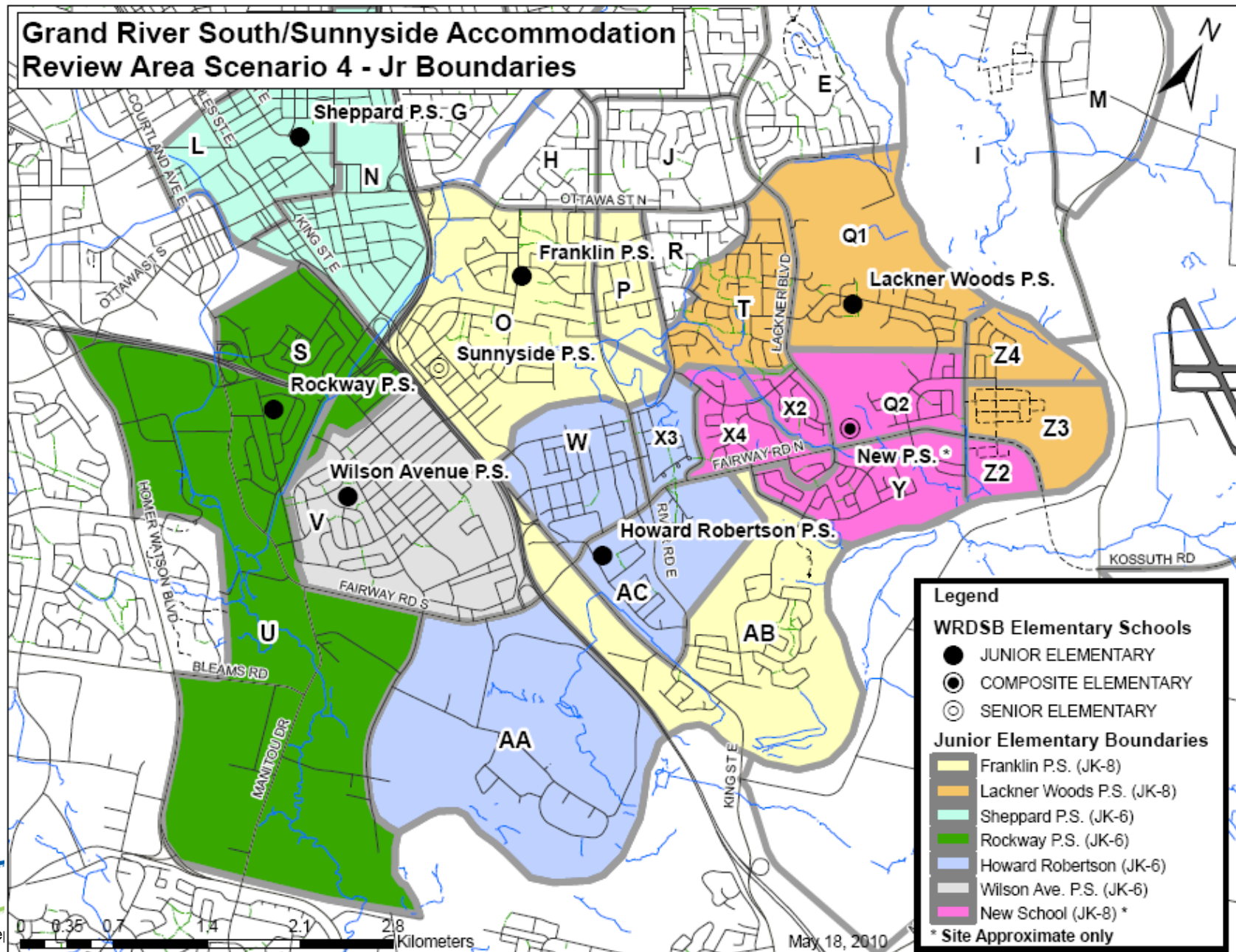


Sept 28, 2010

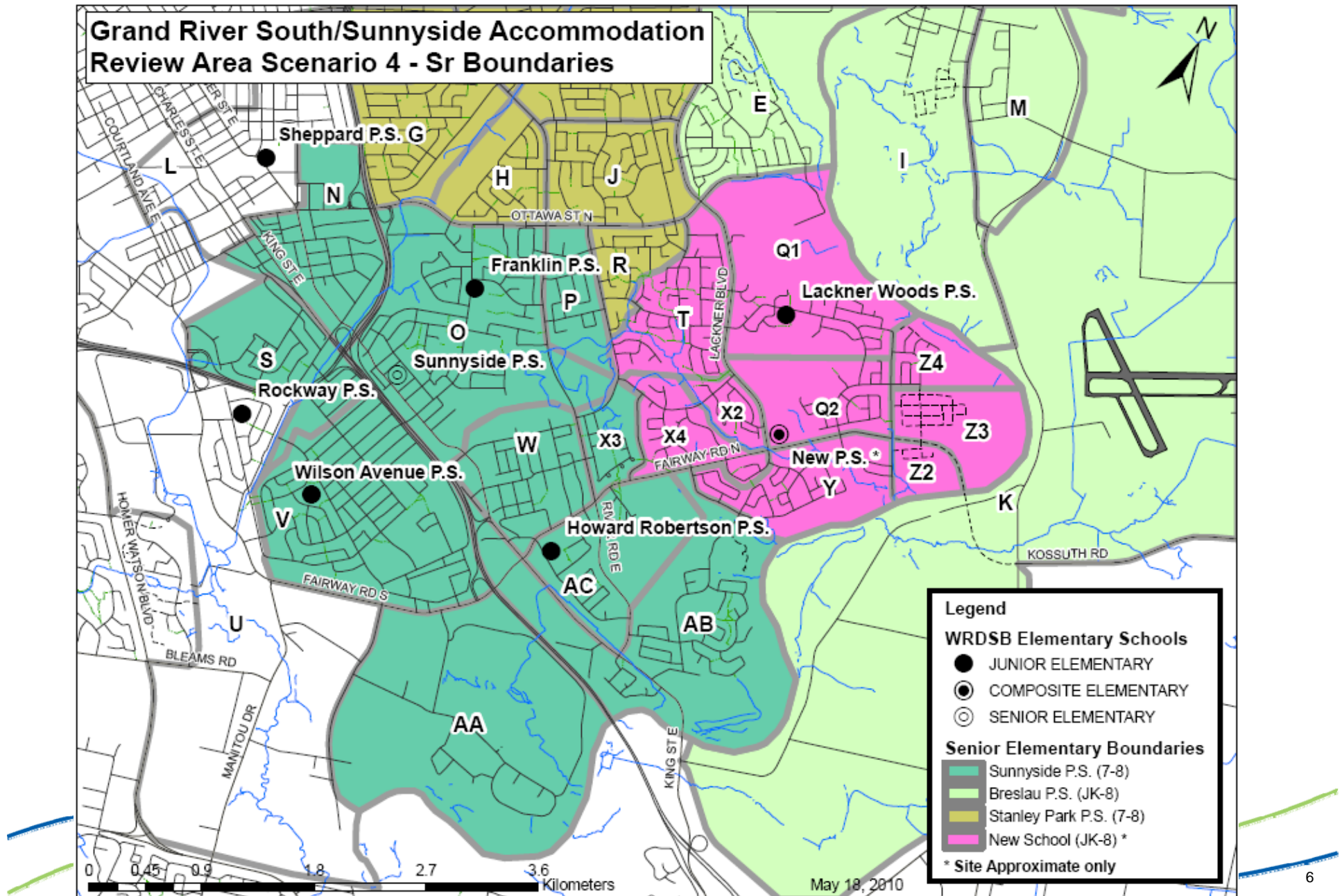


Waterloo Region
District School Board

Scenario Update – Scenario 4



Scenario Update – Scenario 4



Scenario Update – Scenario 4

Description

- Additional JK-8 accommodation constructed in the Lackner Blvd./Fairway Rd. Area. Receives Areas Y , and Z2 from Sheppard P.S., and Areas Q2, X2, and X4 from Lackner Woods P.S.
- Lackner Woods P.S. receives Areas Z3 and Z4 from Sheppard P.S.
- Howard Robertson P.S. receives Area X3 from Lackner Woods P.S.
- New JK-8 facility provides the Sr. 7-8 program for its own catchment as well as Lackner Woods P.S.
- Sunnyside P.S. remains open but gives up Areas T, Q1, Q2, X2, X4, Y, Z2, Z3, and Z4 to the new school for the 7-8 program.

School	Built Capacity	2012				2016			2021		
		Total	FTE	%	SR	Total	%	SR	Total	%	SR
Lackner Woods P.S.	368	268	233	73		382	104		428	116	
Franklin P.S.	582	574	514	99		559	96		542	93	
Sheppard P.S.	429	310	280	72		281	66		273	64	
Howard Robertson P.S.	526	456	392	87		477	91		509	97	
Sunnyside P.S.	423	380	380	90	380	383	91	383	373	88	373
Wilson Ave. P.S.	428	435	384	102		436	102		439	103	
Rockway P.S.	254	233	204	92		246	97		246	97	
New School	???	581	527		145	703		188	695		255
Total	3010	3237	2912		525	3467		571	3505		628

% refers to percentage capacity (Total bodies/capacity)

SR refers to total enrolment of the senior elementary program (7-8)



Waterloo Region
District School Board

Scenario Update – Scenario 4

previous

School	Built Capacity	2012				2016			2021		
		Total	FTE	%	SR	Total	%	SR	Total	%	SR
Lackner Woods P.S.	368	322	277	88		453	123		352	96	
Franklin P.S.	582	574	514	99		559	96		542	93	
Sheppard P.S.	429	310	280	72		281	66		273	64	
Howard Robertson P.S.	526	456	392	87		477	91		509	97	
Sunnyside P.S.	423	380	380	90	380	383	91	383	373	88	373
Wilson Ave. P.S.	428	435	384	102		436	102		439	103	
Rockway P.S.	254	233	204	92		246	97		246	97	
New School	???	589	535		153	684		184	644		225
Total	3010	3299	2964		533	3519		567	3378		598

% refers to percentage capacity (Total bodies/capacity)

SR refers to total enrolment of the senior elementary program (7-8)

updated

School	Built Capacity	2012				2016			2021		
		Total	FTE	%	SR	Total	%	SR	Total	%	SR
Lackner Woods P.S.	368	268	233	73		382	104		428	116	
Franklin P.S.	582	574	514	99		559	96		542	93	
Sheppard P.S.	429	310	280	72		281	66		273	64	
Howard Robertson P.S.	526	456	392	87		477	91		509	97	
Sunnyside P.S.	423	380	380	90	380	383	91	383	373	88	373
Wilson Ave. P.S.	428	435	384	102		436	102		439	103	
Rockway P.S.	254	233	204	92		246	97		246	97	
New School	???	581	527		145	703		188	695		255
Total	3010	3237	2912		525	3467		571	3505		628

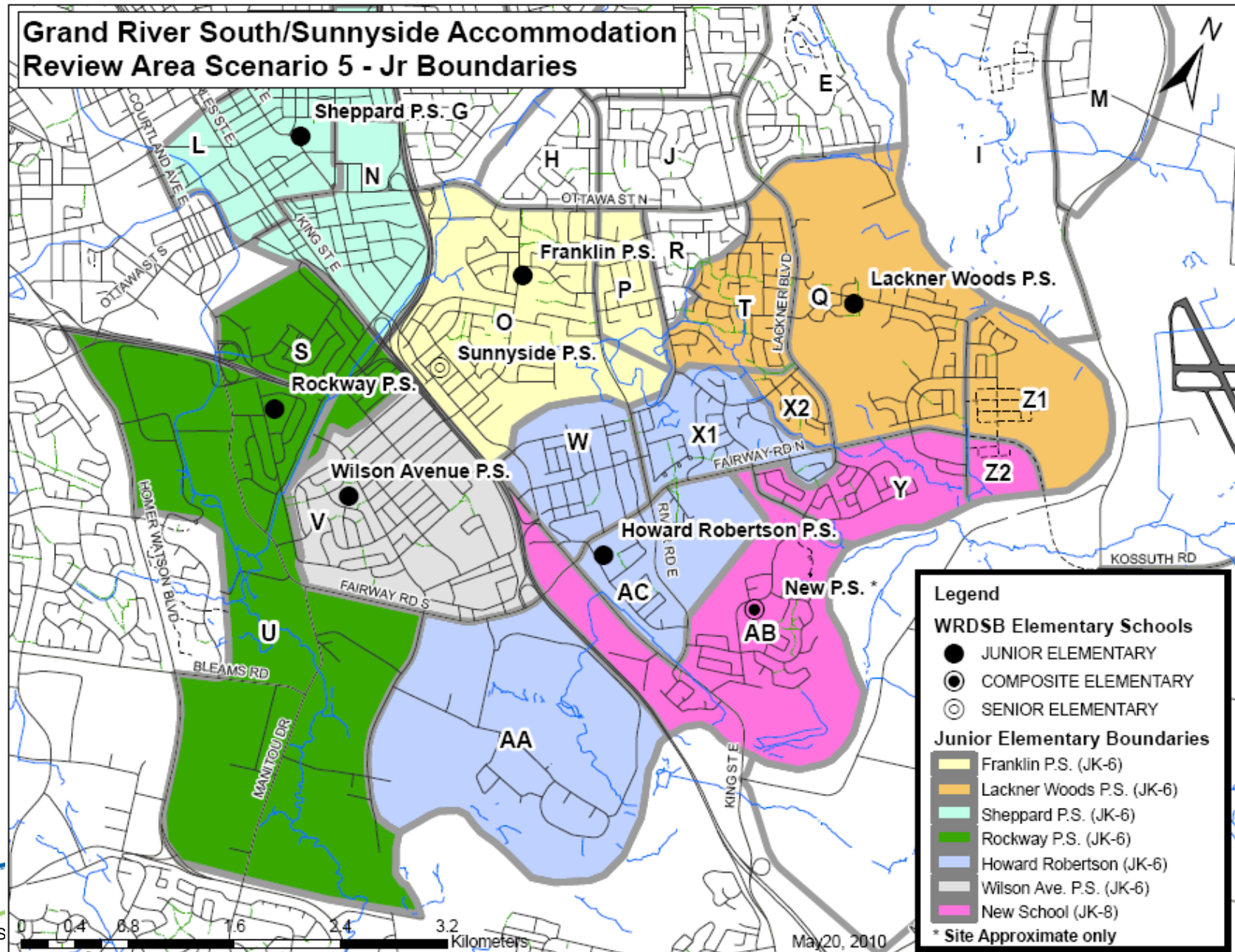
% refers to percentage capacity (Total bodies/capacity)

SR refers to total enrolment of the senior elementary program (7-8)

Scenario Update – Scenario 4

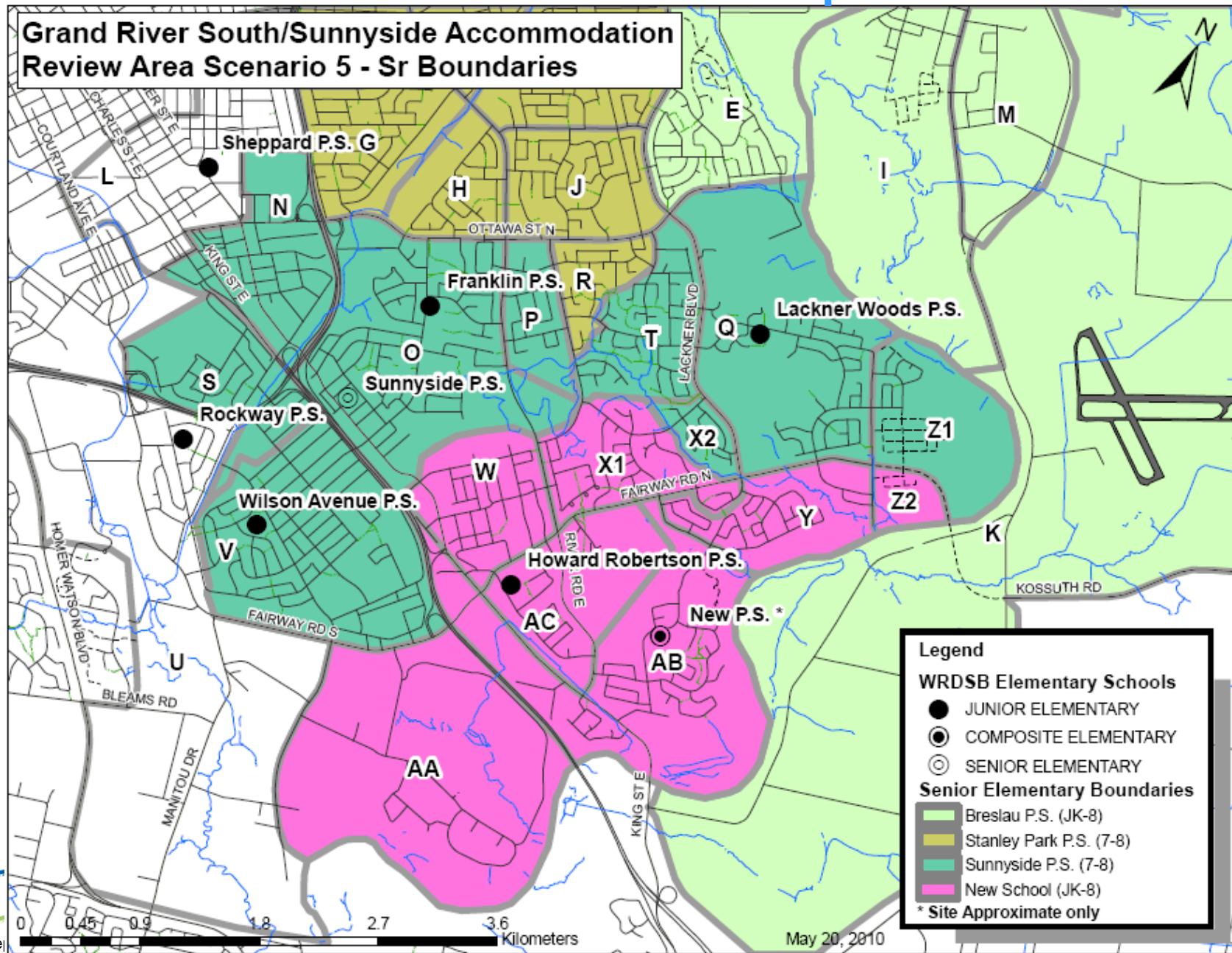
Does Well	Not so Well
New school; junior/senior balance and size is okay, 7/8 numbers are good.	Concern from current Lackner Woods X3 area moving to Howard Robertson; safety of crossing Fairway Road.
Tighter more logical boundaries; better match to existing secondary; better community identification for new areas along Fairway Road extension.	Site issues: <ul style="list-style-type: none"> •may be challenge to acquire •commercial and traffic land uses •City's planning status and intentions; zoning
Balance of Sunnyside feeder schools have minimal change (except X3).	Impact on Sheppard school; organization okay, but building underutilized.
Better relief for Lackner Woods.	Rockway – small organization and facility.
Better use of existing (and recently added) capacity: <ul style="list-style-type: none"> •Sunnyside has higher 7/8 numbers •Franklin capacity better utilized 	
Site has access to public woodlots, trails.	
Strategically better long-term location for student draw and continuity.	

Scenario Update – Scenario 5



Scenario Update – Scenario 5

Grand River South/Sunnyside Accommodation Review Area Scenario 5 - Sr Boundaries



Scenario Update – Scenario 5

Description

- Additional JK-8 accommodation constructed in Morrison Rd. Area . Receives Area Y , and Area Z2 from Sheppard P.S., and Area AB from Franklin P.S.
- Lackner Woods P.S. receives Area Z1 from Sheppard P.S.
- Howard Robertson P.S. receives Area X1 from Lackner Woods P.S.
- New JK-8 provides the Sr. 7-8 program for its own catchment as well as Howard Robertson P.S.
- Sunnyside P.S. continues to provide the Sr. 7-8 program for Wilson Ave., Franklin, Lackner Woods and portions of Rockway and Sheppard public schools. Receives Areas P and T from Stanley Park eliminating the split feeds from Franklin P.S. and Lackner Woods P.S.

School	Built Capacity	2012				2016			2021		
		Total	FTE	%	SR	Total	%	SR	Total	%	SR
Lackner Woods P.S.	368	445	388	121		577	157		606	165	
Franklin P.S.	582	443	398	76		436	75		433	74	
Sheppard P.S.	429	310	280	72		281	66		273	64	
Howard Robertson P.S.	526	566	489	108		580	110		608	116	
Sunnyside P.S.	423	325	325	77	325	353	83	353	403	95	403
Wilson Ave. P.S.	428	435	384	102		436	102		439	103	
Rockway P.S.	254	233	204	92		246	97		246	97	
New School	???	489	454		203	579		223	526		230
Total	3010	3246	2921		528	3488		576	3534		633

% refers to percentage capacity (Total bodies/capacity)

SR refers to total enrolment of the senior elementary program (7-8)



Waterloo Region
District School Board

Scenario Update – Scenario 5

previous

School	Built Capacity	2012				2016			2021		
		Total	FTE	%	SR	Total	%	SR	Total	%	SR
Lackner Woods P.S.	368	499	432	136		648	176		530	144	
Franklin P.S.	582	443	398	76		436	75		433	74	
Sheppard P.S.	429	310	280	72		281	66		273	64	
Howard Robertson P.S.	526	566	489	108		580	110		608	116	
Sunnyside P.S.	423	333	333	79	333	375	89	375	404	96	404
Wilson Ave. P.S.	428	435	384	102		436	102		439	103	
Rockway P.S.	254	233	204	92		246	97		246	97	
New School	???	489	454		203	562		221	505		230
Total	3010	3308	2973		536	3564		596	3438		634

% refers to percentage capacity (Total bodies/capacity)

SR refers to total enrolment of the senior elementary program (7-8)

updated

School	Built Capacity	2012				2016			2021		
		Total	FTE	%	SR	Total	%	SR	Total	%	SR
Lackner Woods P.S.	368	445	388	121		577	157		606	165	
Franklin P.S.	582	443	398	76		436	75		433	74	
Sheppard P.S.	429	310	280	72		281	66		273	64	
Howard Robertson P.S.	526	566	489	108		580	110		608	116	
Sunnyside P.S.	423	325	325	77	325	353	83	353	403	95	403
Wilson Ave. P.S.	428	435	384	102		436	102		439	103	
Rockway P.S.	254	233	204	92		246	97		246	97	
New School	???	489	454		203	579		223	526		230
Total	3010	3246	2921		528	3488		576	3534		633

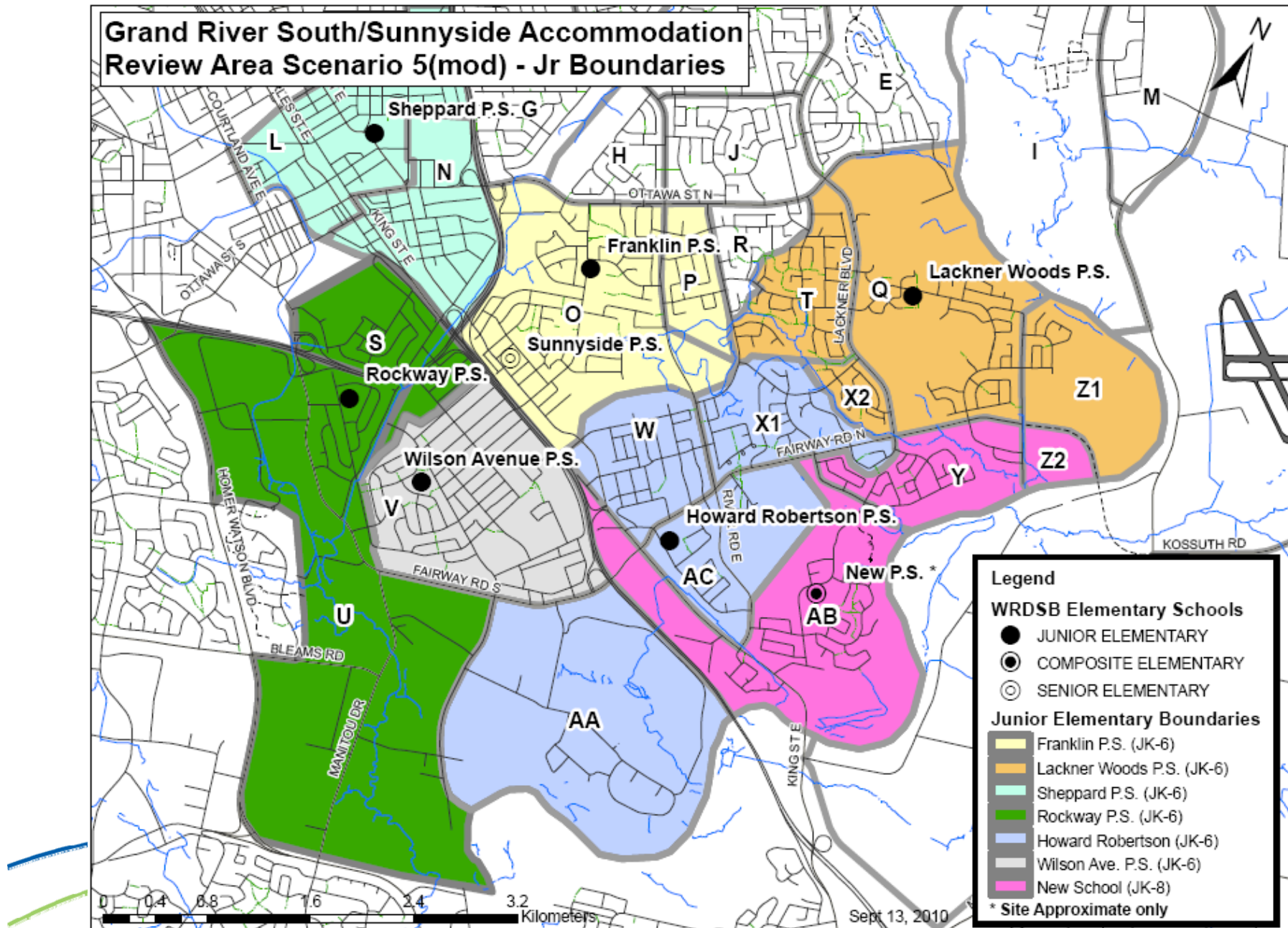
% refers to percentage capacity (Total bodies/capacity)

SR refers to total enrolment of the senior elementary program (7-8)

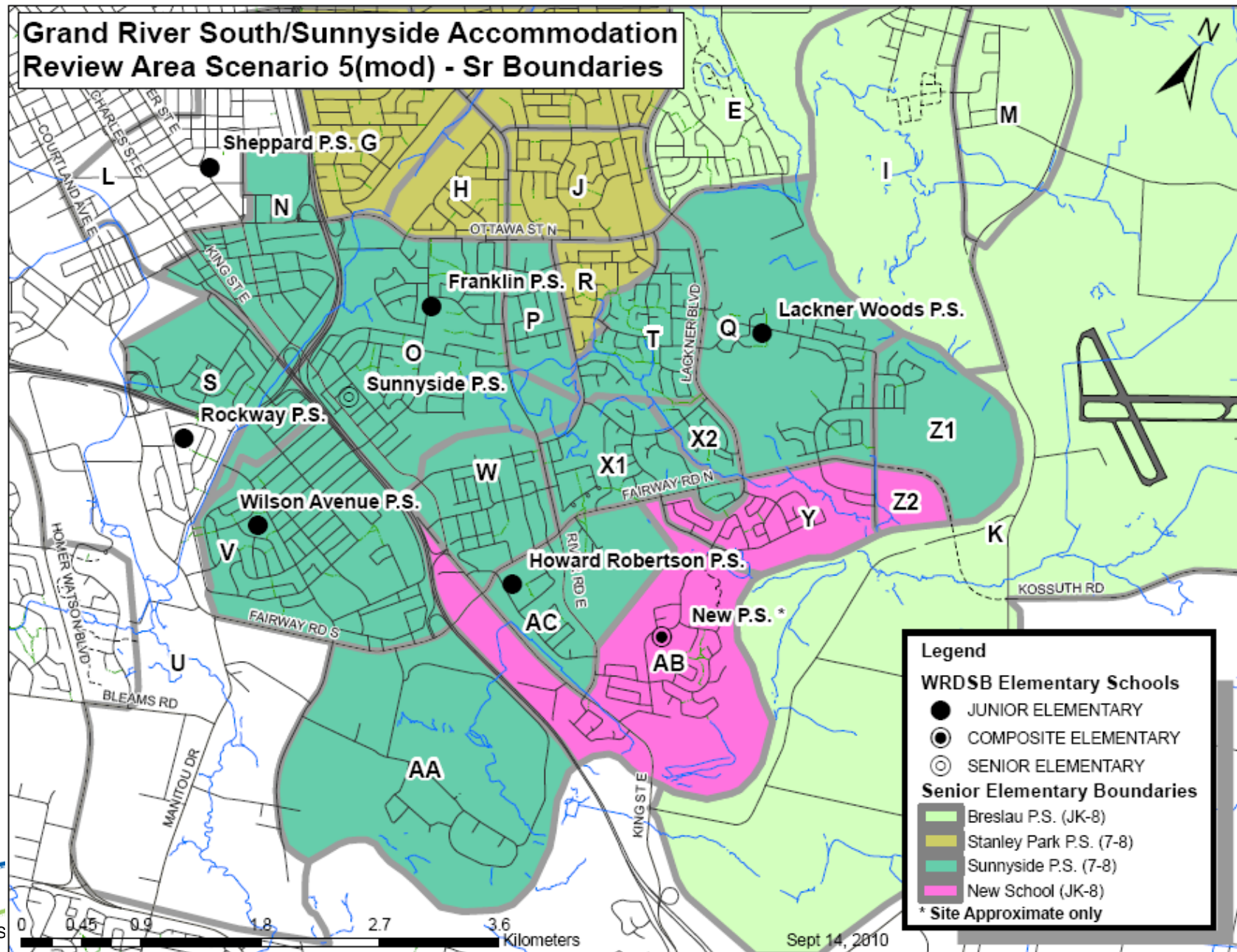
Scenario Review – Scenario 5

Does Well	Not so Well
7/8 numbers work at new school and at Sunnyside; balance of junior to intermediate is okay at JK-8 school.	Lackner Woods numbers still too high.
Sunnyside – within built capacity and okay numbers for the 7/8 program.	Moving students from (recently renovated Franklin P.S. existing capacity) to new building.
Morrison Road site is available and zoned appropriately.	Elongated E-W boundary; not great for community identity nor transportation. Lose students in new development to WCDSB?
Better compliance to existing city planning.	Impact on Franklin FI (as Chicopee neighbourhood has higher percentage of FI enrolment) and loss of transportation for FI to Franklin. May ultimately negatively affect enrolment/organization at Franklin even more.
	Impact on Sheppard; school organization okay; but building is underutilized.
	Rockway – small organization and facility.
	Morrison Rd. site not in area of highest concentration of students.
	No alignment with secondary boundaries.

Scenario Update – Scenario 5 (mod)



Scenario Update – Scenario 5 (mod)



Scenario Update – Scenario 5 (mod)

Description

- Additional JK-8 accommodation constructed in Morrison Rd. Area . Receives Area Y , and Area Z2 from Sheppard P.S., and Area AB from Franklin P.S.
- Lackner Woods P.S. receives Area Z1 from Sheppard P.S.
- Howard Robertson P.S. receives Area X1 from Lackner Woods P.S.
- New JK-8 provides the Sr. 7-8 program for its own catchment as well as Howard Robertson P.S.
- Sunnyside P.S. continues to provide the Sr. 7-8 program for Wilson Ave., Franklin, Lackner Woods, Howard Robertson and portions of Rockway, and Sheppard public schools. Receives Areas P and T from Stanley Park eliminating the split feeds from Franklin P.S. and Lackner Woods P.S.

School	Built Capacity	2012				2016			2021		
		Total	FTE	%	SR	Total	%	SR	Total	%	SR
Lackner Woods P.S.	368	445	388	121		577	157		606	165	
Franklin P.S.	582	443	398	76		436	75		433	74	
Sheppard P.S.	429	310	280	72		281	66		273	64	
Howard Robertson P.S.	526	566	489	108		580	110		608	116	
Sunnyside P.S.	423	466	466	110	466	502	119	502	548	130	548
Wilson Ave. P.S.	428	435	384	102		436	102		439	103	
Rockway P.S.	254	233	204	92		246	97		246	97	
New School	???	344	309		58	426		70	378		82
Total	3010	3242	2917		524	3484		572	3531		630

% refers to percentage capacity (Total bodies/capacity)

SR refers to total enrolment of the senior elementary program (7-8)

Sept 28, 2010



District School Board

Scenario Update – Scenario 5 (mod)

previous

School	Built Capacity	2012				2016			2021		
		Total	FTE	%	SR	Total	%	SR	Total	%	SR
Lackner Woods P.S.	368	499	432	136		648	176		530	144	
Franklin P.S.	582	443	398	76		436	75		433	74	
Sheppard P.S.	429	310	280	72		281	66		273	64	
Howard Robertson P.S.	526	566	489	108		580	110		608	116	
Sunnyside P.S.	423	471	471	111	471	520	123	520	549	130	549
Wilson Ave. P.S.	428	435	384	102		436	102		439	103	
Rockway P.S.	254	233	204	92		246	97		246	97	
New School	???	351	316		65	417		76	360		85
Total	3010	3308	2973		536	3564		596	3438		634

% refers to percentage capacity (Total bodies/capacity)

SR refers to total enrolment of the senior elementary program (7-8)

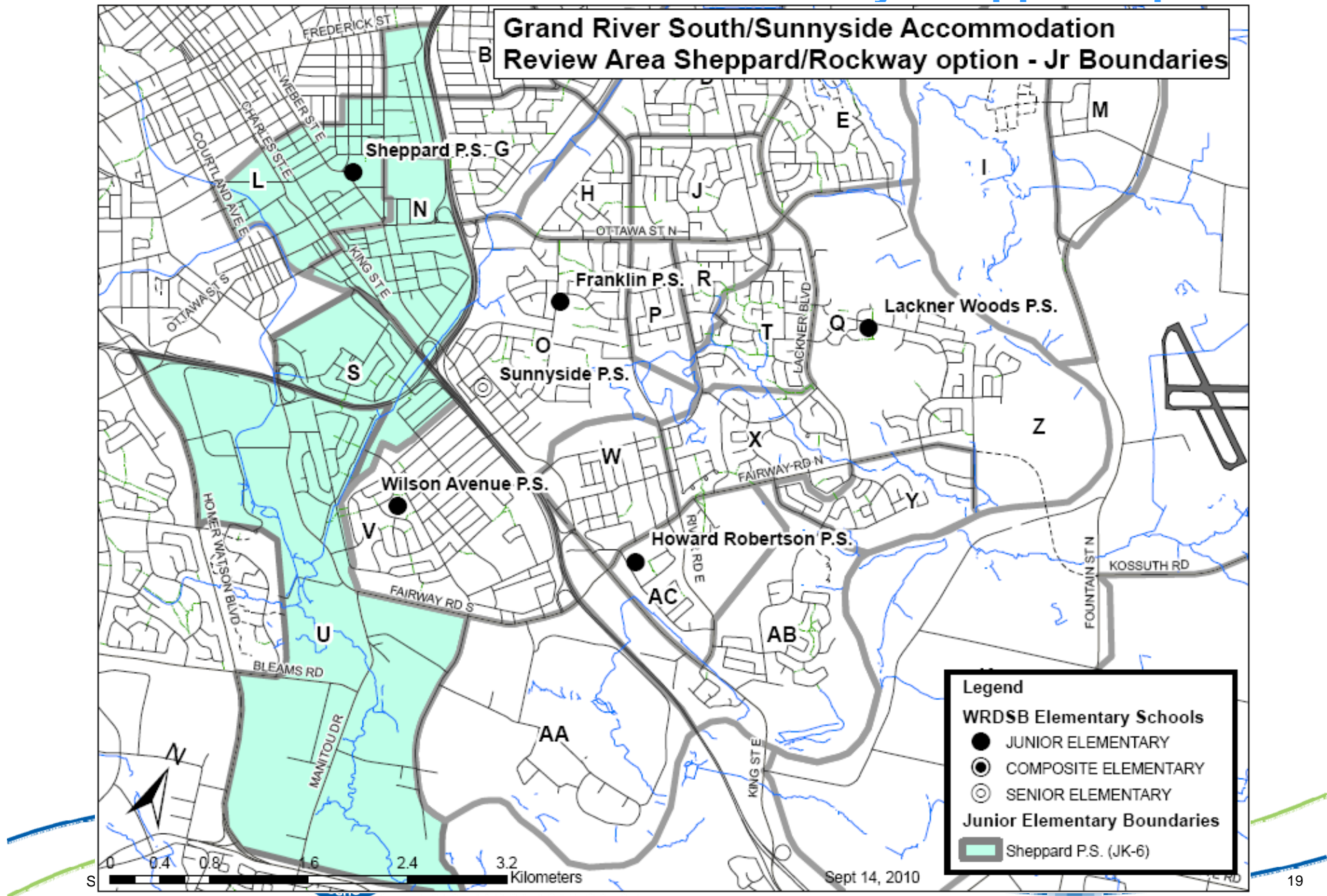
updated

School	Built Capacity	2012				2016			2021		
		Total	FTE	%	SR	Total	%	SR	Total	%	SR
Lackner Woods P.S.	368	445	388	121		577	157		606	165	
Franklin P.S.	582	443	398	76		436	75		433	74	
Sheppard P.S.	429	310	280	72		281	66		273	64	
Howard Robertson P.S.	526	566	489	108		580	110		608	116	
Sunnyside P.S.	423	466	466	110	466	502	119	502	548	130	548
Wilson Ave. P.S.	428	435	384	102		436	102		439	103	
Rockway P.S.	254	233	204	92		246	97		246	97	
New School	???	344	309		58	426		70	378		82
Total	3010	3242	2917		524	3484		572	3531		630

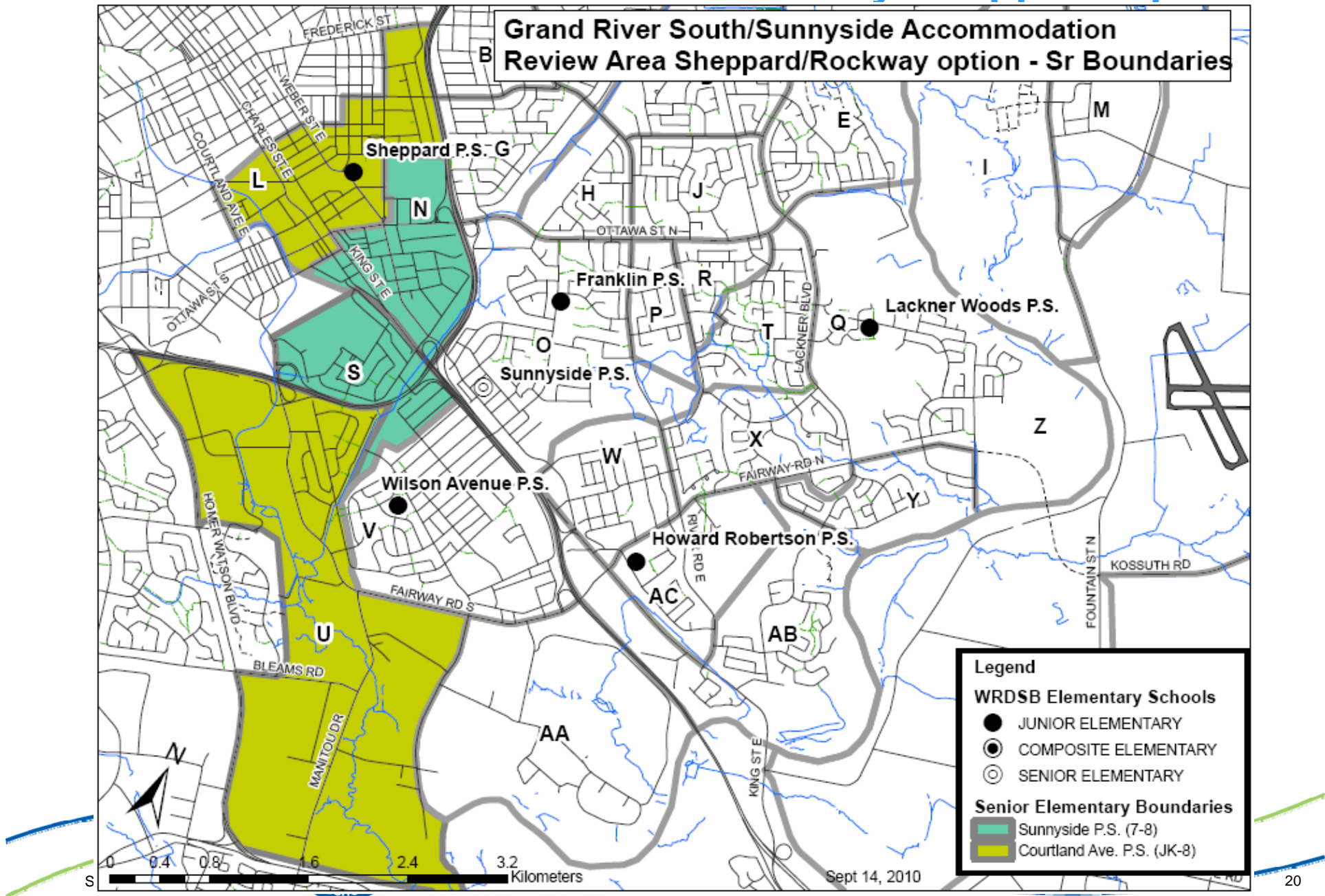
% refers to percentage capacity (Total bodies/capacity)

SR refers to total enrolment of the senior elementary program (7-8)

Scenario Review – Rockway/Sheppard option



Scenario Review – Rockway/Sheppard option



Scenario Review – Rockway/Sheppard option

Description

- Rockway P.S. closes, students attend Sheppard P.S.
- No change from current JK-6 feed to 7-8 facility
- Addition/renovations required at Sheppard P.S.

School	Built Capacity	2012				2016			2021		
		Total	FTE	%	SR	Total	%	SR	Total	%	SR
Sheppard P.S.	429	518	462	121		495	115		487	114	
Rockway P.S.	254	Closed									
Total	429	518	462		0	495		0	487		0

% refers to percentage capacity (Total bodies/capacity)

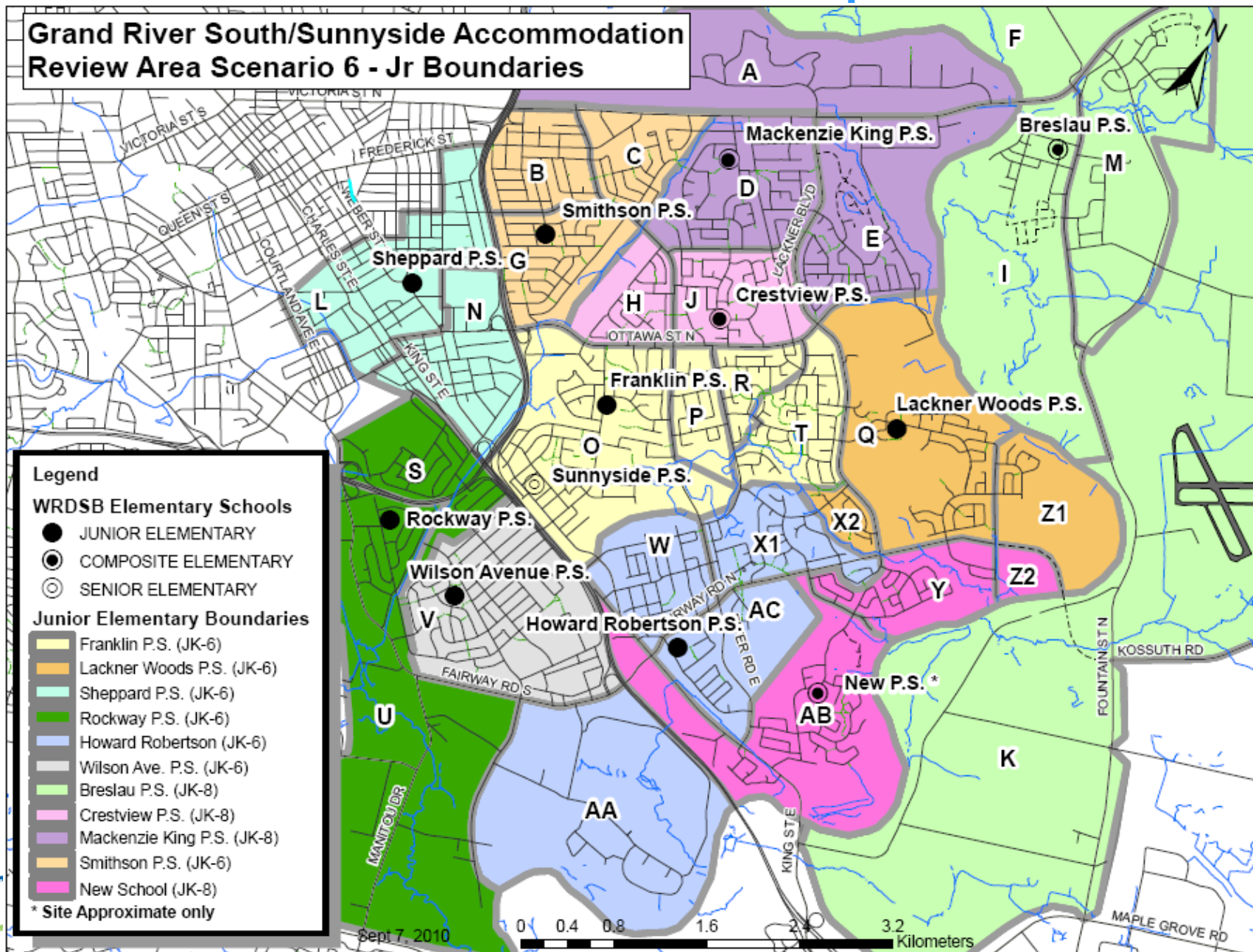
SR refers to total enrolment of the senior elementary program (7-8)

Scenario Review – Rockway/Sheppard option

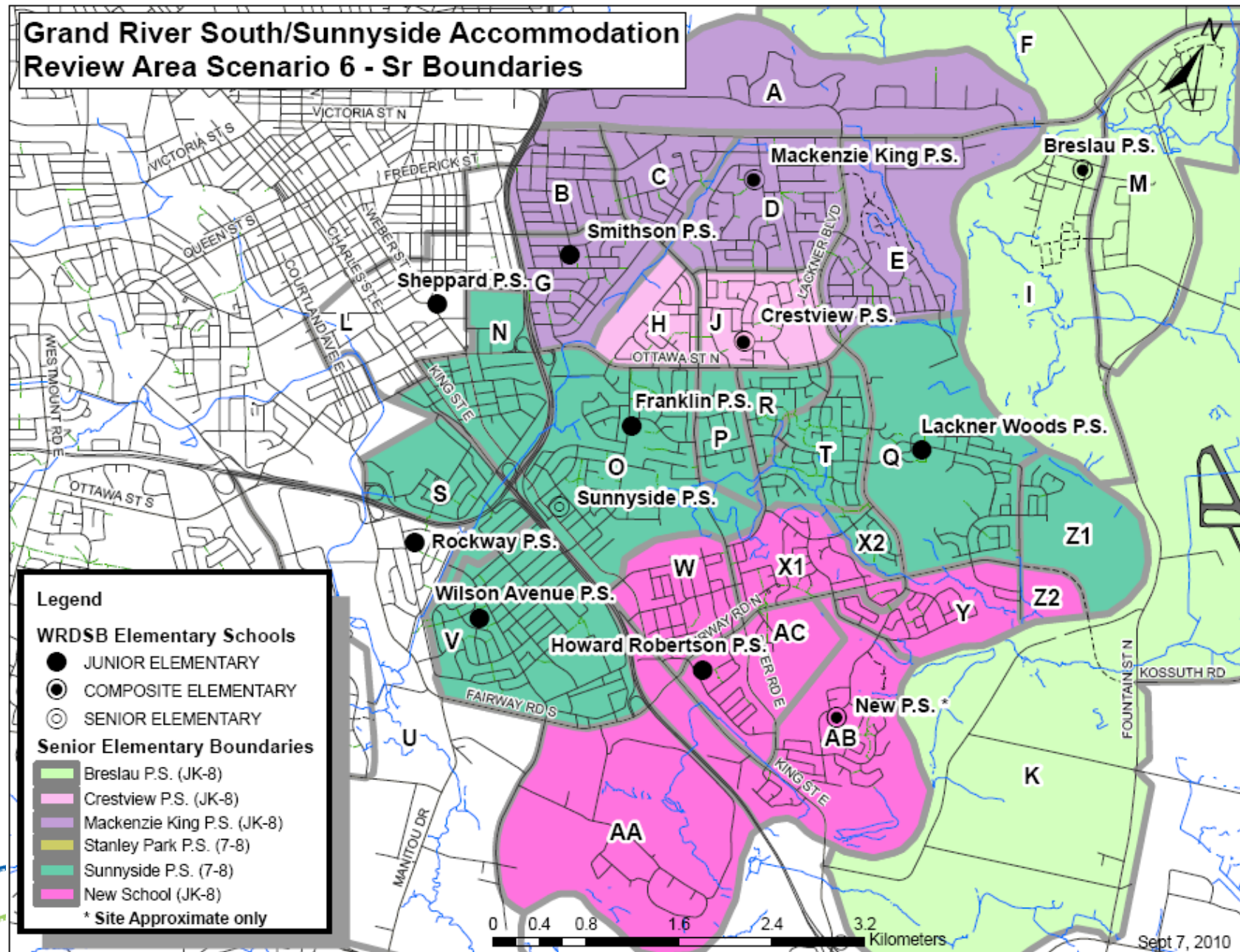
Does Well	Not so Well
Utilizes Sheppard's capacity; larger originally	Loss of presence in that specific neighbourhood; current boundary is partly artificial
Closes small organization	Adds transportation
Capital dollars recouped from sale of surplus site	Capital dollars required for addition at Sheppard P.S. (incl.accessibility)

Scenario Update – Scenario 6

Grand River South/Sunnyside Accommodation Review Area Scenario 6 - Jr Boundaries



Scenario Update – Scenario 6



Scenario Update – Scenario 6

Description

- Additional JK-8 accommodation constructed in Morrison Rd. Area . Receives Area Y , and Area Z2 from Sheppard P.S., and Area AB from Franklin P.S.
- Lackner Woods P.S. receives Area Z1 from Sheppard P.S.
- Howard Robertson P.S. receives Area X1 from Lackner Woods P.S.
- Franklin receives Area T from Lackner Woods P.S. and Area R from Crestview P.S.
- New JK-8 provides the Sr. 7-8 program for its own catchment as well as Howard Robertson P.S.
- Sunnyside P.S. continues to provide the Sr. 7-8 program for Wilson Ave., Franklin, Lackner Woods and portions of Rockway and Sheppard public schools. Receives Areas P, T and R from Stanley Park eliminating the split feeds from Franklin P.S. and Lackner Woods P.S. Ottawa St. becomes the boundary between Stanley Park P.S. and Sunnyside P.S.
- Stanley Park P.S. closes
- Smithson P.S receives Area C from Mackenzie King P.S. and feeds Mackenzie King P.S. for 7-8
- Mackenzie King P.S. receives area E from Breslau P.S. and becomes JK-8
- Crestview becomes JK-8 keeping it's own Gr. 6's for the 7-8 program

Scenario Update – Scenario 6

previous

School	Built Capacity	2012				2016			2021		
		Total	FTE	%	SR	Total	%	SR	Total	%	SR
Breslau P.S.	325	362	325	111	61	461	142	99	414	127	113
Mackenzie King P.S.	199	450	413	226	156	497	250	135	498	250	158
Smithson P.S.	299	259	231	87		255	85		247	82.6	
Crestview P.S.	507	549	501	108	199	549	108	166	587	116	187
Stanley Park P.S.	444	Closed									
Lackner Woods P.S.	368	406	348	110		557	151		436	118	
Franklin P.S.	582	588	526	101		588	101		587	101	
Sheppard P.S.	429	310	280	72		281	66		273	64	
Howard Robertson P.S.	526	566	489	108		581	110		610	116	
Sunnyside P.S.	423	348	348	82	333	386	91	375	422	100	404
Wilson Ave. P.S.	428	435	384	102		436	102		439	103	
Rockway P.S.	254	233	204	92		246	97		246	97	
New School	???	489	454		203	562		221	505		230
Total	4340	4995	4502		952	5399		996	5264		1092

% refers to percentage capacity (Total bodies/capacity)

SR refers to total enrolment of the senior elementary program (7-8)



Waterloo Region
District School Board

Sept 28, 2010

26

Scenario Update – Scenario 6

updated

School	Built Capacity	2012				2016			2021		
		Total	FTE	%	SR	Total	%	SR	Total	%	SR
Breslau P.S.	325	362	325	111	61	461	142	99	414	127	113
Mackenzie King P.S.	199	450	413	226	156	497	250	135	498	250	158
Smithson P.S.	299	259	231	87		255	85		247	82.6	
Crestview P.S.	507	549	501	108	199	549	108	166	587	116	187
Stanley Park P.S.	444	Closed									
Lackner Woods P.S.	368	352	304	96		486	132		512	139	
Franklin P.S.	582	588	526	101		588	101		587	101	
Sheppard P.S.	429	310	280	72		281	66		273	64	
Howard Robertson P.S.	526	566	489	108		581	110		610	116	
Sunnyside P.S.	423	340	340	80	325	364	86	353	421	100	403
Wilson Ave. P.S.	428	435	384	102		436	102		439	103	
Rockway P.S.	254	233	204	92		246	97		246	97	
New School	???	489	454		203	579		223	528		230
Total	4340	4933	4450		944	5323		976	5362		1091

% refers to percentage capacity (Total bodies/capacity)

SR refers to total enrolment of the senior elementary program (7-8)

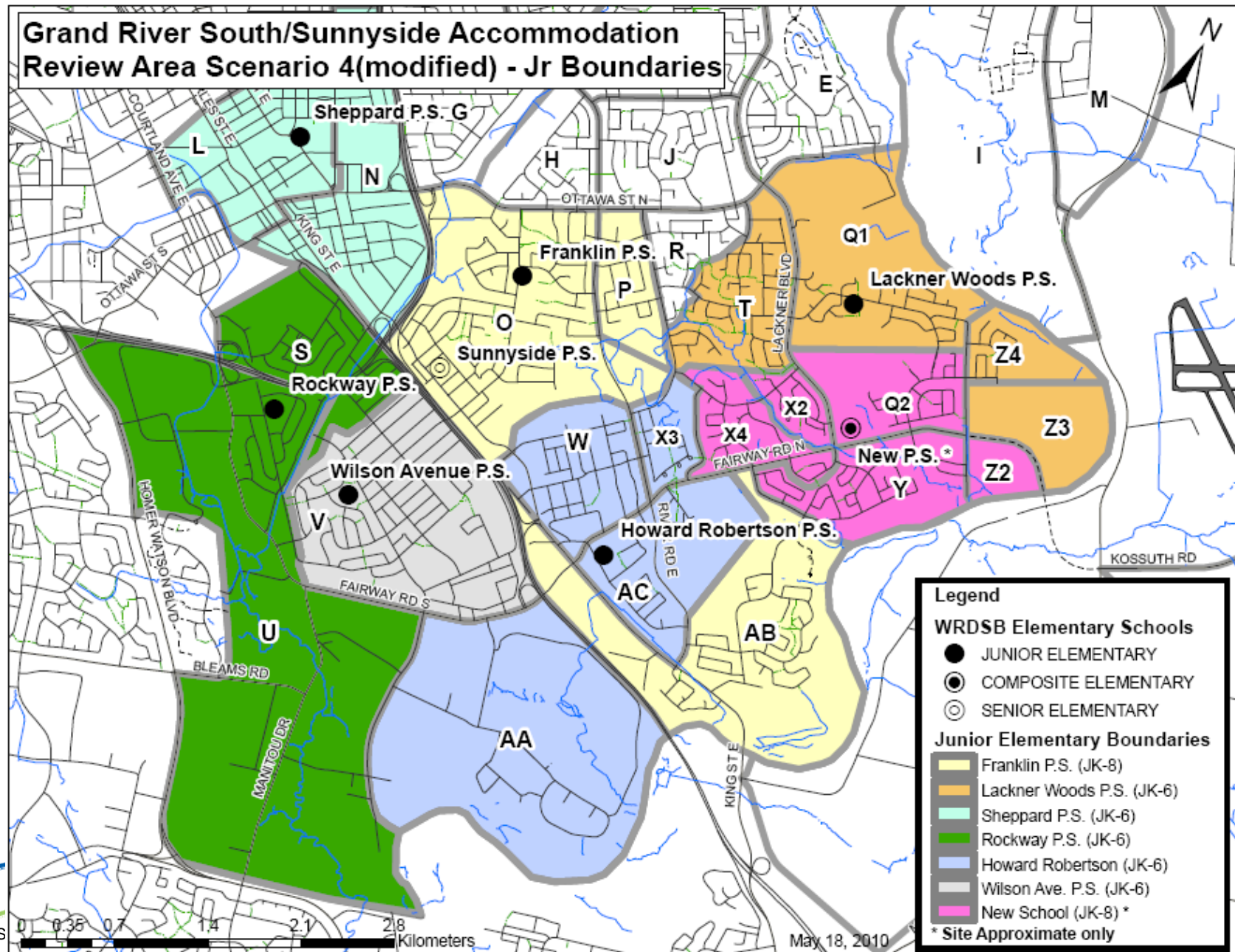


Waterloo Region
District School Board

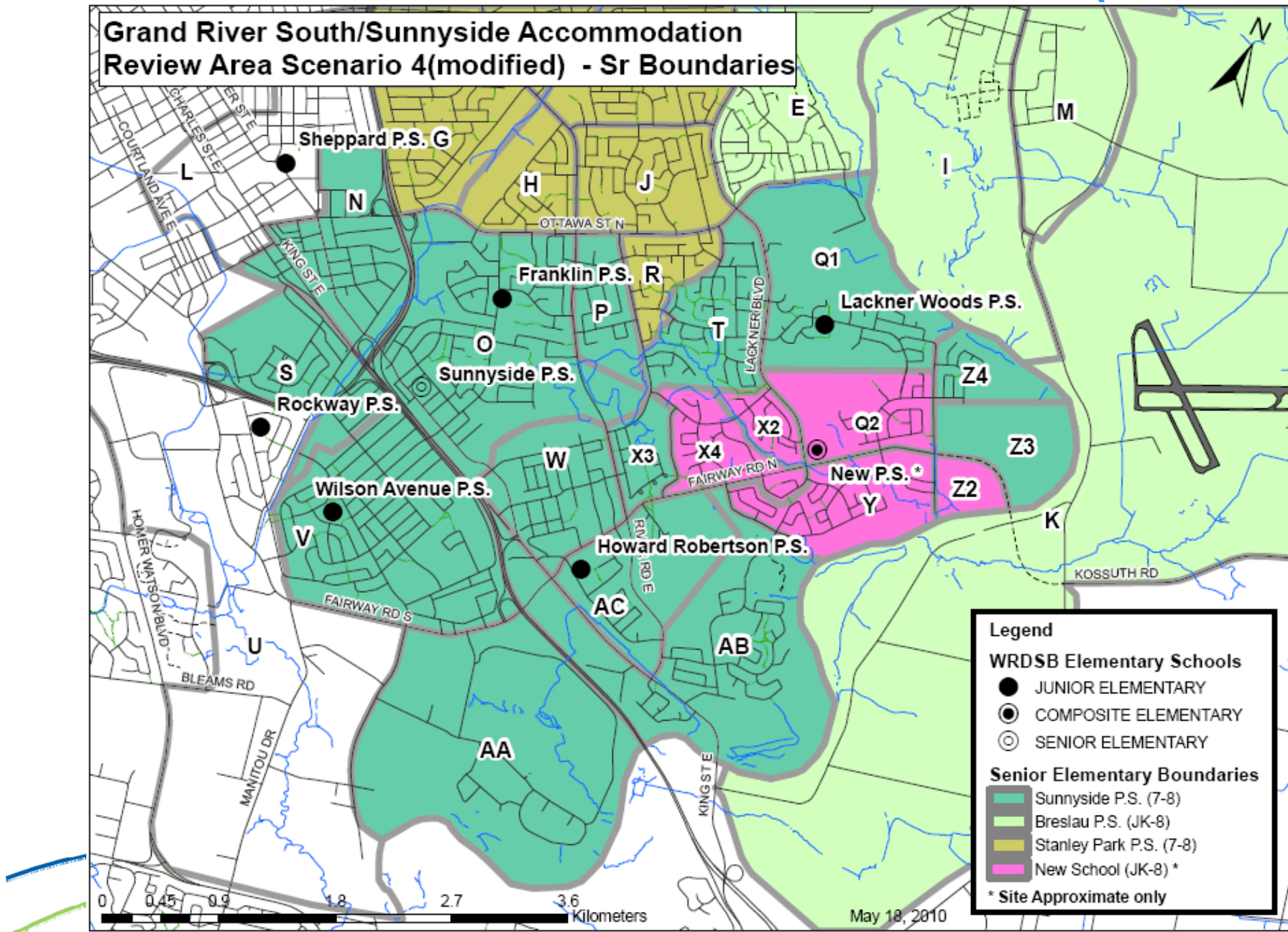
Scenario Review – Scenario 6

Does Well	Not so Well
Moving towards the JK-8 model	Not as strategic for future (presence in new Grand River South neighbourhoods) •community identity
Smithson/Mackenzie King have larger organizations	Transportation – likely greater
Crestview's numbers are okay, Franklin's numbers (large but use the new, renovated space)	Closes one 7/8 school; but upgrades Crestview, Mackenzie King, Smithson, Lackner Woods and Howard Robertson
Howard Robertson •big enrolment numbers	Lackner Woods still needs addition
Site is available	Non-alignment with secondary boundaries East-West vs. North-South
Consistent with City Plan	Breslau addition; small 7/8 program
Lackner Woods numbers are contained	Sheppard is underutilized
Closes Stanley Park – may save significant upgrade dollars	
Area E – moves from a JK-8 to a JK-8 (one move!)	

New Scenario – Scenario 4 (modified)



New Scenario – Scenario 4 (modified)



New Scenario – Scenario 4 (modified)

Description

- Additional JK-8 accommodation constructed in the Lackner Blvd./Fairway Rd. Area. Receives Areas Y , and Z2 from Sheppard P.S., and Areas Q2, X2, and X4 from Lackner Woods P.S.
- Lackner Woods P.S. receives Areas Z3 and Z4 from Sheppard P.S.
- Howard Robertson P.S. receives Area X3 from Lackner Woods P.S.
- New JK-8 facility provides the Sr. 7-8 program for its own catchment
- Sunnyside P.S. remains open but gives up Areas X2, X4, Q2, Y, and Z2, to the new school for the 7-8 program.

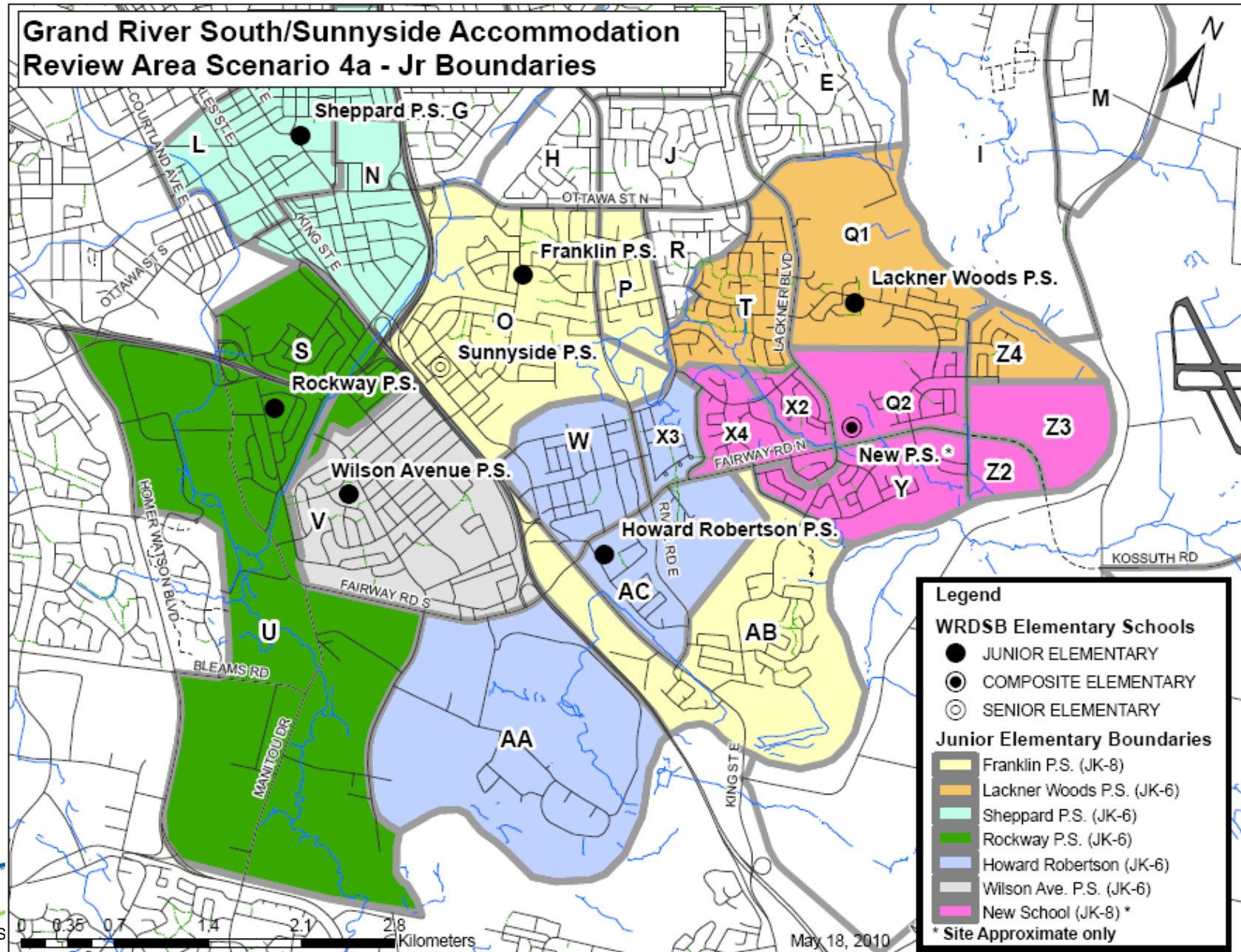
School	Built Capacity	2012				2016			2021		
		Total	FTE	%	SR	Total	%	SR	Total	%	SR
Lackner Woods P.S.	368	274	239	74		382	104		428	116	
Franklin P.S.	582	574	514	99		559	96		542	93	
Sheppard P.S.	429	310	280	72		281	66		273	64	
Howard Robertson P.S.	526	456	392	87		477	91		509	97	
Sunnyside P.S.	423	443	443	105	443	473	112	473	513	121	513
Wilson Ave. P.S.	428	435	384	102		436	102		439	103	
Rockway P.S.	254	233	204	92		246	97		246	97	
New School	???	518	464		82	613		98	555		115
Total	3010	3243	2918		525	3467		571	3505		628



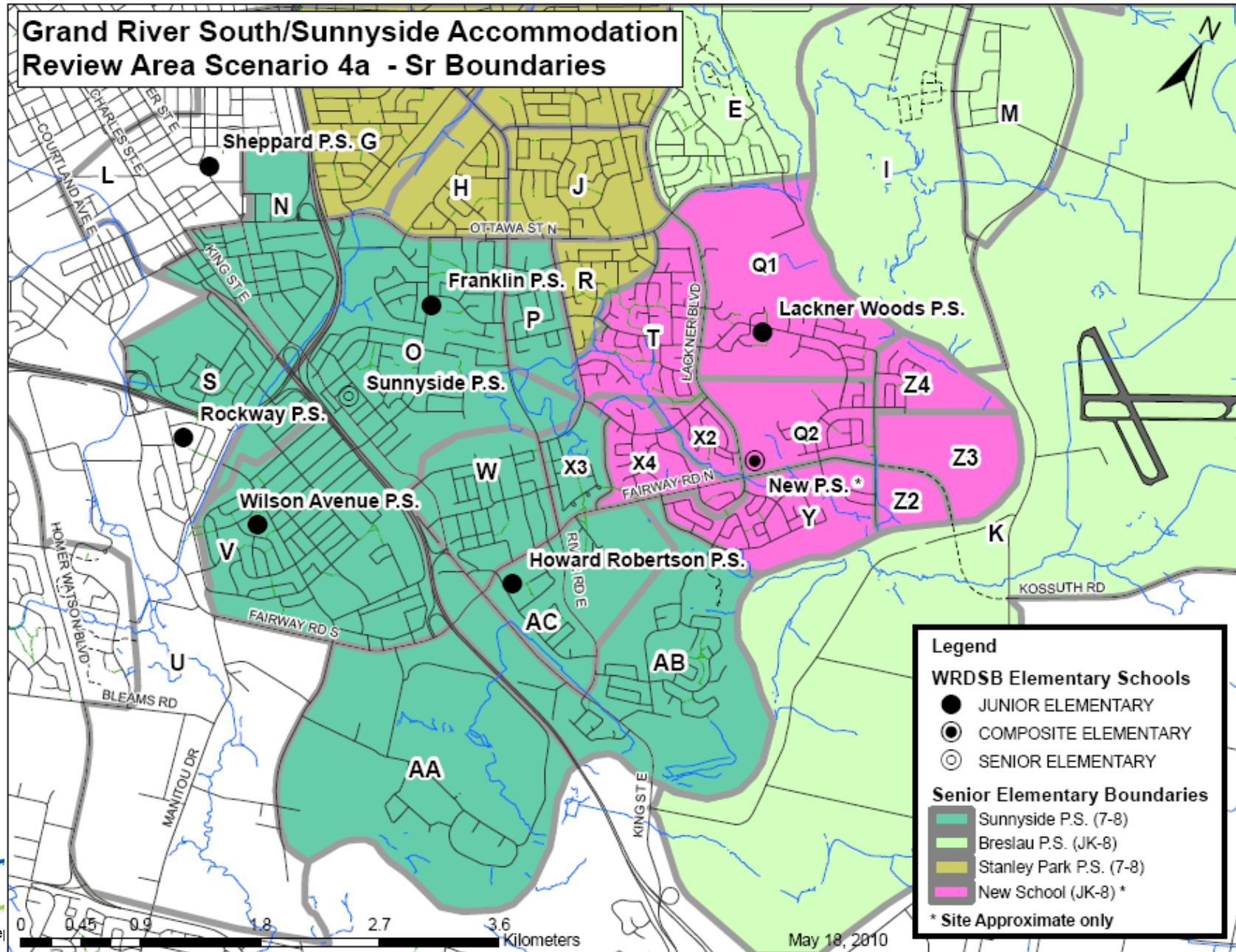
New Scenario – Scenario 4 (modified)

Does Well	Not so Well
better community identification for new areas along Fairway Road extension.	Concern from current Lackner Woods X3 area moving to Howard Robertson; safety of crossing Fairway Road.
Balance of Sunnyside feeder schools have minimal change (except X3).	Site issues: <ul style="list-style-type: none"> •may be challenge to acquire •commercial and traffic land uses •City's planning status and intentions; zoning
Some relief for Lackner Woods.	Impact on Sheppard school; organization okay, but building underutilized.
Better use of existing (and recently added) capacity: <ul style="list-style-type: none"> •Franklin capacity better utilized 	Rockway – small organization and facility.
Site has access to public woodlots, trails.	Sunnyside well over capacity
Strategically better long-term location for student draw and continuity.	Lackner Woods numbers are contained still needs addition but provides opportunity to do so
	New school senior numbers are low
	No east/west divide alignment with secondary boundaries

New Scenario – Scenario 4a



New Scenario – Scenario 4a



New Scenario – Scenario 4a

Description

- Additional JK-8 accommodation constructed in the Lackner Blvd./Fairway Rd. Area. Receives Areas Y , Z2, and Z3 from Sheppard P.S., and Areas Q2, X2, and X4 from Lackner Woods P.S.
- Lackner Woods P.S. receives Area Z4 from Sheppard P.S.
- Howard Robertson P.S. receives Area X3 from Lackner Woods P.S.
- New JK-8 facility provides the Sr. 7-8 program for its own catchment and Lackner Woods P.S.
- Sunnyside P.S. remains open but gives up Areas X2, X4, Q1, Q2,T, Y, Z2, Z3 and Z4, to the new school for the 7-8 program.

School	Built Capacity	2012				2016			2021		
		Total	FTE	%	SR	Total	%	SR	Total	%	SR
Lackner Woods P.S.	368	274	239	74		318	86		262	71	
Franklin P.S.	582	574	514	99		559	96		542	93	
Sheppard P.S.	429	310	280	72		281	66		273	64	
Howard Robertson P.S.	526	456	392	87		477	91		509	97	
Sunnyside P.S.	423	380	380	90	380	383	91	383	373	88	373
Wilson Ave. P.S.	428	435	384	102		436	102		439	103	
Rockway P.S.	254	233	204	92		246	97		246	97	
New School	???	581	527		145	767		188	861		255
Total	3010	3243	2918		525	3467		571	3505		628

% refers to percentage capacity (Total bodies/capacity)

SR refers to total enrolment of the senior elementary program (7-8)



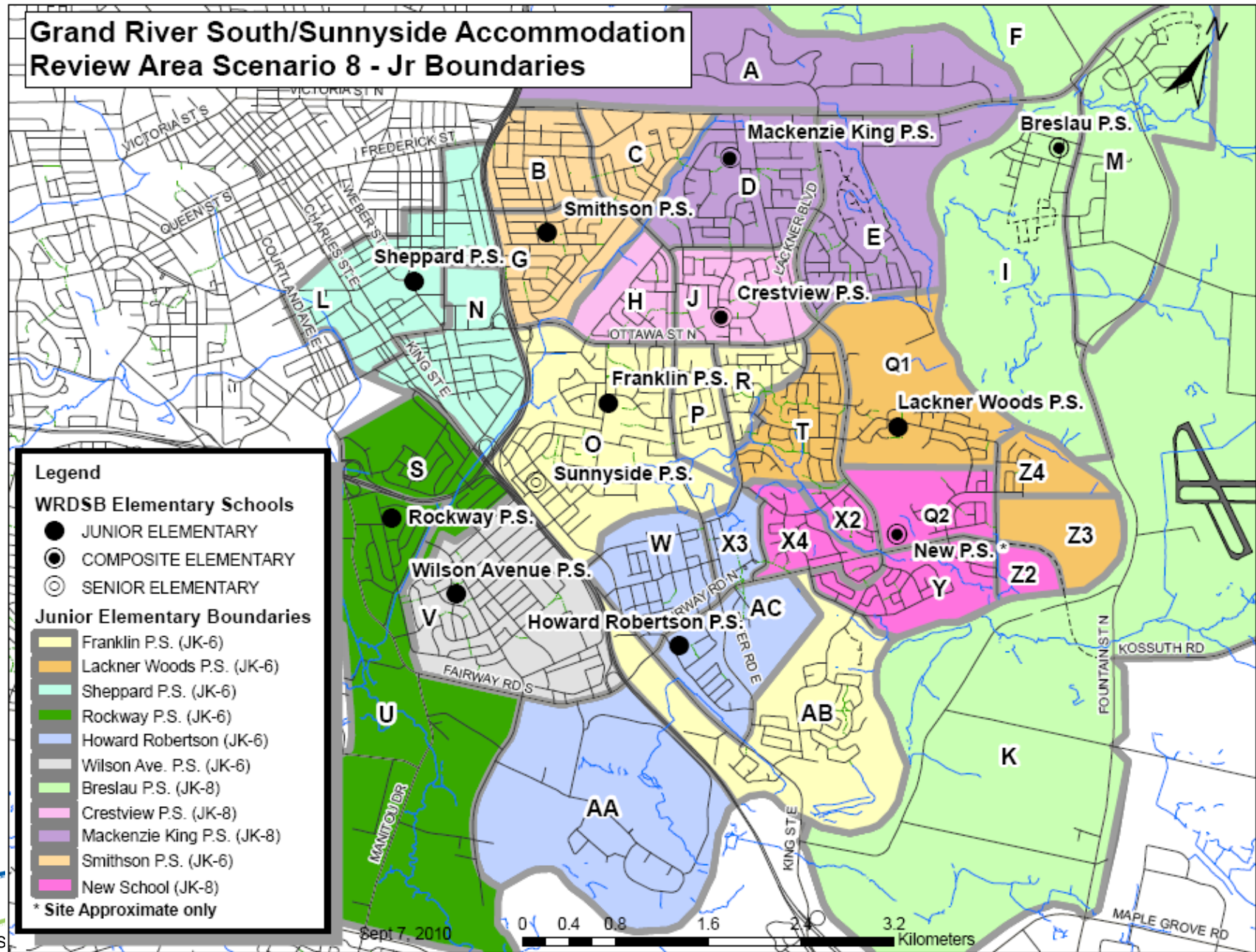
Waterloo Region
District School Board

New Scenario – Scenario 4a

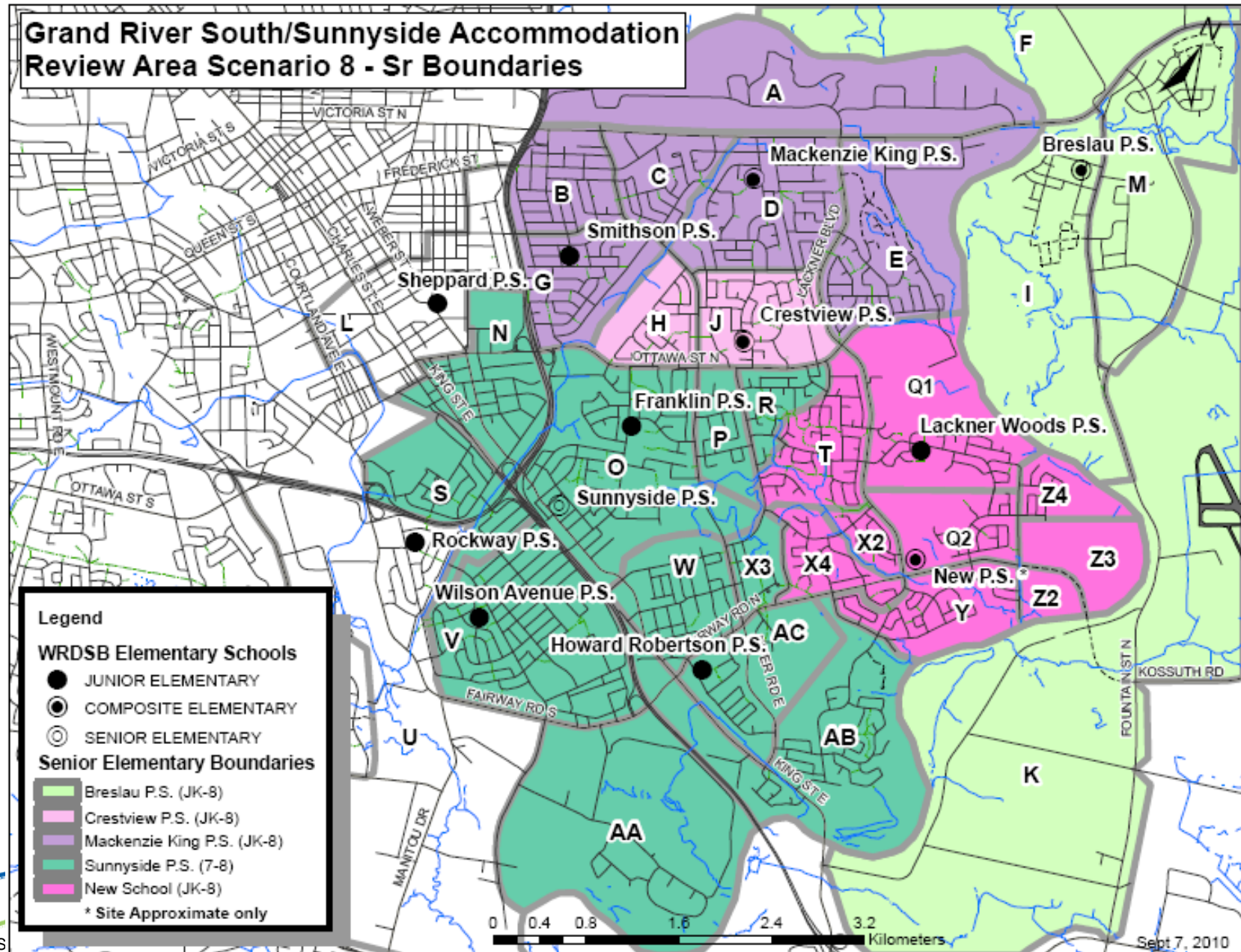
Does Well	Not so Well
Better east/west alignment with existing secondary boundaries	Concern from current Lackner Woods X3 area moving to Howard Robertson; safety of crossing Fairway Road.
Tighter more logical boundaries; better community identification for new areas along Fairway Road extension.	Site issues: <ul style="list-style-type: none"> •may be challenge to acquire •commercial and traffic land uses •City's planning status and intentions; zoning
Balance of Sunnyside feeder schools have minimal change (except X3).	Impact on Sheppard school; organization okay, but building underutilized.
Better use of existing (and recently added) capacity: <ul style="list-style-type: none"> •Franklin capacity better utilized 	Rockway – small organization and facility.
Site has access to public woodlots, trails.	New school is very large
Strategically better long-term location for student draw and continuity.	Lackner Woods – small organization
	Concern for Z3 getting past roundabout/route to school

New Scenario – Scenario 8

Grand River South/Sunnyside Accommodation Review Area Scenario 8 - Jr Boundaries



New Scenario – Scenario 8



New Scenario – Scenario 8

Description

- Additional JK-8 accommodation constructed in Fairway/Lackner Area . Receives Area Y , and Area Z2 from Sheppard P.S., and Areas Q2, X2, and X4From Lackner Woods P.S.
- Lackner Woods P.S. receives Area Z3 and Z4 from Sheppard P.S.
- Howard Robertson P.S. receives Area X3 from Lackner Woods P.S.
- Franklin receives Area R from Crestview P.S.
- New JK-8 provides the Sr. 7-8 program for its own catchment as well as Lackner Woods P.S. P.S.
- Sunnyside P.S. continues to provide the Sr. 7-8 program for Wilson Ave., Franklin, Howard Robertson and portions of Rockway and Sheppard public schools. Receives Areas P, T and R from Stanley Park eliminating the split feeds from Franklin P.S. and Lackner Woods P.S. Ottawa St. becomes the boundary between Stanley Park P.S. and Sunnyside P.S.
- Stanley Park P.S. closes
- Smithson P.S receives Area C from Mackenzie King P.S. and feeds Mackenzie King P.S. for 7-8
- Mackenzie King P.S. receives area E from Breslau P.S. and becomes JK-8
- Crestview becomes JK-8 keeping it's own Gr. 6's for the 7-8 program

New Scenario – Scenario 8

School	Built Capacity	2012				2016			2021		
		Total	FTE	%	SR	Total	%	SR	Total	%	SR
Breslau P.S.	325	362	325	111	61	461	142	99	414	127	113
Mackenzie King P.S.	199	450	413	226	156	497	250	135	498	250	158
Smithson P.S.	299	259	231	87		255	85		247	83	
Crestview P.S.	507	549	501	108	183	549	108	151	587	116	167
Stanley Park P.S.	444	Closed									
Lackner Woods P.S.	368	274	239	74		382	104		428	116	
Franklin P.S.	582	620	553	107		612	105		602	103	
Sheppard P.S.	429	310	280	72		281	66		273	64	
Howard Robertson P.S.	526	566	489	108		581	110		610	116	
Sunnyside P.S.	423	416	416	98	416	408	96	408	409	97	409
Wilson Ave. P.S.	428	435	384	102		436	102		439	103	
Rockway P.S.	254	233	204	92		246	97		246	97	
New School	???	581	527		145	703		188	695		255
Total	4781	5055	4560		961	5411		981	5448		1102

% refers to percentage capacity (Total bodies/capacity)

SR refers to total enrolment of the senior elementary program (7-8)



Waterloo Region
District School Board

New Scenario – Scenario 8

Does Well	Not so Well
Moving towards the JK-8 model	Franklin is over capacity
Smithson/Mackenzie King have larger organizations	New school is very large
Crestview's numbers are okay	Closes one 7/8 school; but upgrades Crestview, Mackenzie King, Smithson, and Howard Robertson
Lackner Woods numbers are contained still needs addition but provides opportunity to do so	Site issues: <ul style="list-style-type: none"> •may be challenge to acquire •commercial and traffic land uses •City's planning status and intentions; zoning
Site has access to public woodlots, trails.	Breslau addition; small 7/8 program
Strategically better long-term location for student draw and continuity.	Sheppard is underutilized
Area E – moves from a JK-8 to a JK-8 (one move!)	Howard Robertson <ul style="list-style-type: none"> •big enrolment numbers
Closes Stanley Park – may save significant upgrade dollars	
Better alignment with secondary school boundaries (east/west)	

School Information Profiles



School Information Profile

Date: **January/2010**
Month/Year

SCHOOL PROFILE		
School: Franklin Public School		
Address: 371 Franklin Street North, Kitchener, ON N2A 1Y9		
Grade Configuration	JK-6	
Age of Facility	47 years	
Site Size	6.3 ac	2.549 ha
Building Size – GFA	43645 sq ft	4054.75 m ²
School Capacity (building only, Ministry recognized)	582	
School Capacity (building and porta-pak)	582	
Number of portables	6	
Current enrolment (Total/FTE)	608/545	
Utilization (% Accommodation)	94%	
Historic FTE Enrolment (past 5 years) Based on October 31 Enrolment	Year: 2008	Enrolment: 541.5
	Year: 2007	Enrolment: 527.5
	Year: 2006	Enrolment: 553.5
	Year: 2005	Enrolment: 564.5
	Year: 2004	Enrolment: 545.5
Enrolment FTE Projection (next 5 years)	Year: 2010	Enrolment: 555
	Year: 2011	Enrolment: 540
	Year: 2012	Enrolment: 550
	Year: 2013	Enrolment: 543
	Year: 2014	Enrolment: 532
Feeder Schools:	Grades:	
Number of Out of Boundary Students	132	
Number of Split Grades		
Is there a French Immersion Program?	Yes <input checked="" type="checkbox"/> No <input type="checkbox"/>	

Attachments: Site and Floor Plans with date of original building and any subsequent additions

The ARC may customize the Board's generic School Information Profile to the schools under review. The School Information Profile must include the four considerations:

Section 1: Value to the Student

Section 2: Value to the Board

Section 3: Value to the Community

Section 4: Value to the Local Economy



Future Meeting Dates

- Grand River South/Sunnyside Accommodation Review
 - ARC #11: Tuesday October 12, 2010, (tentative)
 - Joint meeting with Breslau/Stanley Park ARC?