

Breslau/Stanley Park
Elementary Schools' Pupil
Accommodation Review
Public Meeting # 2

May 25, 2010

Stanley Park P.S. 7:00 p.m.



May 25, 2010

Waterloo Region
District School Board

Agenda

Breslau/Stanley Park

Elementary Schools' Pupil Accommodation Review

Public Meeting # 2

1. Welcome/Introductions
2. Brief Review
 - Accommodation Review Process
 - Issues
3. Draft Objectives
4. Scenarios
5. Break-out Sessions
6. General Session, Q & A
7. Next Steps



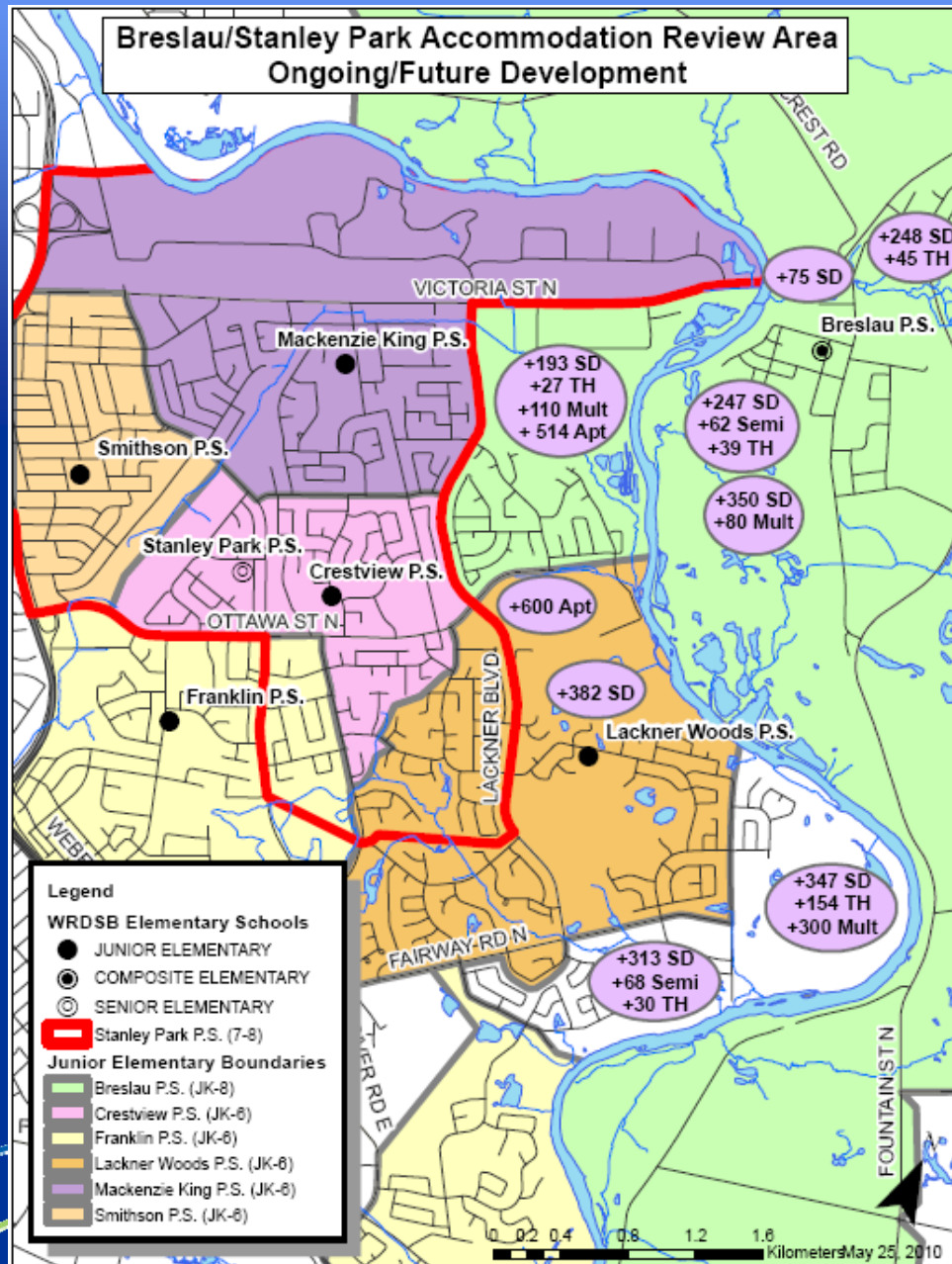
2. Accommodation Review Process

Accommodation Review

- Led by an Accommodation Review Committee (ARC)
- Could result in
 - Boundary changes
 - Program changes
 - Construction of new facility
 - **School closure or consolidation**



2. Issues (why are we here?)



- Localized residential development putting pressure on a few facilities
- Lower/declining enrolment in other areas leaving facilities with surplus space
- Inconsistent elementary program models

2. Accommodation Review Process

The ARC consists of:

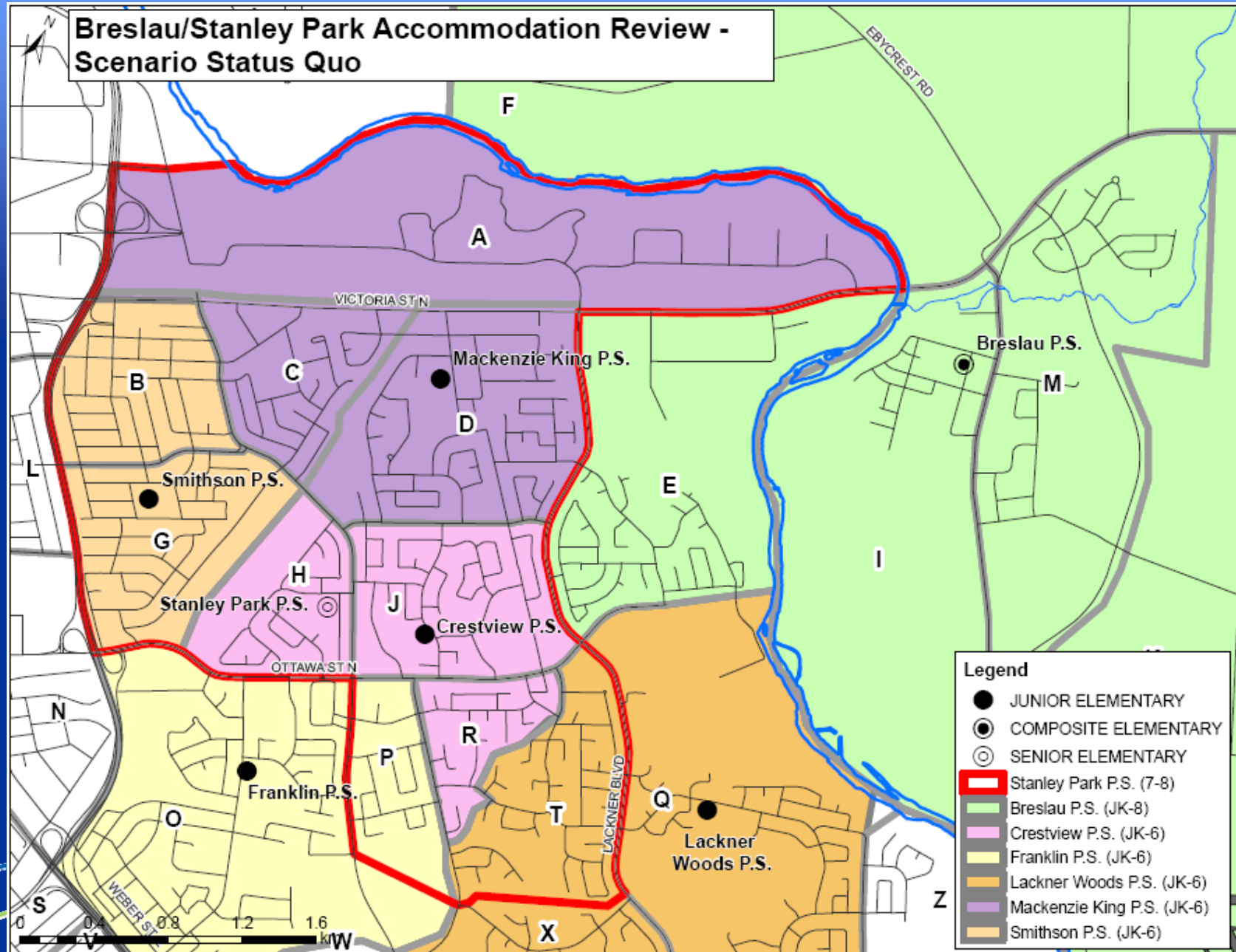
- 2 parents from each school community
- The principal from each school
- The school area superintendent(s)
- WRDSB Facilities/Planning Staff
- Study area municipal representation
 - City of Kitchener
 - Township of Woolwich
- Up to 2 community representatives



3. Draft Review Objectives

- Provide current and future students in the review area with equitable program opportunities to ensure their success by:
 - Having regard for the Good Schools Standing Committee guiding principles on school size
 - Reviewing elementary school organizations (i.e. JK-6, 7-8, JK-8)
 - Recognizing the distribution of Special Education, French Immersion and English as a Second Language programs
- Support the optimal use of facilities, capital and operating resources through the consideration of:
 - School location
 - Recognize the relationship/identity of community to local elementary school
 - Minimize transportation costs in the long-term by maximizing the number of students within walking distance of a school
 - Facility amenities and condition
 - Maximize the number of students housed in permanent accommodation
 - Priorities for physical accessibility of facilities by the Accessibility Committee
 - Site
 - Safety and security
- Develop a solution that is long-term (approximately 10 years) by taking into consideration:
 - Consistency of feeds to senior elementary and secondary school programs
 - Future development plans and demographic shifts
- Consider student transitions

4. Scenarios – Status Quo



4. Scenarios – Status Quo

Scenarios – Status Quo

Description

- Ongoing and approved future development within the Breslau P.S. catchment places further enrolment pressure on the facility. Population is projected to exceed school size guidelines recommended by the Good Schools Standing Committee for a JK-8 facility (approx. 550-650 pupils)
- Mackenzie King P.S. and Smithson P.S. continue to face challenges with respect to programming as the school sizes are below the Good Schools Standing Committee guidelines on school size and organization for JK-6 facilities (300 to 400 pupils)
- Lackner Woods P.S. and Franklin P.S. continue to have split feeds to two different congregated senior elementary programs (Franklin P.S. and Lackner Woods P.S. students feed both Sunnyside P.S. and Stanley Park P.S. for the 7-8 program).

School	Built Capacity	2010				2015			2019		
		Total	FTE	%	SR	Total	%	SR	Total	%	SR
Breslau P.S.	325	460	417	128	93	669	206	133	744	229	177
Mackenzie King P.S.	199	200	173	87		194	97		184	92	
Smithson P.S.	299	211	188	63		205	69		198	66	
Crestview P.S.	507	408	357	70		437	86		471	93	
Stanley Park P.S.	441	408	408	93	408	321	73	321	344	78	344
Lackner Woods P.S.	368	588	503	137		691	188		624	170	
Franklin P.S.	582	594	594	102		559	96		536	92	
Total	2721	2869	2638		501	3076		454	3101		521

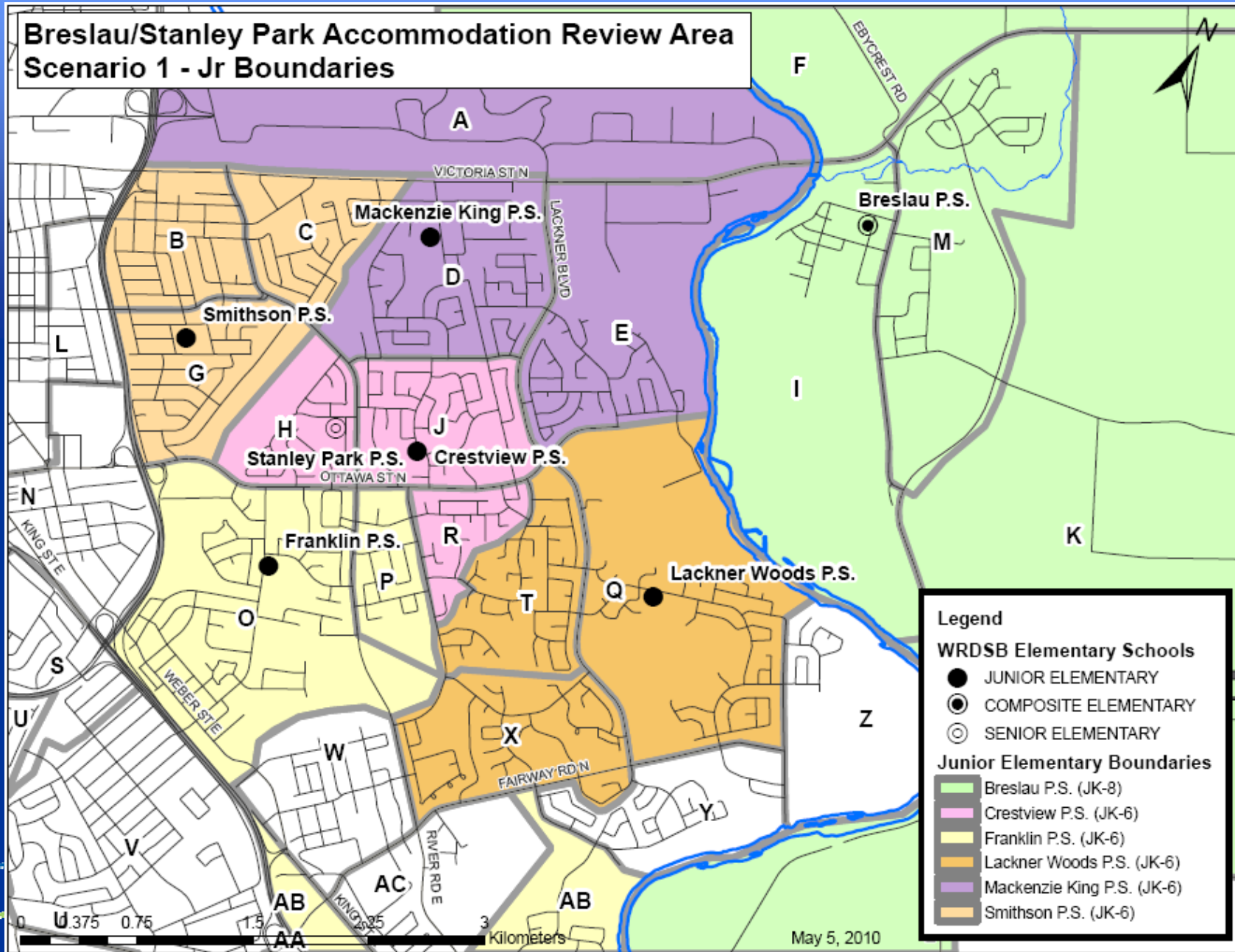
% refers to percentage capacity (Total bodies/capacity)

SR refers to total enrolment of the senior elementary program (7-8)



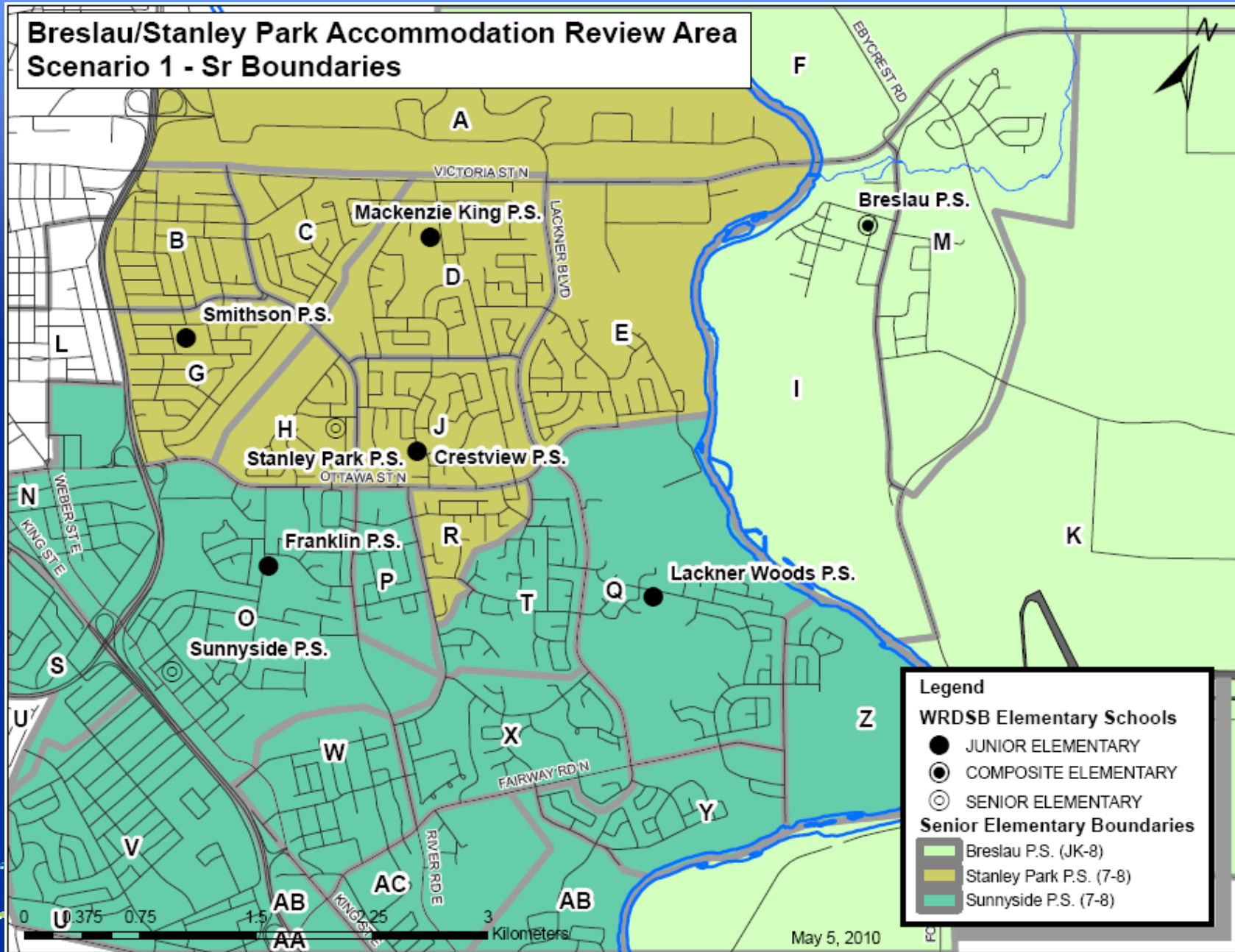
4. Scenarios – Scenario 1

Scenarios – Scenario 1



4. Scenarios – Scenario 1

Scenarios – Scenario 1



4. Scenarios – Scenario 1

Scenarios – Scenario 1

Description

- Area E moves from Breslau P.S. to Mackenzie King P.S. (JK-6), and Stanley Park P.S. (7-8)
- Area C moves from Mackenzie King P.S. to Smithson P.S. (JK-6)
- Areas P and T move from Stanley Park P.S. to Sunnyside P.S. (7-8), eliminating split feeds to Sr. program for Lackner Woods P.S. and Franklin P.S.

Opportunities

- Enrolment at Breslau reduces to size within guidelines of the Good Schools Standing Committee in the longer term.
- Enrolments at Mackenzie King P.S. and Smithson P.S. increase closer to size guidelines of the Good Schools Standing Committee.
- Split feeds from Franklin P.S. and Lackner Woods P.S. eliminated.

Issues

- Senior elementary program at Breslau P.S. less than Good Schools Standing Committee guidelines in the short to medium term as most of the growth from new development in Breslau is in the junior grades.

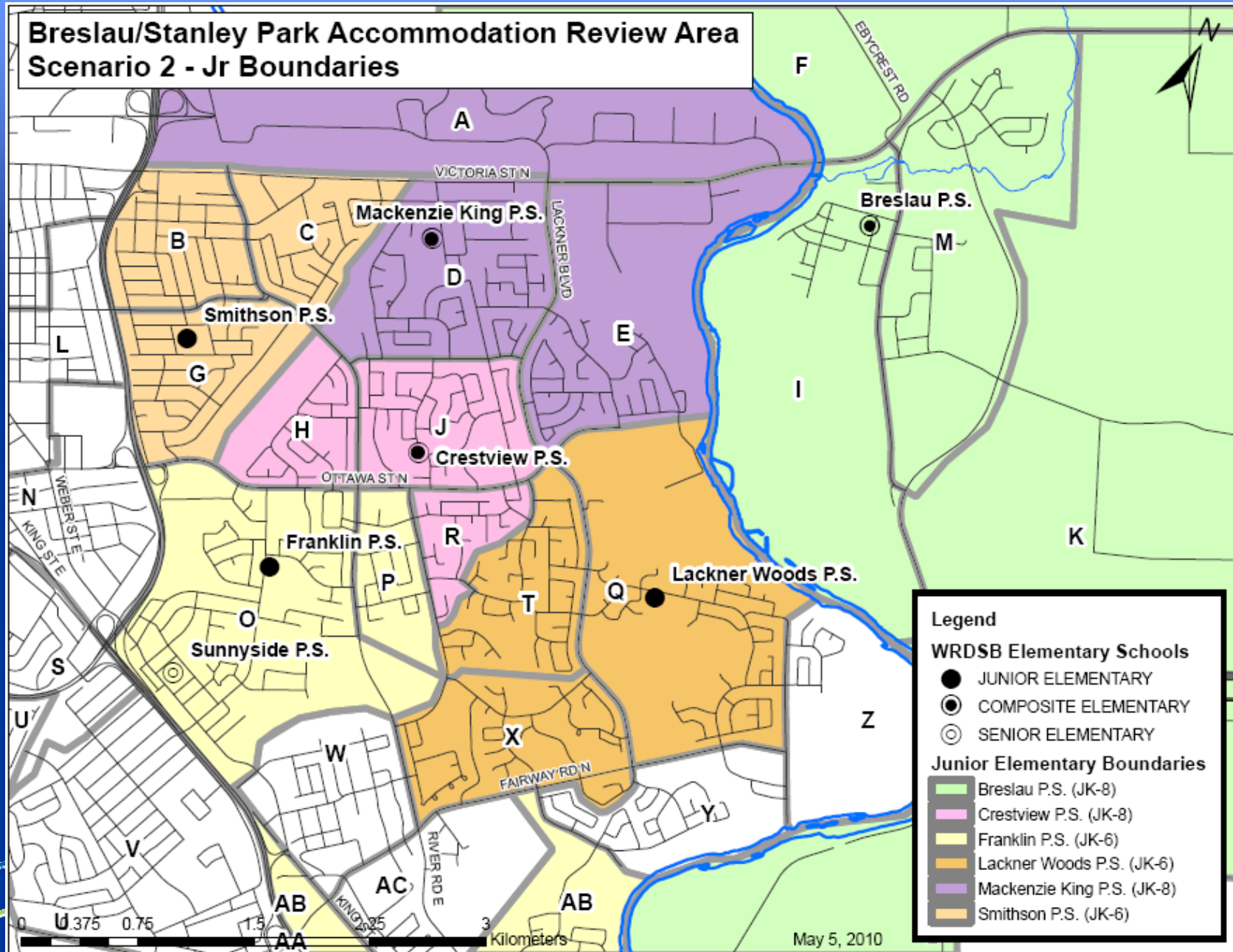
School	Built Capacity	2010				2015			2019		
		Total	FTE	%	SR	Total	%	SR	Total	%	SR
Breslau P.S.	325	269	239	83	49	426	131	81	469	144	122
Mackenzie King P.S.	199	305	269	153		338	170		362	182	
Smithson P.S.	299	253	226	85		252	84		240	80	
Crestview P.S.	507	408	357	80		437	86		471	93	
Stanley Park P.S.	441	398	398	90	398	323	73	323	348	79	348
Lackner Woods P.S.	368	588	503	160		691	188		624	170	
Franklin P.S.	582	594	535	102		559	96		536	92	
Total	2721	2815	2525		447	3026		404	3050		470

% refers to percentage capacity (Total bodies/capacity)

SR refers to total enrolment of the senior elementary program (7-8)

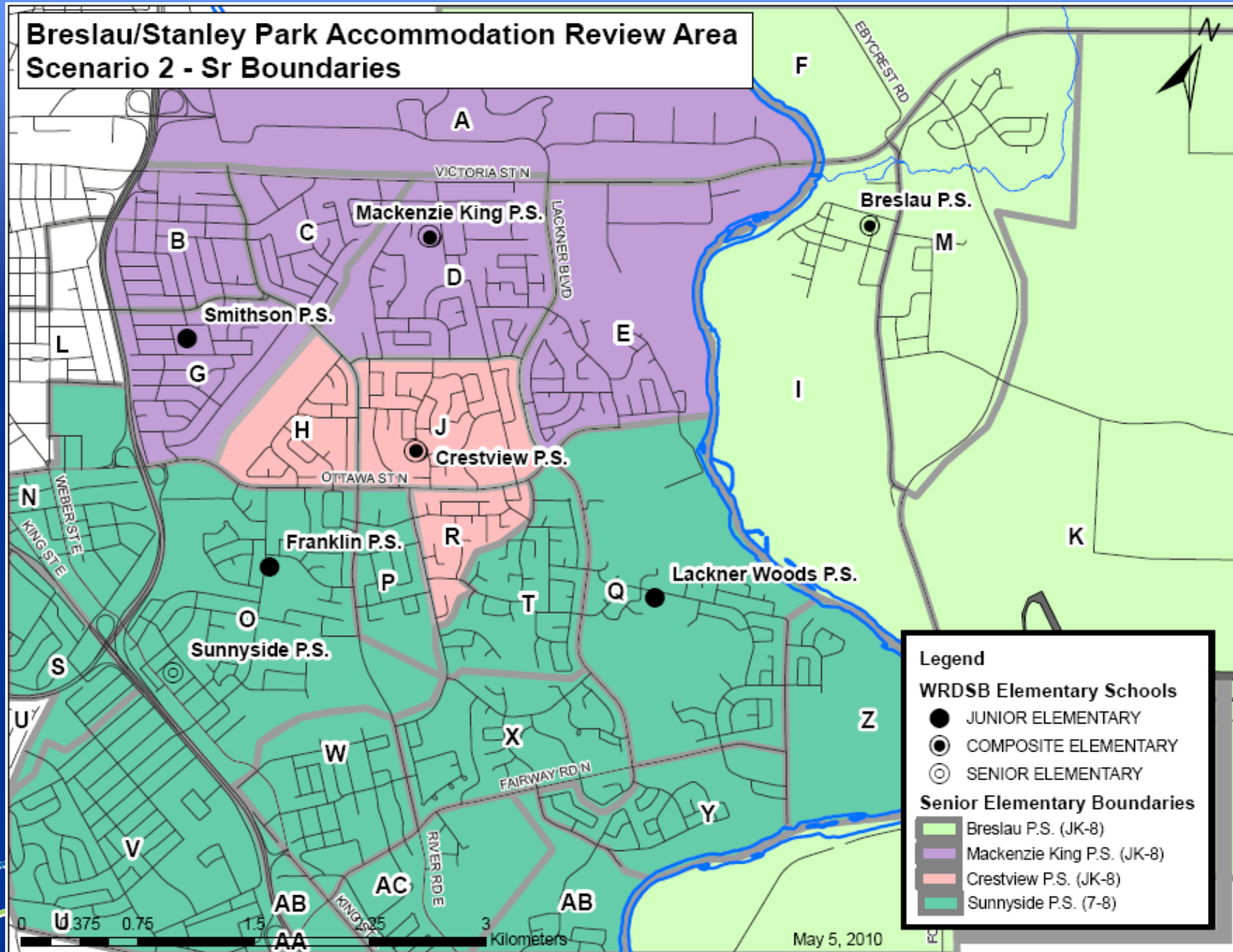
4. Scenarios – Scenario 2

Scenarios – Scenario 2



4. Scenarios – Scenario 2

Scenarios – Scenario 2



4. Scenarios – Scenario 2

Scenarios – Scenario 2

Description

- Area E moves from Breslau P.S. to Mackenzie King P.S. which becomes JK-8.
- Area C moves from Mackenzie King P.S. to Smithson P.S. (JK-6)
- Smithson P.S. (JK-6. Areas B, C, G) feed to Mackenzie King P.S. for Gr. 7-8
- Stanley Park P.S. closes. Senior French Immersion and Spec Ed. programs move to Crestview P.S. (JK-8)
- Crestview becomes JK-8, receives Sr. F.I. and Spec Ed. programs from Stanley Park P.S.
- Areas P and T move from Stanley Park P.S. to Sunnyside P.S. (7-8)

Opportunities

- Enrolment at Breslau reduces to size within guidelines.
- Renovated/rebuilt Mackenzie King P.S. becomes JK-8 and is within size guidelines.
- Smithson P.S. enrolment increases closer to size guidelines.
- Split feeds from Franklin P.S. and Lackner Woods P.S. eliminated.

Issues

- Senior elementary program at Breslau P.S. less than guidelines in the short to medium term.
- Need to duplicate already existing Sr. elementary facilities (if Stanley Park P.S. closed) at Crestview P.S. and Mackenzie King P.S.

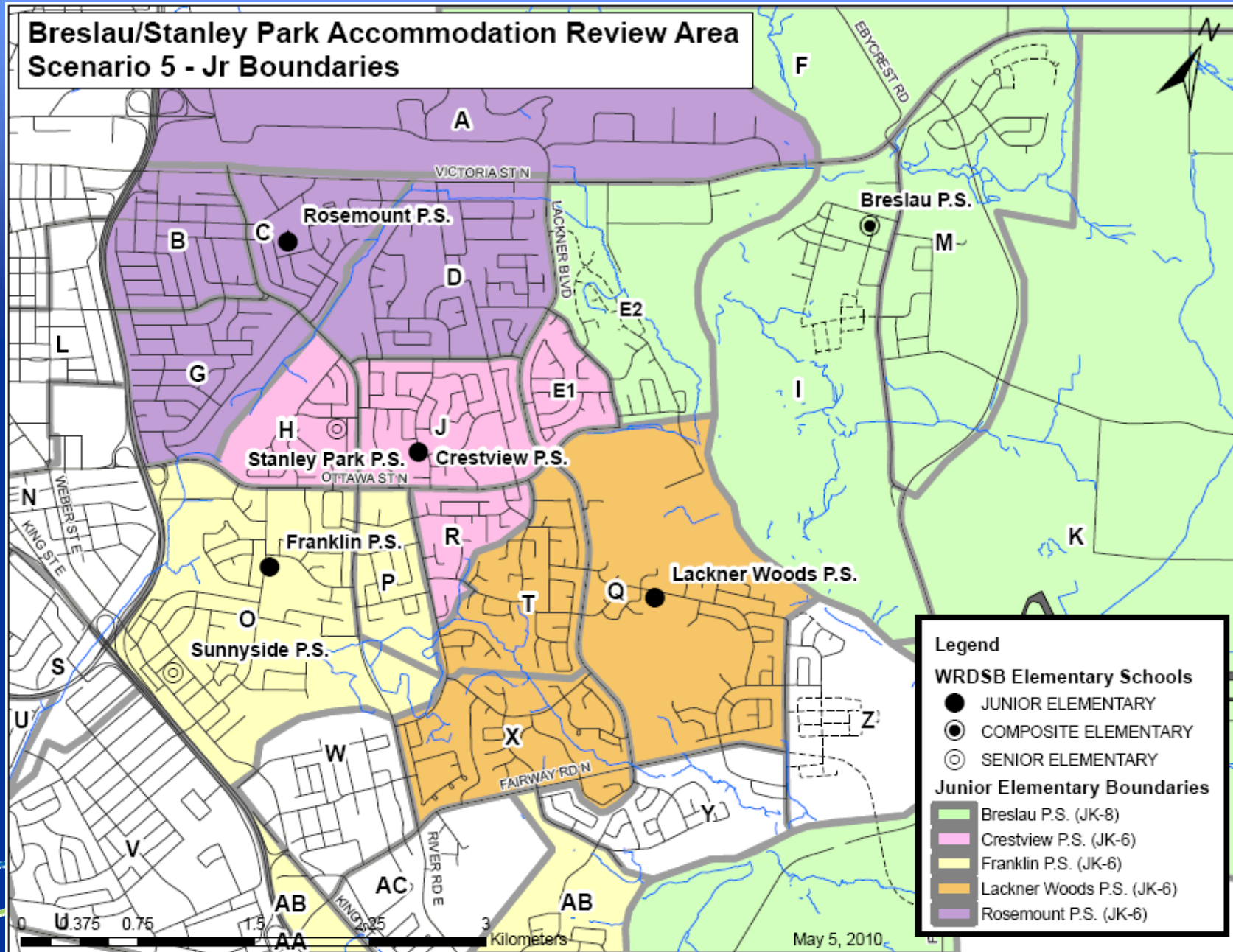
School	Built Capacity	2010				2015			2019		
		Total	FTE	%	SR	Total	%	SR	Total	%	SR
Breslau P.S.	325	269	239	83	49	426	131	81	469	144	122
Mackenzie King P.S.	199	450	414	226	145	485	244	147	514	258	152
Smithson P.S.	299	253	226	85		252	84		240	80	
Crestview P.S.	507	661	610	130	253	613	121	176	667	132	196
Stanley Park P.S.	444	Closed									
Lackner Woods P.S.	368	588	503	160		691	188		624	170	
Franklin P.S.	582	594	535	102		559	96		536	92	
Total	2280	2815	2525		447	3026		404	3050		470

% refers to percentage capacity (Total bodies/capacity)

SR refers to total enrolment of the senior elementary program (7-8)

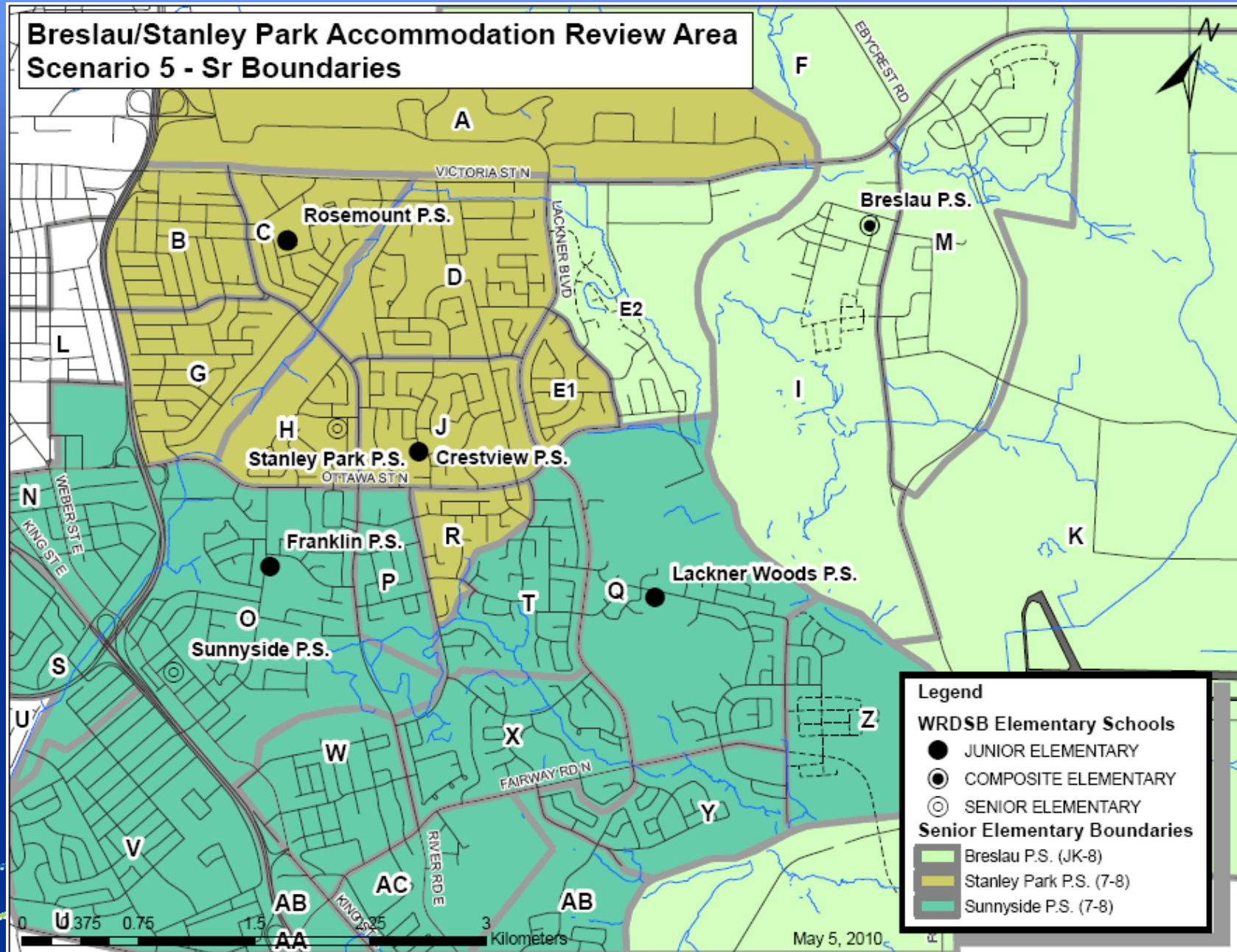
4. Scenarios – Scenario 5

Scenarios – Scenario 5



4. Scenarios – Scenario 5

Scenarios – Scenario 5



4. Scenarios – Scenario 5

Scenarios – Scenario 5

Description

- Area E1 moves from Breslau P.S. to Crestview P.S. (JK-6)
- Smithson P.S. and Mackenzie King P.S. closed, and those areas attend new Rosemount P.S.
- Areas P and T move from Stanley Park P.S. to Sunnyside P.S. (7-8)

Opportunities

- Enrolment at Breslau reduces to size within guidelines. Keeping some of Area E improves the Sr. program numbers.
- New JK-6 school constructed on Rosemount site within size guidelines.
- Split feeds from Franklin P.S. and Lackner Woods P.S. eliminated.

Issues

- Divides Area E community reflecting Board's revised elementary walking distance policy.

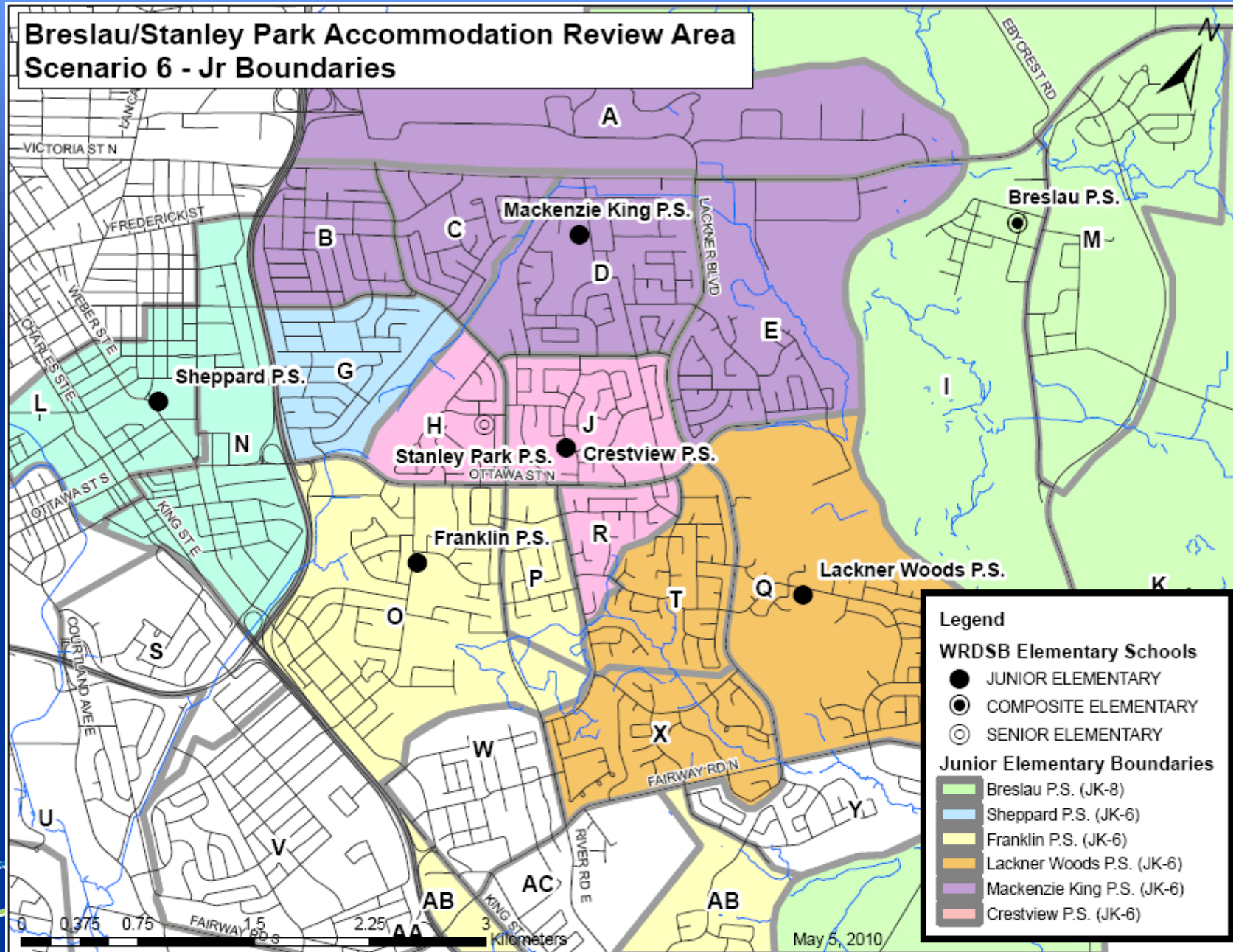
School	Built Capacity	2010				2015			2019		
		Total	FTE	%	SR	Total	%	SR	Total	%	SR
Breslau P.S.	325	362	326	111	70	576	177	117	634	195	159
Mackenzie King P.S.	499	Closed									
Smithson P.S.	299	Closed									
Crestview P.S.	507	483	424	95		514	101		563	111	
Stanley Park P.S.	441	377	377	85	377	287	65	287	311	71	311
Lackner Woods P.S.	368	588	503	160		691	188		624	170	
Franklin P.S.	582	594	535	102		559	96		536	92	
New Rosemount P.S.		411	361			399			382		
Total	2223	2815	2525		447	3026		404	3050		470

% refers to percentage capacity (Total bodies/capacity)

SR refers to total enrolment of the senior elementary program (7-8)

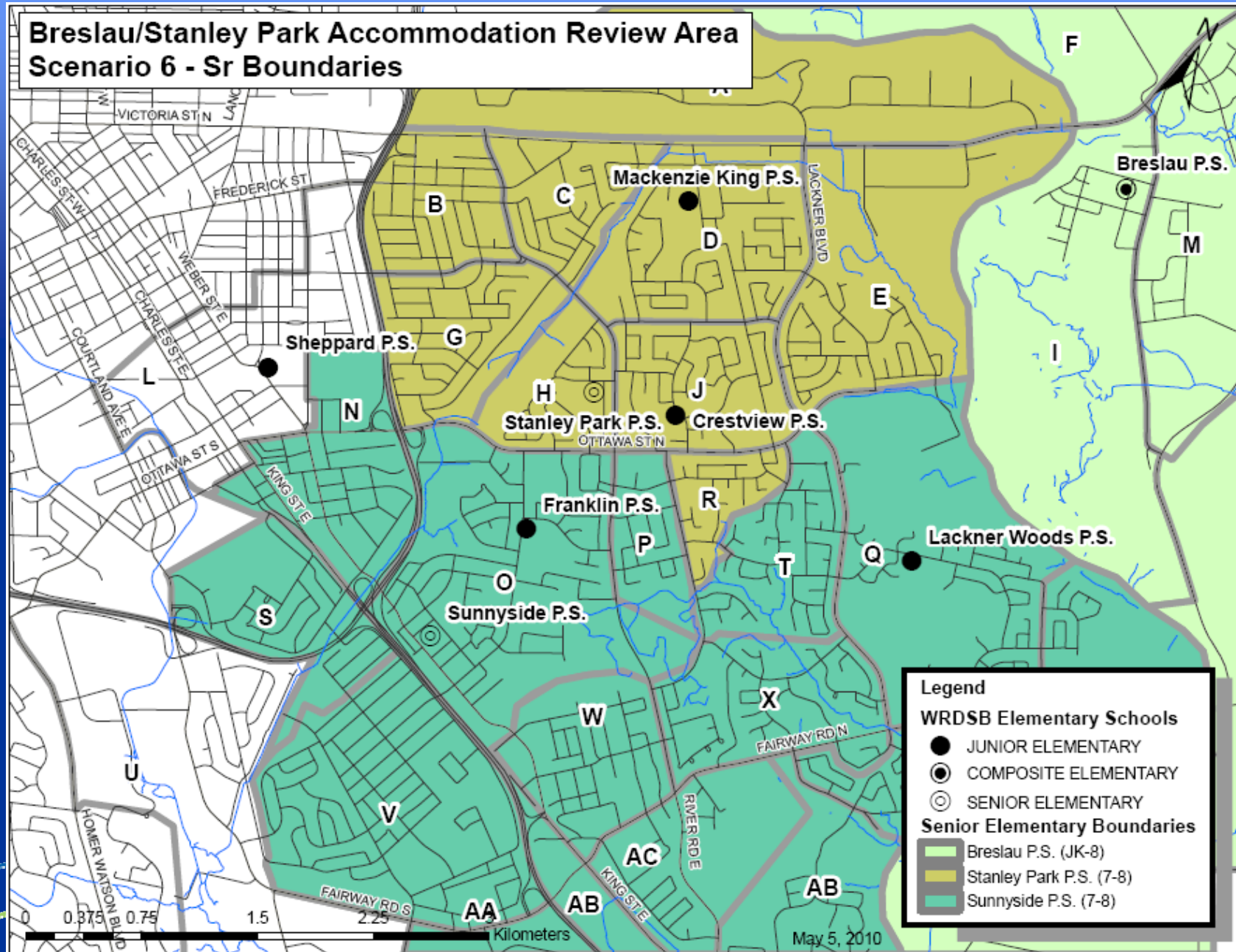
4. Scenarios – Scenario 6

Scenarios – Scenario 6



4. Scenarios – Scenario 6

Scenarios – Scenario 6



4. Scenarios – Scenario 6

Scenarios – Scenario 6

Description

- Mackenzie King P.S. receives Area E from Breslau P.S. and Area B from Smithson P.S. (JK-6)
- Smithson P.S. is closed, giving up Area G to Sheppard P.S. (JK-6) to offset reduction in enrolment at Sheppard P.S. caused by proposed new school construction and boundary changes in the Grand River South/Sunnyside Accommodation Review . Area G would remain at Stanley Park P.S. for 7-8 program.
- Areas P and T move from Stanley Park P.S. to Sunnyside P.S. (7-8)

Opportunities

- Enrolment at Breslau reduces to size within guidelines.
- Renovated/rebuilt Mackenzie King P.S. (JK-6) is within size guidelines.
- Split feeds from Franklin P.S. and Lackner Woods P.S. eliminated.

Issues

- Senior elementary program at Breslau P.S. less than guidelines in the short to medium term.
- Sheppard P.S. split 3 ways for Sr. 7-8 program (Stanley Park P.S., Sunnyside P.S., Courtland P.S).

School	Built Capacity	2010				2015			2019		
		Total	FTE	%	SR	Total	%	SR	Total	%	SR
Breslau P.S.	325	269	239	83	49	426	131	81	469	144	122
Mackenzie King P.S.	199	450	401	226		482	242		498	250	
Smithson P.S.	299	Closed									
Crestview P.S.	507	408	357	80		437	86		471	93	
Stanley Park P.S.	441	398	398	90	398	323	73	323	348	79	348
Lackner Woods P.S.	368	210	178	57		446	121		372	101	
Franklin P.S.	582	594	535	102		559	96		536	92	
Sheppard P.S.	429	414	364	97		403	94		374	87	
New School (Grand River South)		528	468		140	677		191	688		249
Total (Breslau/Stanley Area)	2422	2329	2107		447	2673		404	2694		470

% refers to percentage capacity (Total bodies/capacity)

SR refers to total enrolment of the senior elementary program (7-8)

5. Break out Sessions



Waterloo Region
District School Board

6. General Session

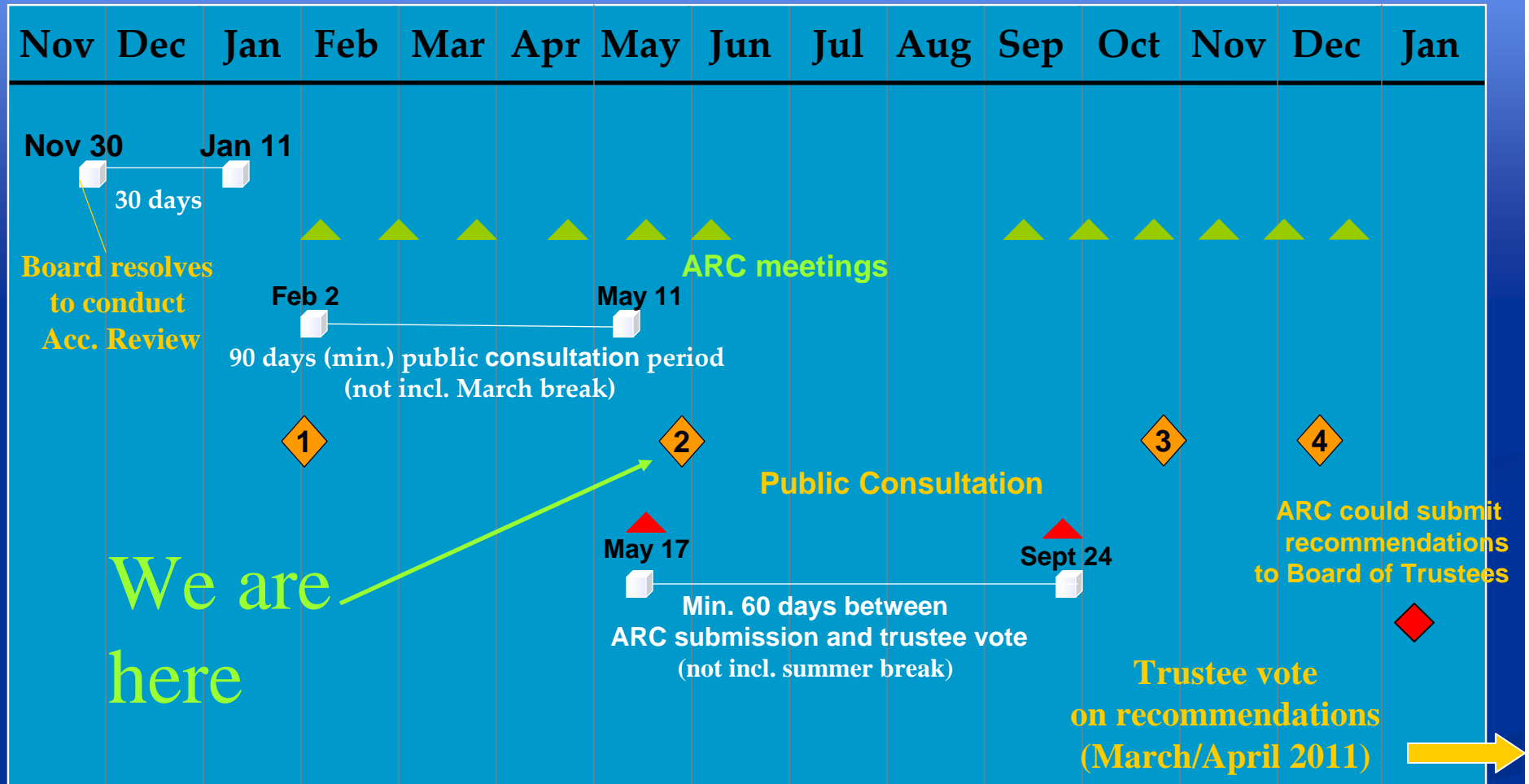
Questions and Answers



Waterloo Region
District School Board

7. Next Steps

Breslau/Stanley Park Accommodation Review Proposed Timing



November 30, 2009 – January 11, 2010

30 day minimum period between Board announcement of Accommodation Review, and first public consultation (not incl. winter break).

February 2, 2010– May 11, 2010

Public consultation period. Minimum 90 days (not incl.. March break). Minimum 4 public meetings.

May 17, 2010- September 24, 2010

Minimum 60 day period (not incl. summer break) between Accommodation Review Committee's (ARC) submission of Accommodation Report (AR) and meeting where Trustees vote on recommendation.

Contact Us

- Website: www.wrdsb.ca
 - About
 - Planning
 - Accommodation Reviews
 - Breslau/Stanley Park Elementary Schools Accommodation Review
 - Or
 - Grand River South/Sunnyside Elementary Schools Accommodation Review

- E-mail: boundaryfeedback@wrdsb.on.ca

- Phone: 519-570-0003 ext. 4419

