

# Breslau/Stanley Park

Elementary Schools Pupil  
Accommodation Review

## Accommodation Review Committee Meeting #4

March 24, 2010

Stanley Park P.S. Library 6:00 – 7:30 pm



Waterloo Region  
District School Board

# Agenda

- 1. Welcome/Introductions**
- 2. ARC Meeting # 3 – Draft Minutes approval**
- 3. Draft Review Objectives**
- 4. School Information Profiles**
- 5. Scenario Development**
- 6. Roundtable**
- 7. Tentative Future Meeting Dates:**



# Draft Objectives

- Provide current and future students in the review area with equitable program opportunities to ensure their success by:
  - Having regard for the Good Schools Standing Committee guiding principles on school size
  - Reviewing elementary school organizations (i.e. JK-6, 7-8, JK-8)
  - Recognizing the distribution of Special Education, French Immersion and English as a Second Language programs
- Support the optimal use of facilities, capital and operating resources through the consideration of:
  - School location
    - Recognize the relationship/identity of community to local elementary school
    - Minimize transportation costs in the long-term by maximizing the number of students within walking distance of a school
  - Facility amenities and condition
    - Maximize the number of students housed in permanent accommodation
    - Priorities for physical accessibility of facilities by the Accessibility Committee
    - Site
    - Safety and security
- Develop a solution that is long-term (approximately 10 years) by taking into consideration:
  - Consistency of feeds to senior elementary and secondary school programs
  - Future development plans and demographic shifts

- Consider student transitions

March 24, 2010



Waterloo Region  
District School Board

# School Information Profiles



## School Information Profile

Date: **January/2010**  
Month/Year

SCHOOL PROFILE		
School: <b>Franklin Public School</b>		
Address: <b>371 Franklin Street North, Kitchener, ON N2A 1Y9</b>		
Grade Configuration	JK-6	
Age of Facility	47 years	
Site Size	6.3 ac	2.549 ha
Building Size – GFA	43645 sq ft	4054.75 m <sup>2</sup>
School Capacity (building only, Ministry recognized)	582	
School Capacity (building and porta-pak)	582	
Number of portables	6	
Current enrolment (Total/FTE)	608/545	
Utilization (% Accommodation)	94%	
Historic FTE Enrolment (past 5 years) Based on October 31 Enrolment	Year: 2008	Enrolment: 541.5
	Year: 2007	Enrolment: 527.5
	Year: 2006	Enrolment: 553.5
	Year: 2005	Enrolment: 564.5
	Year: 2004	Enrolment: 545.5
Enrolment FTE Projection (next 5 years)	Year: 2010	Enrolment: 555
	Year: 2011	Enrolment: 540
	Year: 2012	Enrolment: 550
	Year: 2013	Enrolment: 543
Feeder Schools:	Grades:	
Number of Out of Boundary Students	132	
Number of Split Grades		
Is there a French Immersion Program?	Yes <input checked="" type="checkbox"/> No <input type="checkbox"/>	

Attachments: Site and Floor Plans with date of original building and any subsequent additions

The ARC may customize the Board's generic School Information Profile to the schools under review. The School Information Profile must include the four considerations:

**Section 1: Value to the Student**

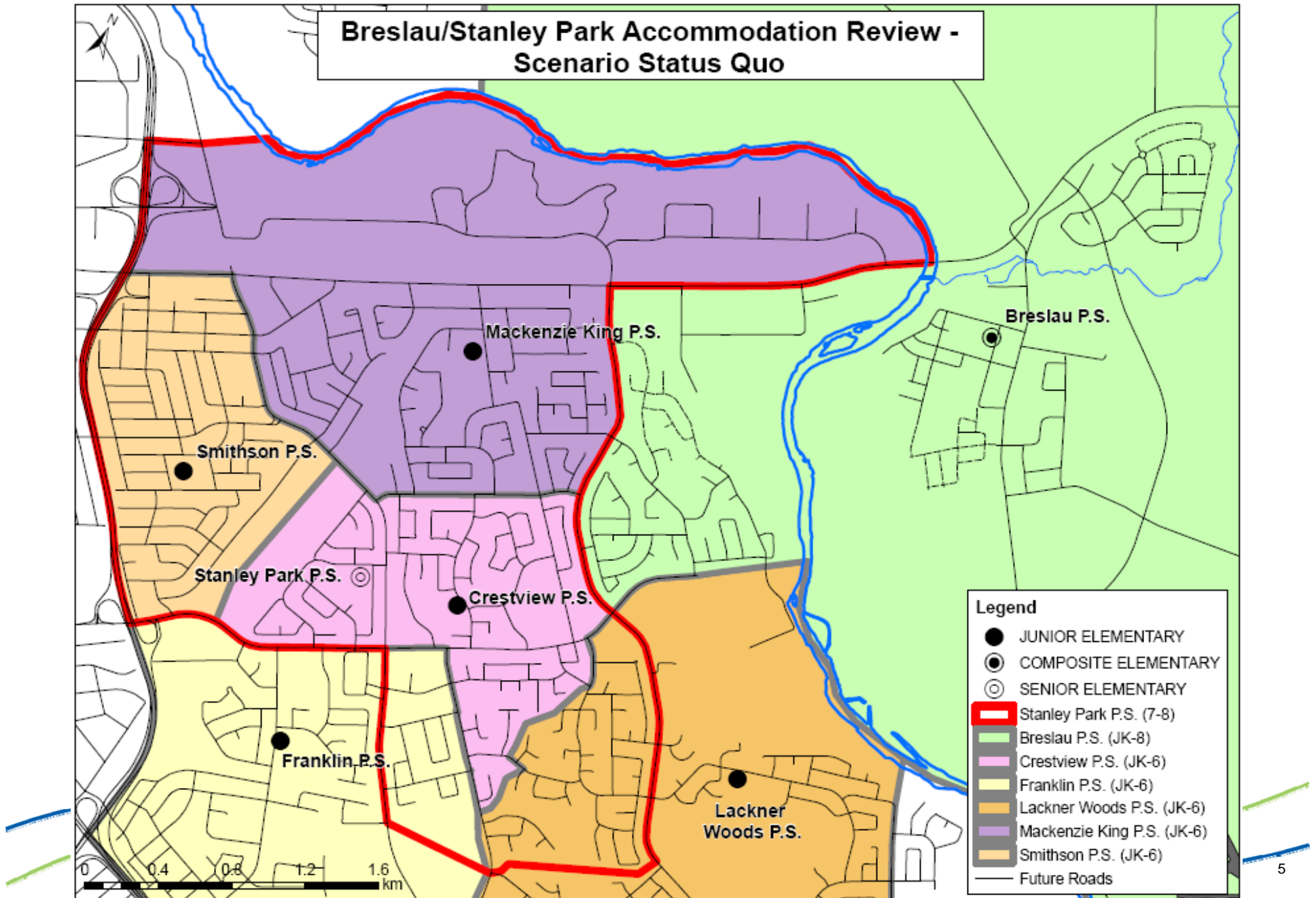
**Section 2: Value to the Board**

**Section 3: Value to the Community**

**Section 4: Value to the Local Economy**



# Scenario – Status Quo



## Scenario – Status Quo

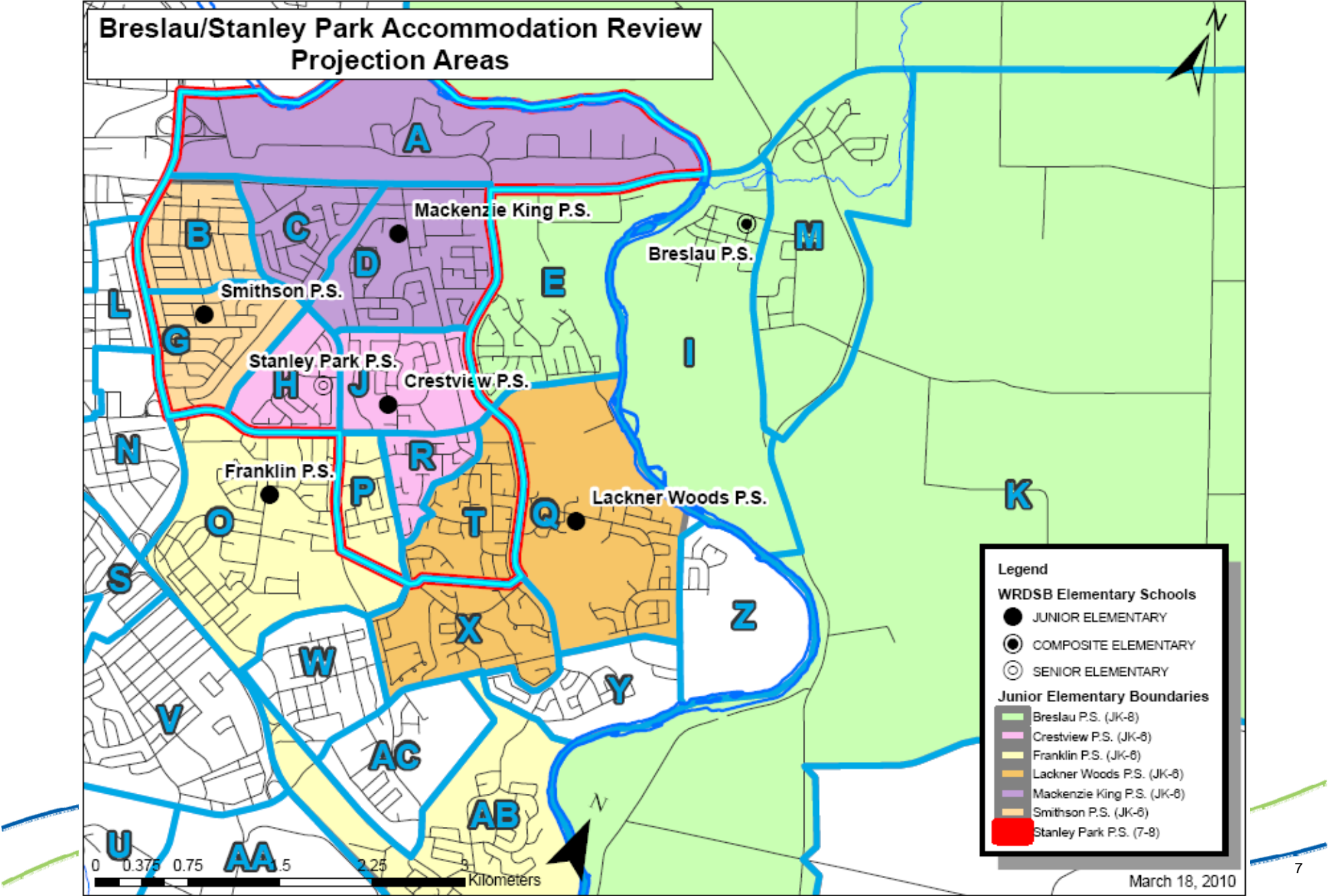
School	Built Capacity	2010				2015			2019		
		Total	FTE	%	SR	Total	%	SR	Total	%	SR
Breslau P.S.	325	460	417	128	93	639	197	127	588	181	148
Mackenzie King P.S.	199	200	173	87		194	97		184	92	
Smithson P.S.	299	211	188	63		205	69		198	66	
Crestview P.S.	507	408	357	70		437	86		471	93	
Stanley Park P.S.	441	408	408	93	408	321	73	321	344	78	344
Lackner Woods P.S.	368	588	503	137		691	188		624	170	
Franklin P.S.	582	594	594	102		559	96		536	92	
Sheppard P.S.	429	384	331	77		645	150		564	131	
Howard Robertson P.S.	526	382	382	73		396	75		422	80	
Sunnyside P.S.	423	500	500	118	500	512	121	512	599	142	599
Wilson Ave. P.S.	391	437	385	98		443	113		439	112	
Rockway P.S.	254	238	210	83		247	97		243	96	
<b>Total</b>	<b>4744</b>	<b>4810</b>	<b>4445</b>		<b>1001</b>	<b>5289</b>		<b>960</b>	<b>5212</b>		<b>1091</b>

% refers to percentage capacity (Total bodies/capacity)

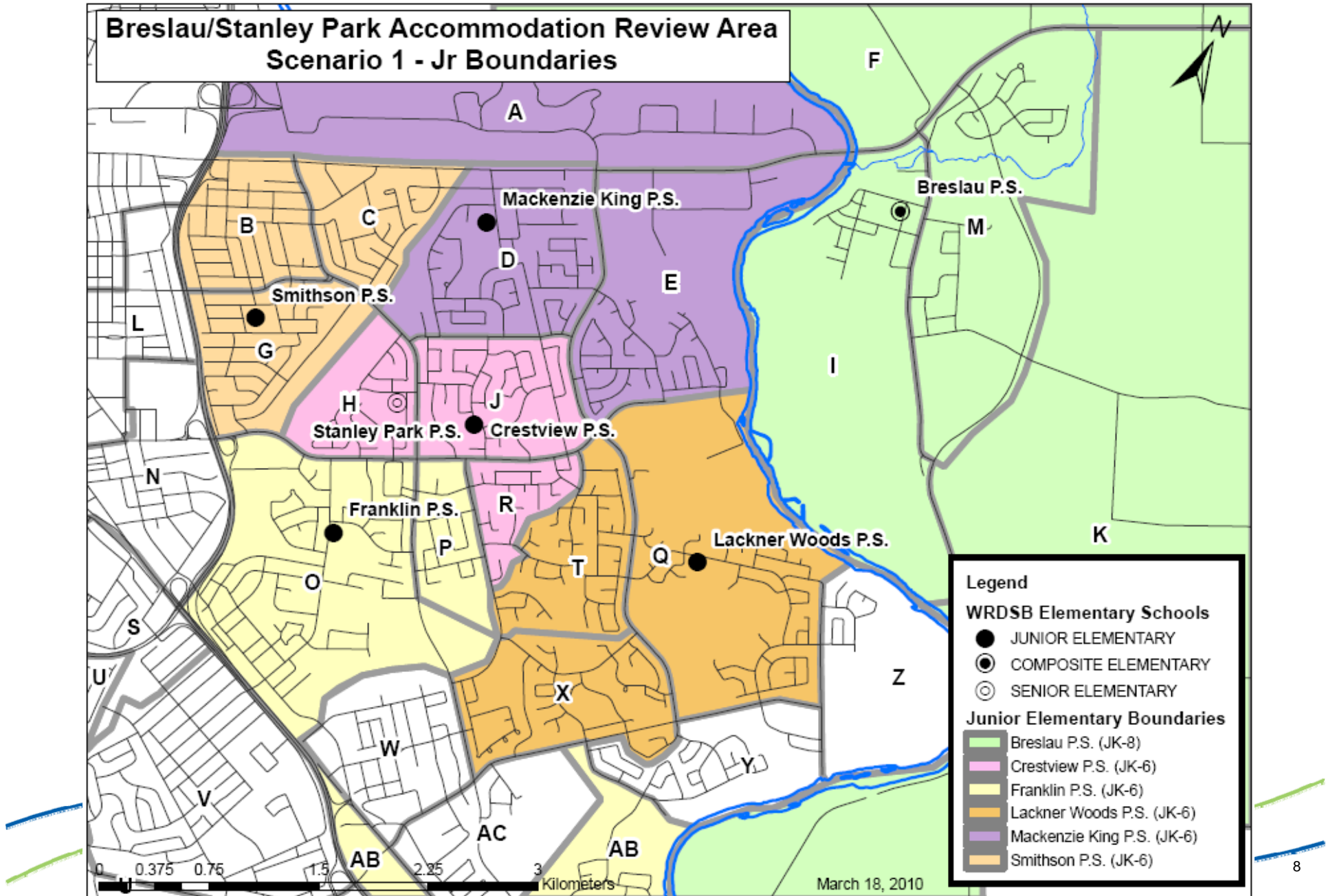
SR refers to total enrolment of the senior elementary program (7-8)



# Scenarios – Projection Areas

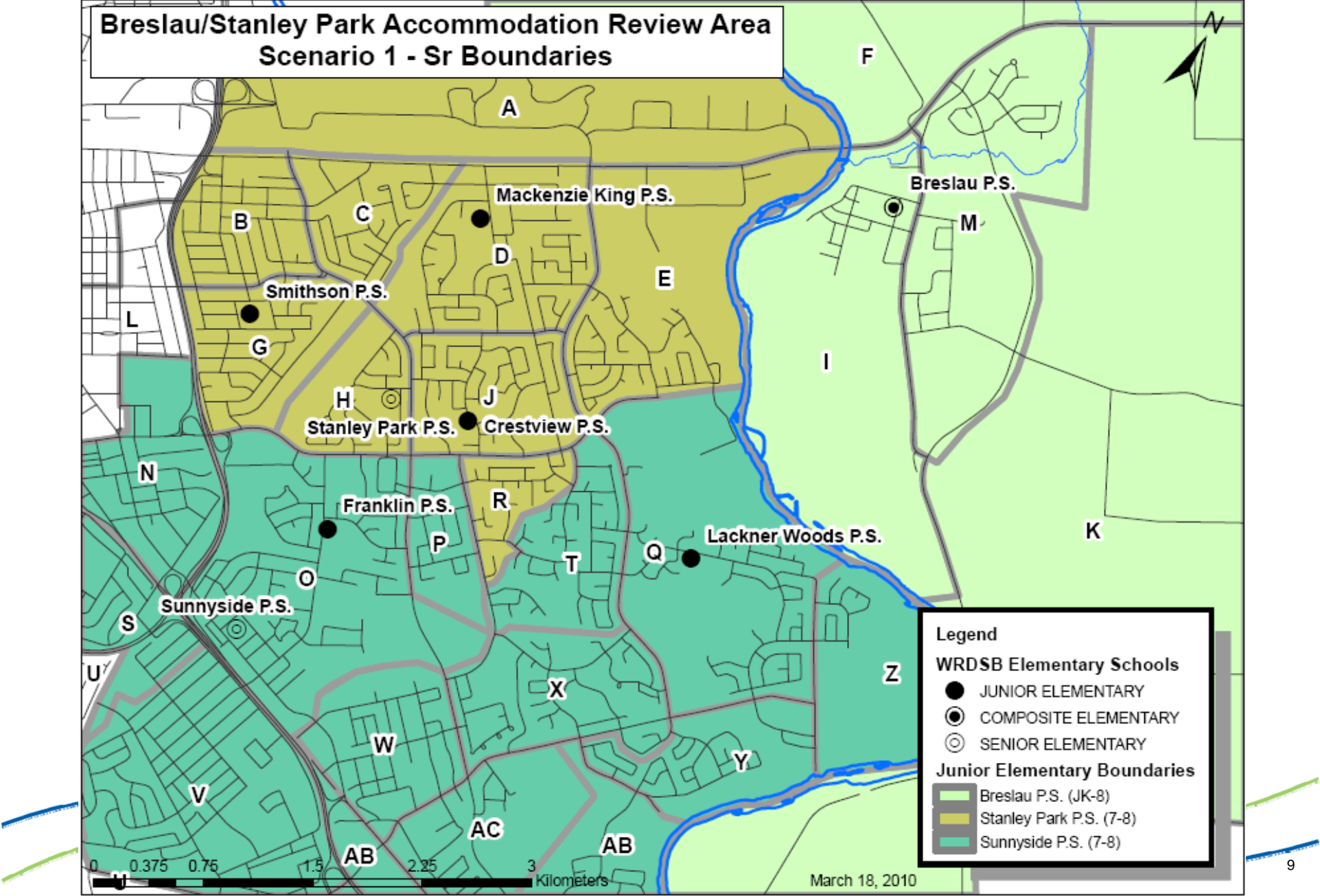


# Scenarios – Scenario 1





# Scenarios – Scenario 1



## Scenarios – Scenario 1

### Description

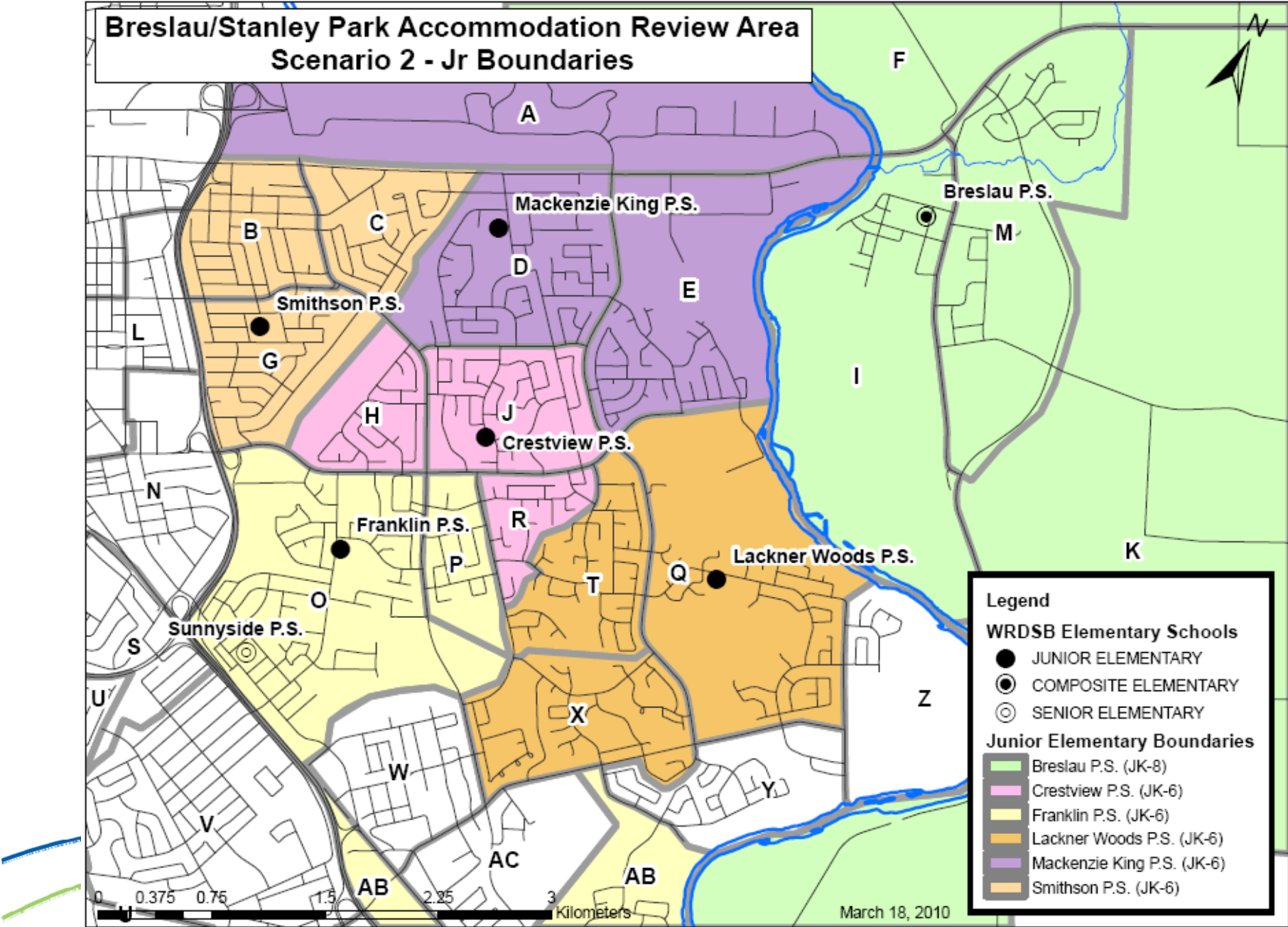
- Area E moves from Breslau P.S. to Mackenzie King P.S. (JK-6), and Stanley Park P.S. (7-8)
- Area C moves from Mackenzie King P.S. to Smithson P.S. (JK-6)
- Areas P and T move from Stanley Park P.S. to Sunnyside P.S. (7-8), eliminating split feeds to Sr. program for Lackner Woods P.S. and Franklin P.S.

School	Built Capacity	2010				2015			2019		
		Total	FTE	%	SR	Total	%	SR	Total	%	SR
Breslau P.S.	325	269	239	83	49	426	131	81	375	115	101
Mackenzie King P.S.	199	305	269	153		314	158		308	155	
Smithson P.S.	299	253	226	85		252	84		240	80	
Crestview P.S.	507	408	357	80		437	86		471	93	
Stanley Park P.S.	441	398	398	90	398	317	72	317	340	77	340
Lackner Woods P.S.	368	588	503	160		691	188		624	170	
Franklin P.S.	581	594	535	102		559	96		536	92	
Sheppard P.S.	429	384	331	90		645	150		564	131	
Howard Robertson P.S.	526	382	339	73		396	75		422	80	
Sunnyside P.S.	423	554	554	131	554	562	133	562	650	154	650
Wilson Ave. P.S.	428	437	385	102		443	104		439	103	
Rockway P.S.	254	238	210	94		247	97		243	96	
<b>Total</b>	<b>4780</b>	<b>4810</b>	<b>4343</b>		<b>1001</b>	<b>5289</b>		<b>960</b>	<b>5212</b>		<b>1091</b>

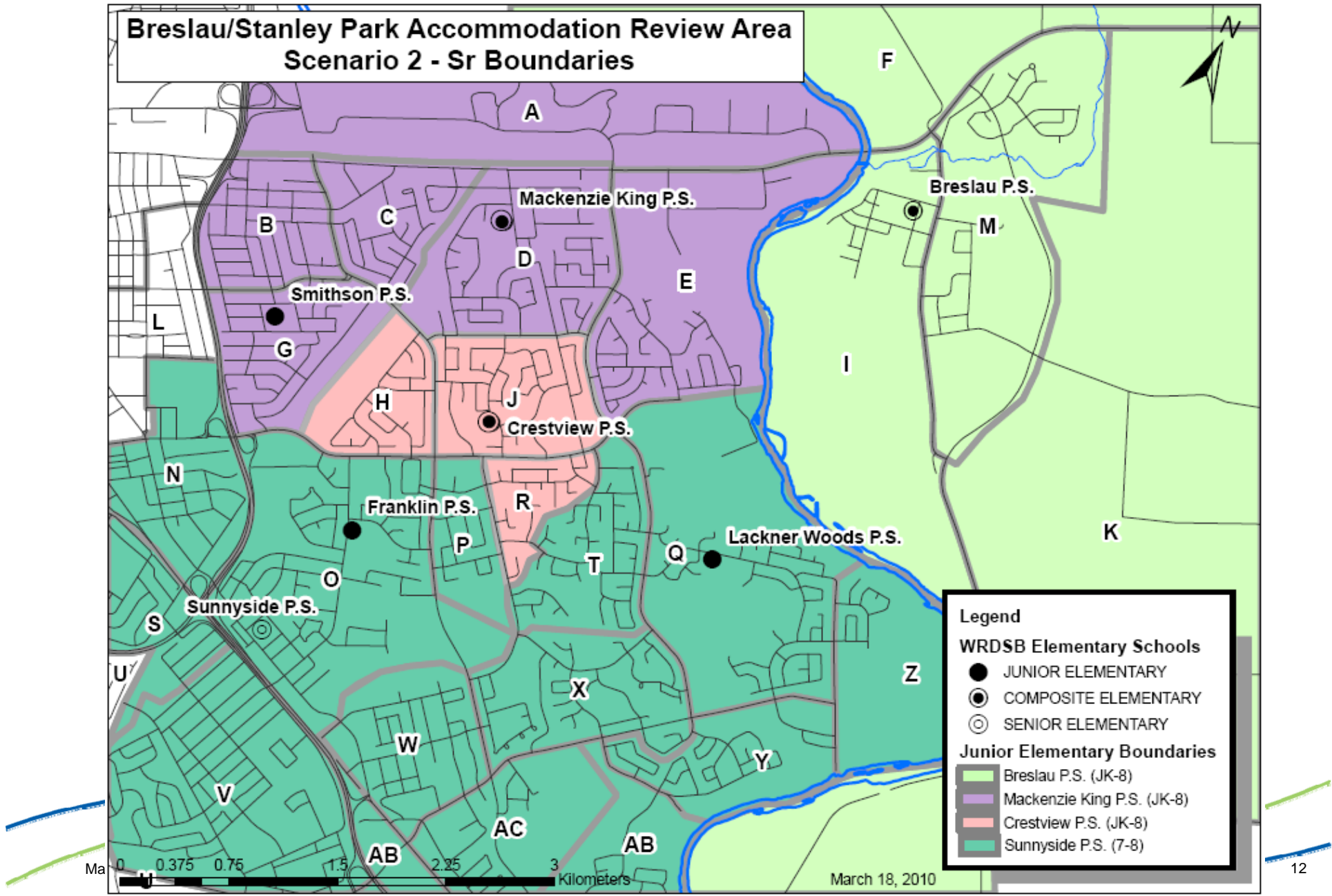
% refers to percentage capacity (Total bodies/capacity)

SR refers to total enrolment of the senior elementary program (7-8)

# Scenarios – Scenario 2



# Scenarios – Scenario 2





## Scenarios – Scenario 2

### Description

- Area E moves from Breslau P.S. to Mackenzie King P.S. (JK-8)
- Area C moves from Mackenzie King P.S. to Smithson P.S. (JK-6)
- Smithson P.S. (JK-6. Areas B, C, G) feed to Mackenzie King P.S. for Gr. 7-8
- Stanley Park P.S. closes
- Crestview becomes JK-8, receives Sr. F.I. and Spec Ed. programs from Stanley Park P.S.
- Areas P and T move from Stanley Park P.S. to Sunnyside P.S. (7-8)

School	Built Capacity	2010				2015			2019		
		Total	FTE	%	SR	Total	%	SR	Total	%	SR
Breslau P.S.	325	269	239	83	49	426	131	81	375	115	101
Mackenzie King P.S.	199	450	414	226	145	455	229	141	452	227	144
Smithson P.S.	299	253	226	85		252	84		240	80	
Crestview P.S.	507	661	610	130	253	613	121	176	667	132	196
Stanley Park P.S.	-	Closed									
Lackner Woods P.S.	368	588	503	160		691	188		624	170	
Franklin P.S.	581	594	535	102		559	96		536	92	
Sheppard P.S.	429	384	331	90		645	150		564	131	
Howard Robertson P.S.	526	382	339	73		396	75		422	80	
Sunnyside P.S.	423	554	554	131	554	562	133	562	650	154	650
Wilson Ave. P.S.	428	437	385	102		443	104		439	103	
Rockway P.S.	254	238	210	94		247	97		243	96	
<b>Total</b>	<b>4339</b>	<b>4810</b>	<b>4343</b>		<b>1001</b>	<b>5289</b>		<b>960</b>	<b>5212</b>		<b>1091</b>

% refers to percentage capacity (Total bodies/capacity)

✓ SR refers to total enrolment of the senior elementary program (7-8)

## Future Meeting Dates

- Breslau/Stanley Park Accommodation Review
  - School Tour: March 27, 2010, 9:00 a.m.
    - Meet at Crestview P.S., 153 Montcalm Dr., Kitchener
  - ARC # 5: Apr 7, 2010, Stanley Park P.S. 6:00-7:30pm
    - Municipal presentations
  - ARC # 6: Apr 21, 2010, Breslau P.S. 6:00-7:30pm
  - Public Meeting # 2 (Tentative) May 5, 2010 Location TBD
  - ARC # 7: May 19, 2010, Stanley Park P.S. 6:00-7:30pm





## Contact Information

- Website: [www.wrdsb.ca](http://www.wrdsb.ca)
  - » About>Planning>Accommodation Reviews
  - » Breslau/Stanley Park Accommodation Review
- E-mail: [boundaryfeedback@wrdsb.on.ca](mailto:boundaryfeedback@wrdsb.on.ca)
- Phone: 519-570-0003 ext. 4419

