

# Breslau/Stanley Park

Elementary Schools Pupil  
Accommodation Review

## Accommodation Review Committee Meeting #16

Feb. 23, 2011

Stanley Park P.S. 6:00 – 7:30 pm



Waterloo Region  
District School Board

# Agenda

**1. Welcome**

**2. ARC Meeting # 15 – Draft Minutes Approval**

**3. Scenario Discussion**

**4. Roundtable**

**5. Future Meeting Dates:**



# Scenario Costing

## Capital Costs and One Time Revenues/Savings

	Scenario 1	Scenario 2
<b>Construction</b>		
Breslau P.S.	2.45 M	2.45 M
Mackenzie King P.S.	3.37 M	9.24 M
Smithson P.S.	0.12 M	0.12 M
Crestview P.S.	-	3.45 M
Stanley Park P.S.	-	0.05 M
<b>Property Disposition</b>		
Stanley Park P.S.	-	(3.36M)*
<b>Deferred Maintenance</b>		
Mackenzie King P.S.	-	(0.61 M)
Stanley Park P.S.	-	(1.15 M)
<b>TOTAL</b>	<b>5.94 M</b>	<b>10.19 M</b>

\*estimated

# Scenario Costing

## Operating Costs

	Scenario 1	Scenario 2
<b>Energy Usage (KWh/m2)*</b>		
Breslau P.S.	333 - ?	333 - ?
Mackenzie King P.S.	292 - ?	157**
Smithson P.S.	same	same
Crestview P.S.	240	240 - ?
Stanley Park P.S.	284	0
<b>Administration Costs</b>		
Breslau P.S.	P, VP, Sec., Cust.	P, VP, Sec., Cust.
Mackenzie King P.S.	P, Sec, Cust	P, VP, Sec., Cust.
Smithson P.S.	P, Sec., Cust.	P, Sec., Cust.
Crestview P.S.	P, VP, Sec., Cust.	P, VP, Sec., Cust.
Stanley Park P.S.	P, VP, Sec., Cust.	-

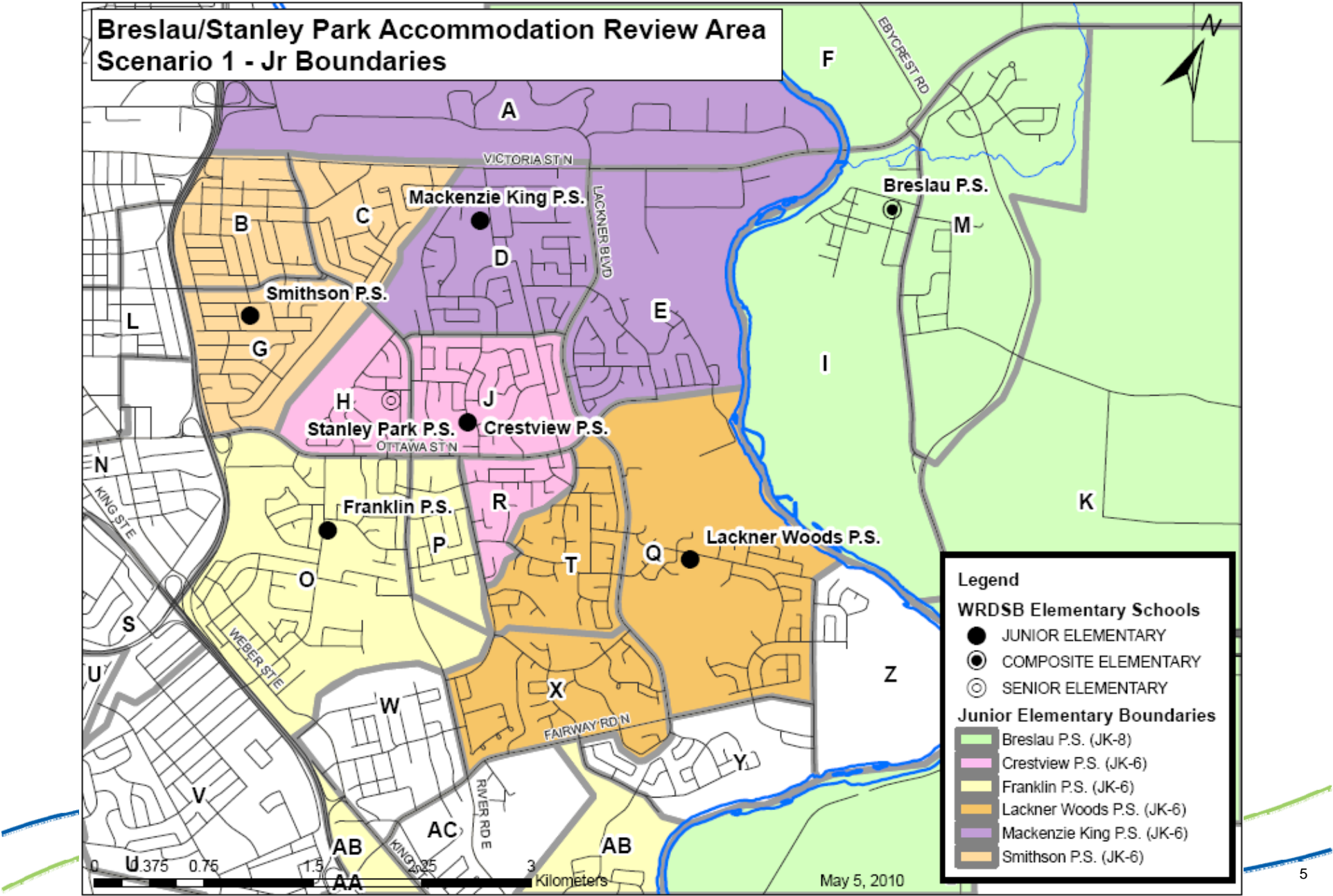
\*Based on 2008 usage

\*\* Energy usage of W.T. Towshend P.S. (OTG capacity 638)

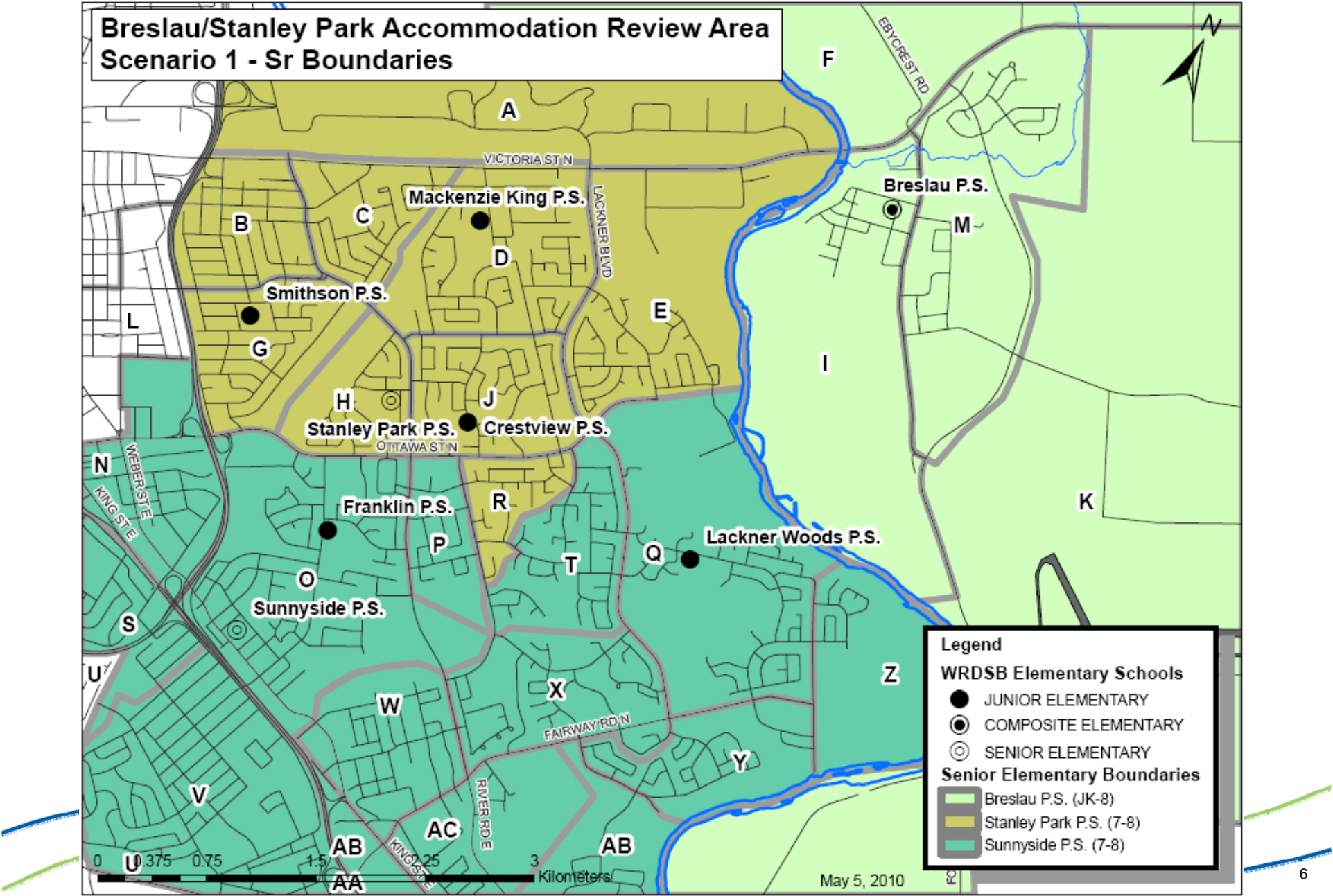
Scenario 2 would see Stanley Park P.S. and Mackenzie King P.S. m2 replicated in more energy efficient construction

Scenario 2 permanently reduces administrative costs by 1 principal, 1 secretary, and custodial staff

# Scenarios – Scenario 1



# Scenarios – Scenario 1





# Scenarios - Scenario 1

## Description

- Area E moves from Breslau P.S. to Mackenzie King P.S. (JK-6), and Stanley Park P.S. (7-8)
- Area C moves from Mackenzie King P.S. to Smithson P.S. (JK-6)
- Areas P and T move from Stanley Park P.S. to Sunnyside P.S. (7-8), eliminating split feeds to Sr. program for Lackner Woods P.S. and Franklin P.S.

School	Built Capacity	2012				2016			2021		
		Total	FTE	%	SR	Total	%	SR	Total	%	SR
Breslau P.S.	325	362	325	111	61	461	142	99	414	127	113
Mackenzie King P.S.	199	294	257	148		362	182		340	171	
Smithson P.S.	299	259	231	87		255	85		247	83	
Crestview P.S.	507	418	363	82		459	91		480	95	
Stanley Park P.S.	441	354	354	80	354	297	67	297	343	78	343
Lackner Woods P.S.	368	666	587	181		693	188		607	165	
Franklin P.S.	582	568	508	98		551	95		542	93	
<b>Total</b>	<b>2721</b>	<b>2921</b>	<b>2624</b>		<b>415</b>	<b>3078</b>		<b>396</b>	<b>2973</b>		<b>456</b>

% refers to percentage capacity (Total bodies/capacity)

SR refers to total enrolment of the senior elementary program (7-8)

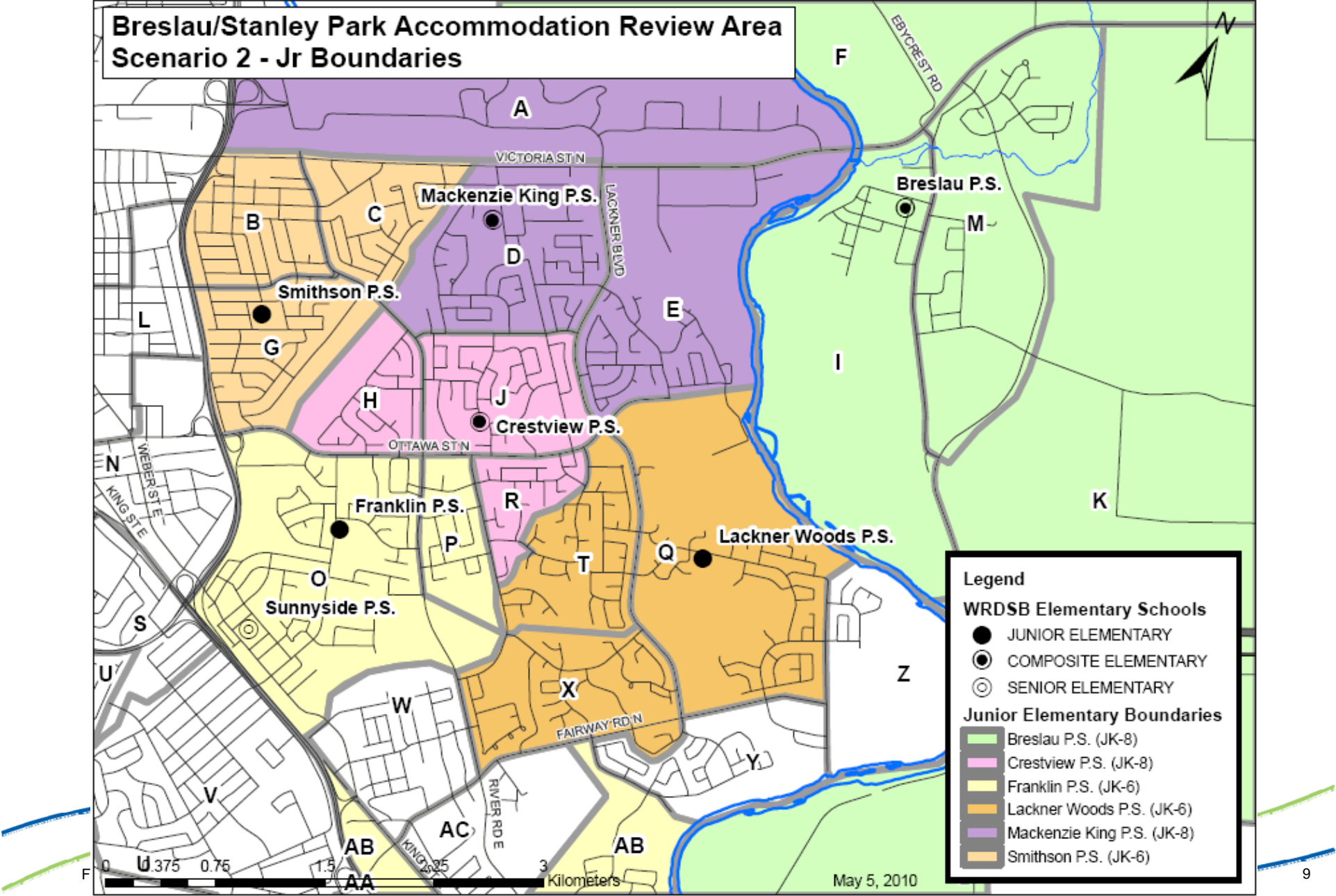


## Scenario Evaluation – Scenario 1

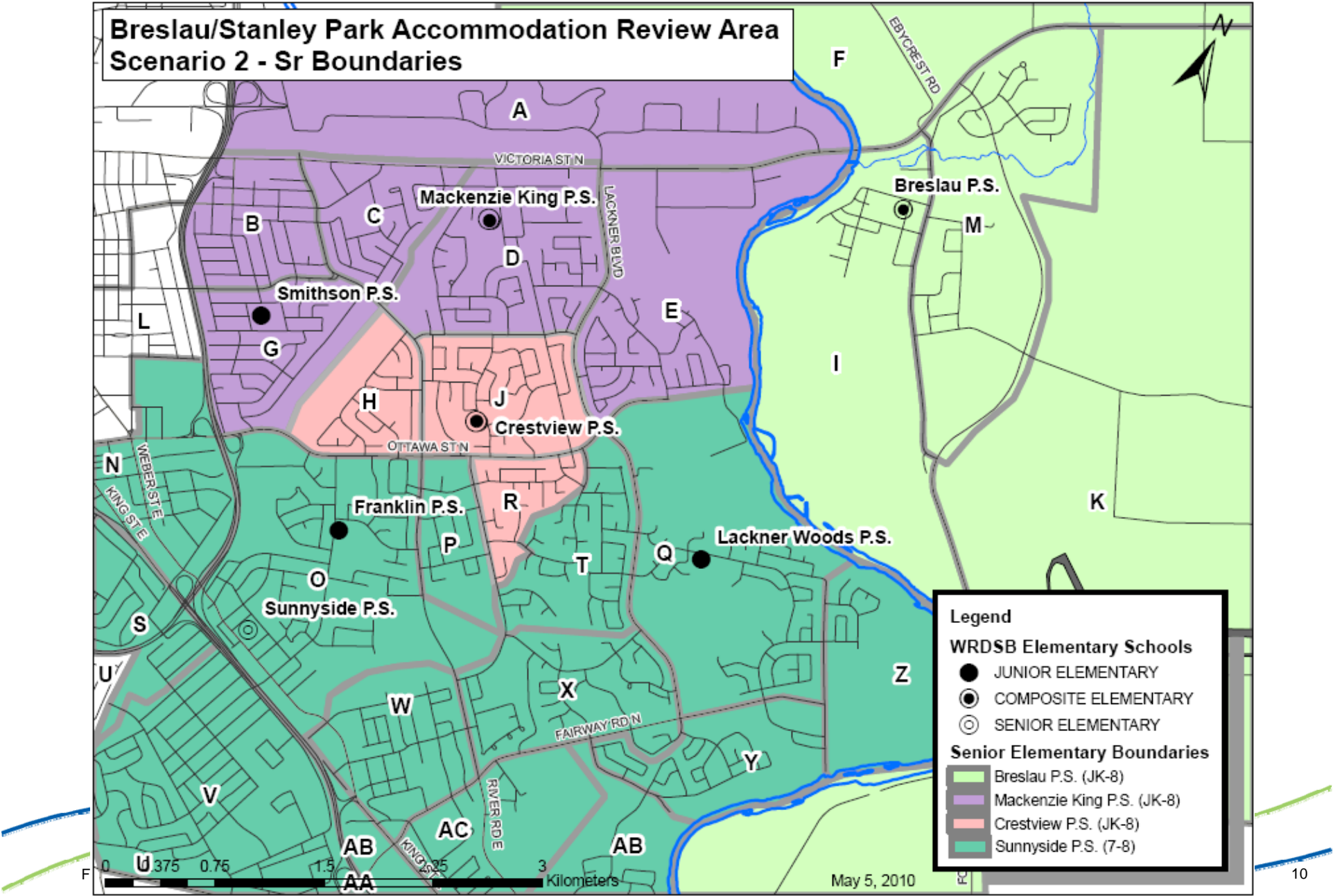
Objective	Meets	Doesn't Meet	Comments
Regard for Board Policy 3002	✓		<ul style="list-style-type: none"> <li>•Breslau P.S. senior numbers low initially</li> <li>•Smithson P.S. small organization but larger than current enrolment.</li> </ul>
Recognize distribution Spec Ed., F.I., ESL programs	✓		
Maximize students within walking distance		✓	<ul style="list-style-type: none"> <li>•No real net gain in students within walking distance</li> </ul>
Maximize the number of students in permanent accommodation	✓		<ul style="list-style-type: none"> <li>•With proposed capital expenditures</li> </ul>
Eliminate where practical underutilized space	✓		<ul style="list-style-type: none"> <li>•At Smithson P.S.</li> </ul>
Identify facility requirements for new mandates	✓		
Improve retained facilities	✓		<ul style="list-style-type: none"> <li>•With proposed capital expenditures</li> </ul>
Create more consistent feeds between senior elementary program and secondary programs		✓	<ul style="list-style-type: none"> <li>•Creates inconsistent senior elementary to secondary program feed for Areas P, and T.</li> </ul>
Addresses future development and demographics	✓		<ul style="list-style-type: none"> <li>•All schools remain open, serving local communities</li> </ul>
Minimizes number of student transitions	✓		<ul style="list-style-type: none"> <li>•Keeps neighbourhoods together.</li> <li>•Area E transitions from an K-8 model to a K-6 to 7-8 model. More transitions for Area E once implemented.</li> </ul>



# Scenarios – Scenario 2



# Scenarios – Scenario 2



## Scenarios – Scenario 2

### Description

- Area E moves from Breslau P.S. to Mackenzie King P.S. which becomes JK-8.
- Area C moves from Mackenzie King P.S. to Smithson P.S. (JK-6)
- Smithson P.S. (JK-6. Areas B, C, G) feed to Mackenzie King P.S. for Gr. 7-8
- Stanley Park P.S. closes. Senior French Immersion and Spec Ed. programs move to Crestview P.S. (JK-8)
- Crestview becomes JK-8, receives Sr. F.I. and Spec Ed. programs from Stanley Park P.S.
- Areas P and T move from Stanley Park P.S. to Sunnyside P.S. (7-8)

School	Built Capacity	2012				2016			2021		
		Total	FTE	%	SR	Total	%	SR	Total	%	SR
Breslau P.S.	325	362	325	111	61	461	142	99	414	127	113
Mackenzie King P.S.	199	450	413	226	156	497	250	135	498	250	158
Smithson P.S.	299	259	231	87		255	85		247	83	
Crestview P.S.	507	622	567	123	199	631	124	166	667	132	187
Stanley Park P.S.	441	Closed									
Lackner Woods P.S.	368	666	587	181		693	188		607	165	
Franklin P.S.	582	568	508	98		551	95		542	93	
<b>Total</b>	<b>2280</b>	<b>2927</b>	<b>2629</b>		<b>416</b>	<b>3088</b>		<b>400</b>	<b>2975</b>		<b>458</b>

% refers to percentage capacity (Total bodies/capacity)

SR refers to total enrolment of the senior elementary program (7-8)



Waterloo Region  
District School Board

## Scenario Evaluation – Scenario 2

Objective	Meets	Doesn't Meet	Comments
Regard for Board Policy 3002	✓		<ul style="list-style-type: none"> <li>•Breslau P.S. senior numbers low initially</li> <li>•Smithson P.S. small organization but larger than current enrolment.</li> <li>•Moving in JK-8 elementary organization direction</li> </ul>
Recognize distribution Spec Ed., F.I., ESL programs	✓		
Maximize students within walking distance	✓	✓	•Slight improvement
Maximize the number of students in permanent accommodation	✓		•With proposed capital expenditures
Eliminate where practical underutilized space	✓		•At Smithson P.S.
Identify facility requirements for new mandates	✓		
Improve retained facilities	✓		•With proposed capital expenditures.
Create more consistent feeds between senior elementary program and secondary programs		✓	•Creates inconsistent senior elementary to secondary program feed for Areas P, and T.
Addresses future development and demographics	□		
Minimizes number of student transitions	✓		<ul style="list-style-type: none"> <li>•Student transitions reduced at Mackenzie King and Crestview P.S. (JK-8). Still JK-6 to JK-8 transition from Smithson P.S. and Franklin P.S. French Immersion.</li> <li>•Area E transitions from K-8 to K-8.</li> </ul>