

Breslau/Stanley Park

Elementary Schools Pupil
Accommodation Review

Accommodation Review Committee Meeting #9

September 22, 2010

Stanley Park P.S. Library 6:00 – 7:30 pm



Waterloo Region
District School Board

Agenda

1. Welcome/Introductions

Carolyn Graham (New Principal – Smithson P.S.)

2. ARC # 8 – Draft Minutes Approved

Moved: Tracy Jasmins

Seconded: Mark Richardson

3. Revised Draft Review Objectives

4. School Information Profiles

5. Scenarios

6. Roundtable

7. Future Meeting Dates:



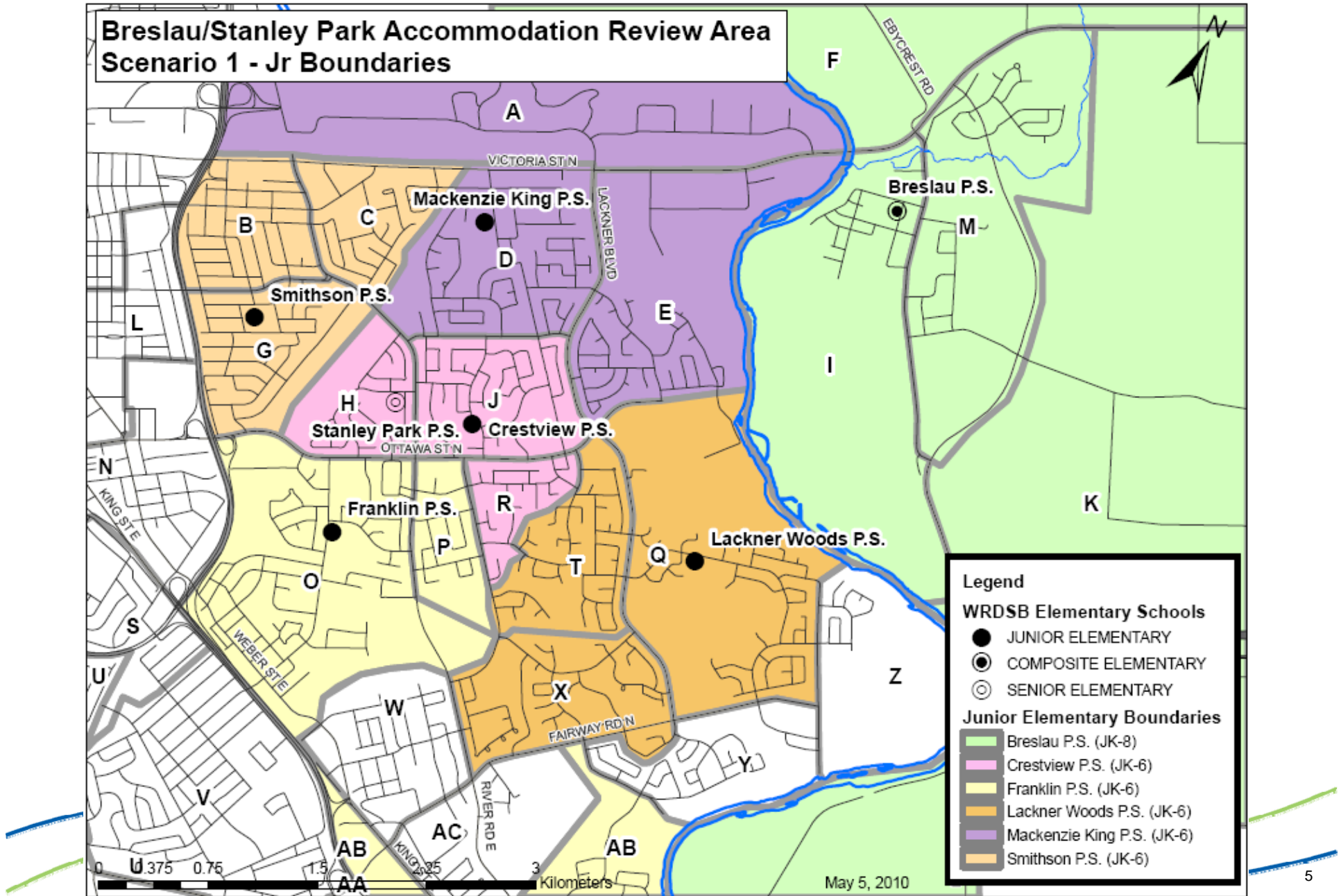
Draft Objectives (previous)

- Provide current and future students in the review area with equitable program opportunities to ensure their success by:
 - Having regard for the Good Schools Standing Committee guiding principles on school size
 - Reviewing elementary school organizations (i.e. JK-6, 7-8, JK-8)
 - Recognizing the distribution of Special Education, French Immersion and English as a Second Language programs
- Support the optimal use of facilities, capital and operating resources through the consideration of:
 - School location
 - Recognize the relationship/identity of community to local elementary school
 - Minimize transportation costs in the long-term by maximizing the number of students within walking distance of a school
 - Facility amenities and condition
 - Priorities for physical accessibility of facilities by the Accessibility Committee
 - Site
 - Safety and security
- Develop a solution that is long-term (approximately 10 years) by taking into consideration:
 - Consistency of feeds to senior elementary and secondary school programs
 - Future development plans and demographic shifts
- Consider student transitions

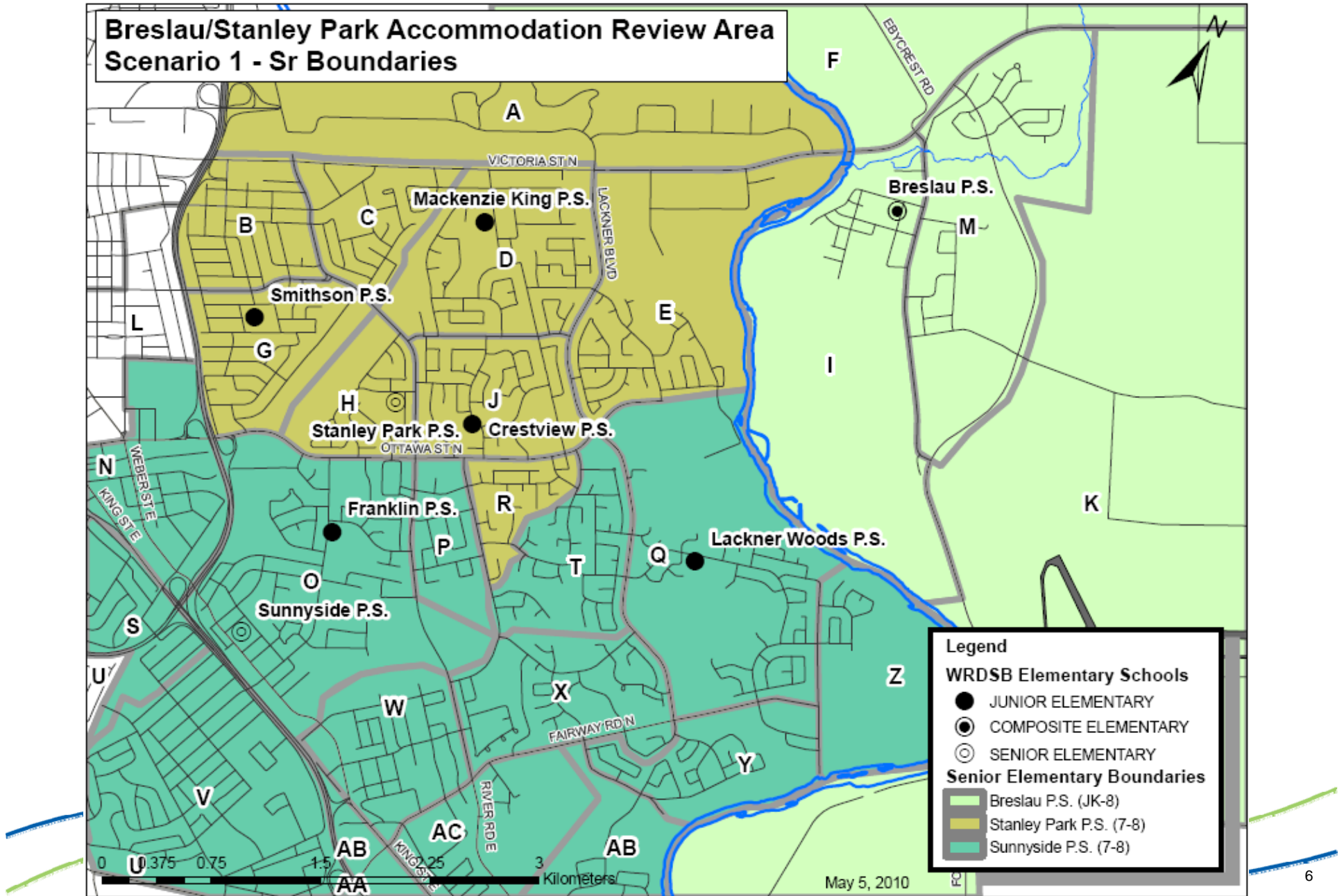
Draft Objectives (revised)

- Provide current and future students in the review area with equitable program opportunities to ensure their success by:
 - Having regard for the Good Schools Standing Committee guiding principles on school size.
 - Recognizing the distribution of Special Education, French Immersion and English as a Second Language programs, and ensuring they are accommodated with any proposed changes.
- Make the best use of Capital and Operating resources by:
 - Maximizing the number of students within walking distance to school.
 - Maximizing the number of students in permanent accommodation
 - Where practical eliminate underutilized space and introduce new facility
 - Identify facility requirements for new mandates (i.e. AODA, ELKP)
 - Improve retained facilities (i.e. site, layout, security, access, facility)
- Develop a solution that is long-term (approximately 10 years) by:
 - Creating more consistent feeds between the secondary and senior elementary program
 - Addressing future development plans and demographic shifts
 - Minimizing the number of student transitions where changes are proposed

Scenario Review – Scenario 1



Scenario Review – Scenario 1



Scenario Review – Scenario 1

Description

- Area E moves from Breslau P.S. to Mackenzie King P.S. (JK-6), and Stanley Park P.S. (7-8)
- Area C moves from Mackenzie King P.S. to Smithson P.S. (JK-6)
- Areas P and T move from Stanley Park P.S. to Sunnyside P.S. (7-8), eliminating split feeds to Sr. program for Lackner Woods P.S. and Franklin P.S.

| School | Built Capacity | 2012 | | | | 2016 | | | 2021 | | |
|---------------------|----------------|-------------|-------------|-----|------------|-------------|-----|------------|-------------|-----|------------|
| | | Total | FTE | % | SR | Total | % | SR | Total | % | SR |
| Breslau P.S. | 325 | 362 | 325 | 111 | 61 | 461 | 142 | 99 | 414 | 127 | 113 |
| Mackenzie King P.S. | 199 | 294 | 257 | 148 | | 362 | 182 | | 340 | 171 | |
| Smithson P.S. | 299 | 259 | 231 | 87 | | 255 | 85 | | 247 | 83 | |
| Crestview P.S. | 507 | 418 | 363 | 82 | | 459 | 91 | | 480 | 95 | |
| Stanley Park P.S. | 441 | 354 | 354 | 80 | 354 | 297 | 67 | 297 | 343 | 78 | 343 |
| Lackner Woods P.S. | 368 | 666 | 587 | 181 | | 693 | 188 | | 607 | 165 | |
| Franklin P.S. | 582 | 568 | 508 | 98 | | 551 | 95 | | 542 | 93 | |
| Total | 2721 | 2921 | 2624 | | 415 | 3078 | | 396 | 2973 | | 456 |

% refers to percentage capacity (Total bodies/capacity)

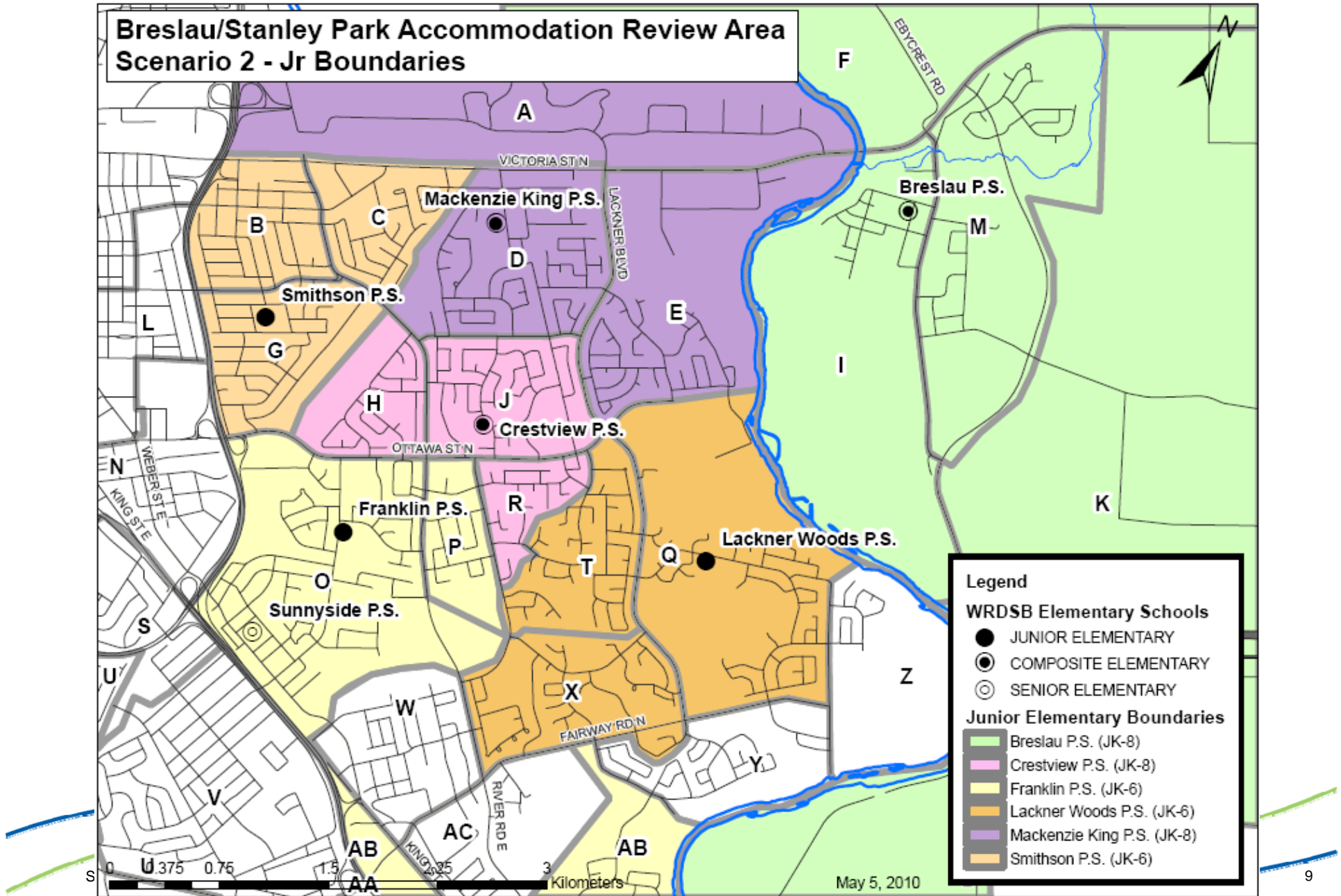
SR refers to total enrolment of the senior elementary program (7-8)



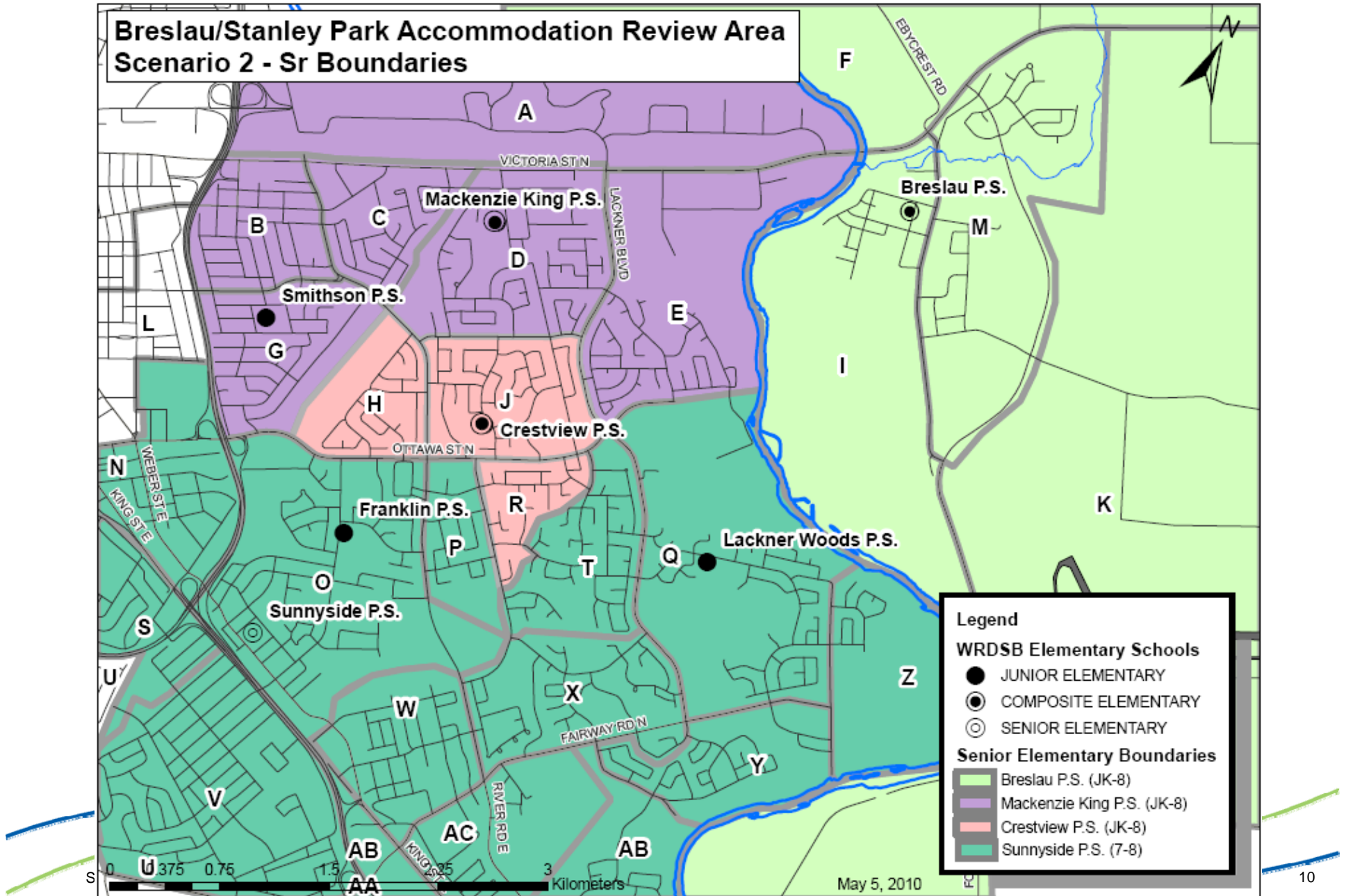
Scenario Review – Scenario 1

| Does Well | Not so Well |
|--|---|
| No school closures; presence in every neighbourhood. Breslau remains JK-8. | Does not move toward JK-8 model. |
| Minimal disruption (except for the Kitchener to Breslau students). | Breslau remains JK-8, but small 7/8 program for some time. |
| Enrolment increases at Smithson and Mackenzie King. | Addition at Mackenzie King; Crestview under its large built capacity but okay for organization. |
| Reduce former Kitchener to Breslau transportation if proper school crossing of Lackner Blvd. | Addition/renovation required at Breslau for longer term. |
| | May be expensive if Stanley Park needs major structural upgrade (?). |

Scenario Review – Scenario 2



Scenario Review – Scenario 2



Scenario Review – Scenario 2

Description

- Area E moves from Breslau P.S. to Mackenzie King P.S. which becomes JK-8.
- Area C moves from Mackenzie King P.S. to Smithson P.S. (JK-6)
- Smithson P.S. (JK-6. Areas B, C, G) feed to Mackenzie King P.S. for Gr. 7-8
- Stanley Park P.S. closes. Senior French Immersion and Spec Ed. programs move to Crestview P.S. (JK-8)
- Crestview becomes JK-8, receives Sr. F.I. and Spec Ed. programs from Stanley Park P.S.
- Areas P and T move from Stanley Park P.S. to Sunnyside P.S. (7-8)

| School | Built Capacity | 2012 | | | | 2016 | | | 2021 | | |
|---------------------|----------------|-------------|-------------|-----|------------|-------------|-----|------------|-------------|-----|------------|
| | | Total | FTE | % | SR | Total | % | SR | Total | % | SR |
| Breslau P.S. | 325 | 362 | 325 | 111 | 61 | 461 | 142 | 99 | 414 | 127 | 113 |
| Mackenzie King P.S. | 199 | 450 | 413 | 226 | 156 | 497 | 250 | 135 | 498 | 250 | 158 |
| Smithson P.S. | 299 | 259 | 231 | 87 | | 255 | 85 | | 247 | 83 | |
| Crestview P.S. | 507 | 622 | 567 | 123 | 199 | 631 | 124 | 166 | 667 | 132 | 187 |
| Stanley Park P.S. | 441 | Closed | | | | | | | | | |
| Lackner Woods P.S. | 368 | 666 | 587 | 181 | | 693 | 188 | | 607 | 165 | |
| Franklin P.S. | 582 | 568 | 508 | 98 | | 551 | 95 | | 542 | 93 | |
| Total | 2280 | 2927 | 2629 | | 416 | 3088 | | 400 | 2975 | | 458 |

% refers to percentage capacity (Total bodies/capacity)

SR refers to total enrolment of the senior elementary program (7-8)

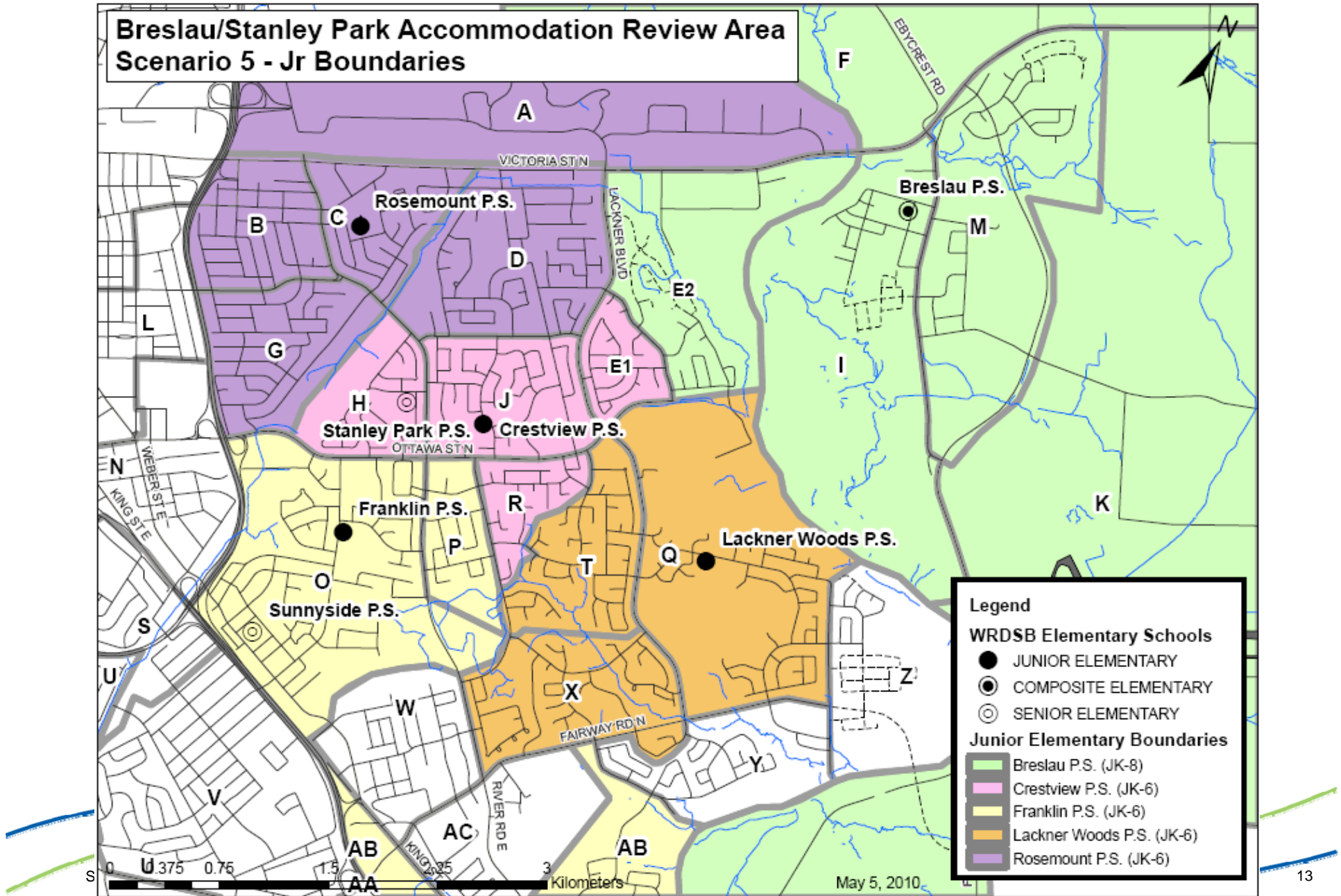


Waterloo Region
District School Board

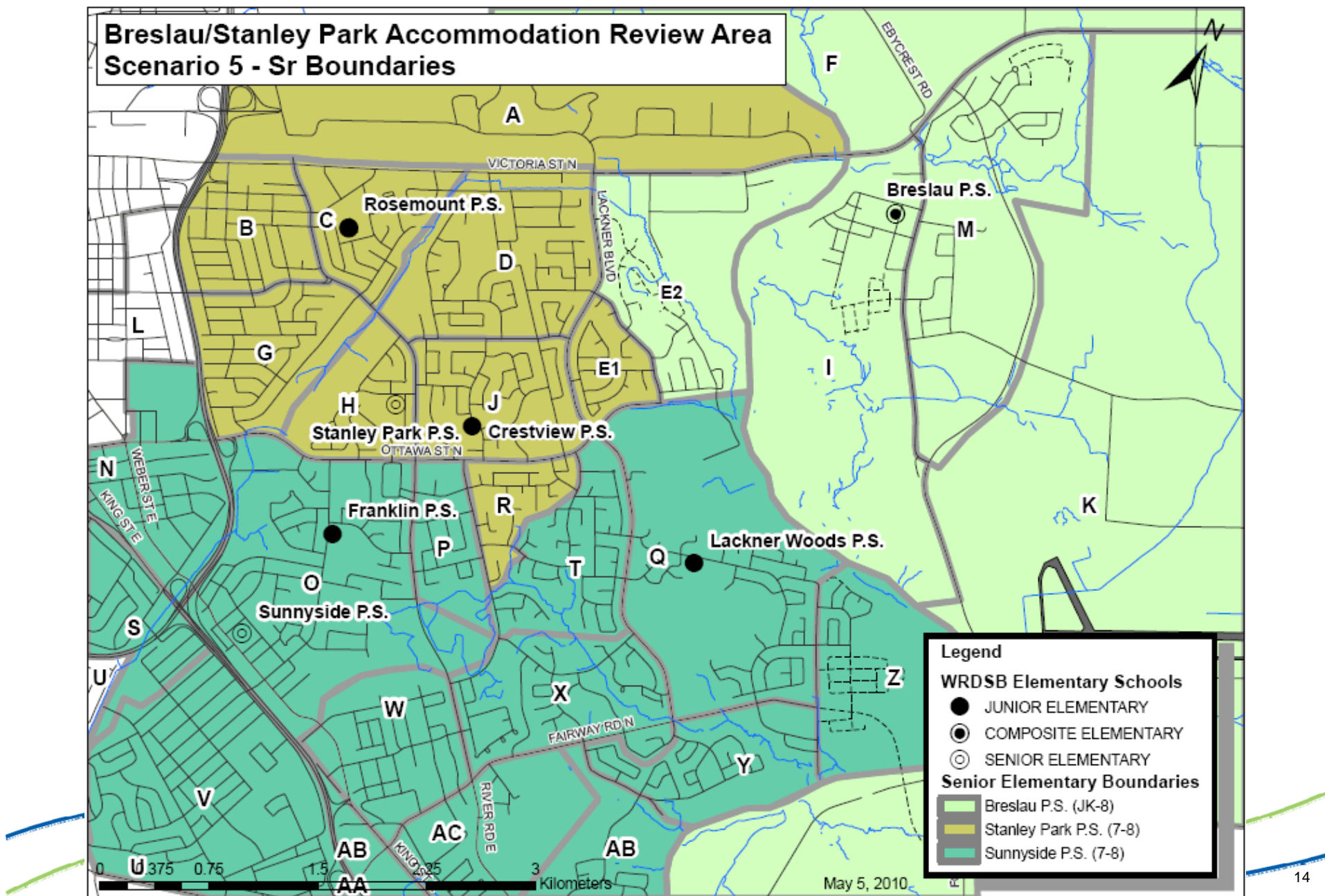
Scenario Review – Scenario 2

| Does Well | Not so Well |
|---|--|
| Moves toward JK-8 model. | Two major additions at Crestview and Mackenzie King to accommodate 7/8 program |
| School closure (saves maintenance, capital and operating dollars). | Addition/renovation required at Breslau for longer term |
| Enrolment increases at Smithson and Mackenzie King. | Breslau as JK-8 has small 7/8 program for some time (Kitchener area moves) |
| Breslau remains JK-8 | Loss of 'traditional' JK-6, 7/8 format. |
| Maintains a presence in each existing school community. | |
| Renovation/addition at Mackenzie King would address existing facility deficiencies. | |

Scenario Review – Scenario 5



Scenario Review – Scenario 5



Scenario Review – Scenario 5

Description

- Area E1 moves from Breslau P.S. to Crestview P.S. (JK-6)
- Smithson P.S. and Mackenzie King P.S. closed, and those areas attend new Rosemount P.S.
- Areas P and T move from Stanley Park P.S. to Sunnyside P.S. (7-8)

| School | Built Capacity | 2012 | | | | 2016 | | | 2021 | | |
|---------------------|----------------|-------------|-------------|-----|------------|-------------|-----|------------|-------------|-----|------------|
| | | Total | FTE | % | SR | Total | % | SR | Total | % | SR |
| Breslau P.S. | 325 | 461 | 416 | 142 | 83 | 632 | 194 | 141 | 564 | 174 | 155 |
| Mackenzie King P.S. | 199 | Closed | | | | | | | | | |
| Smithson P.S. | 299 | Closed | | | | | | | | | |
| Crestview P.S. | 507 | 486 | 420 | 96 | | 544 | 107 | | 572 | 113 | |
| Stanley Park P.S. | 441 | 336 | 336 | 76 | 336 | 264 | 60 | 264 | 306 | 69 | 306 |
| Lackner Woods P.S. | 368 | 666 | 587 | 181 | | 693 | 188 | | 607 | 165 | |
| Franklin P.S. | 582 | 568 | 508 | 98 | | 551 | 95 | | 542 | 93 | |
| New Rosemount P.S. | ??? | 421 | 373 | | | 420 | | | 387 | | |
| Total | 2223 | 2938 | 2639 | | 419 | 3104 | | 405 | 2978 | | 461 |

% refers to percentage capacity (Total bodies/capacity)

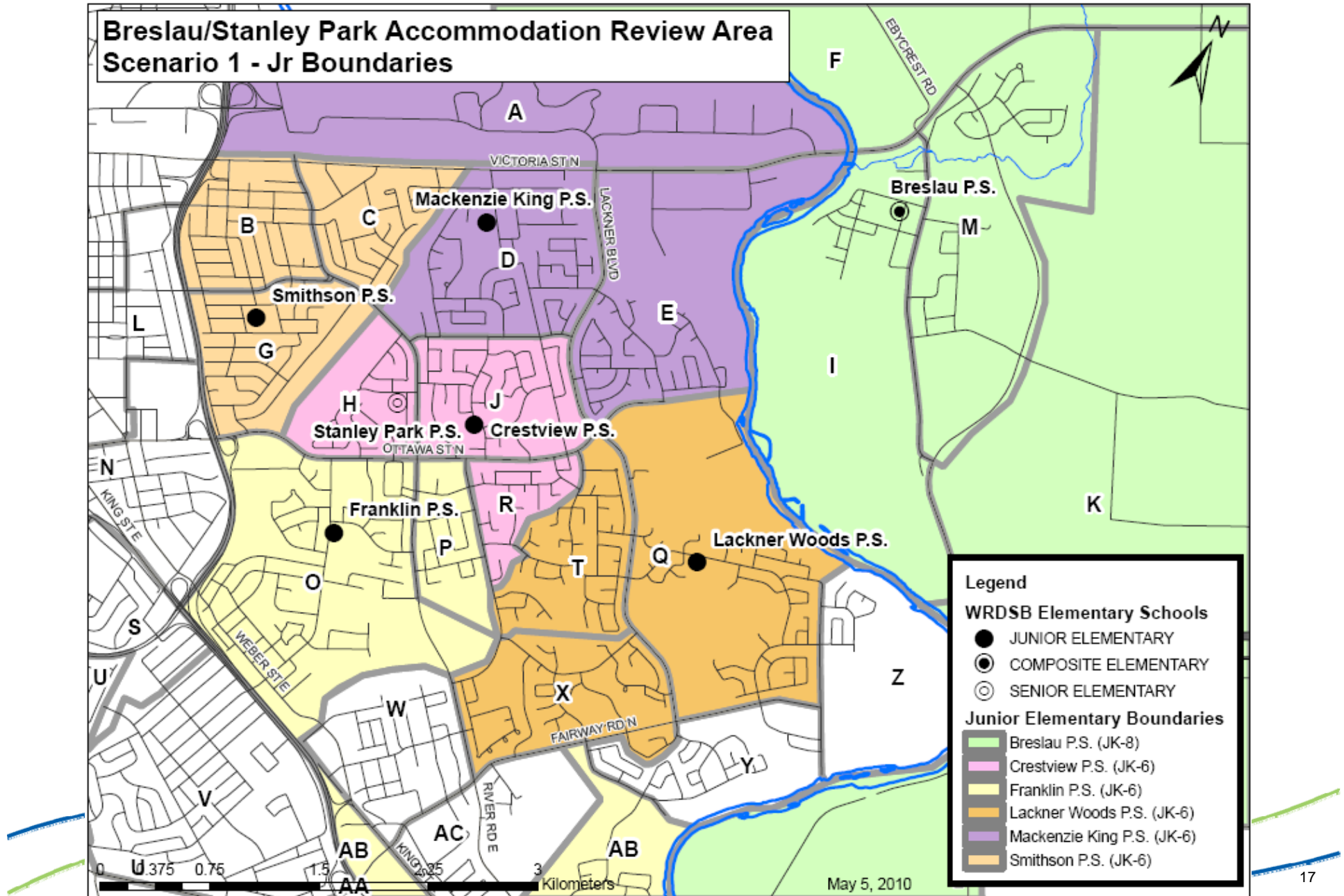
SR refers to total enrolment of the senior elementary program (7-8)



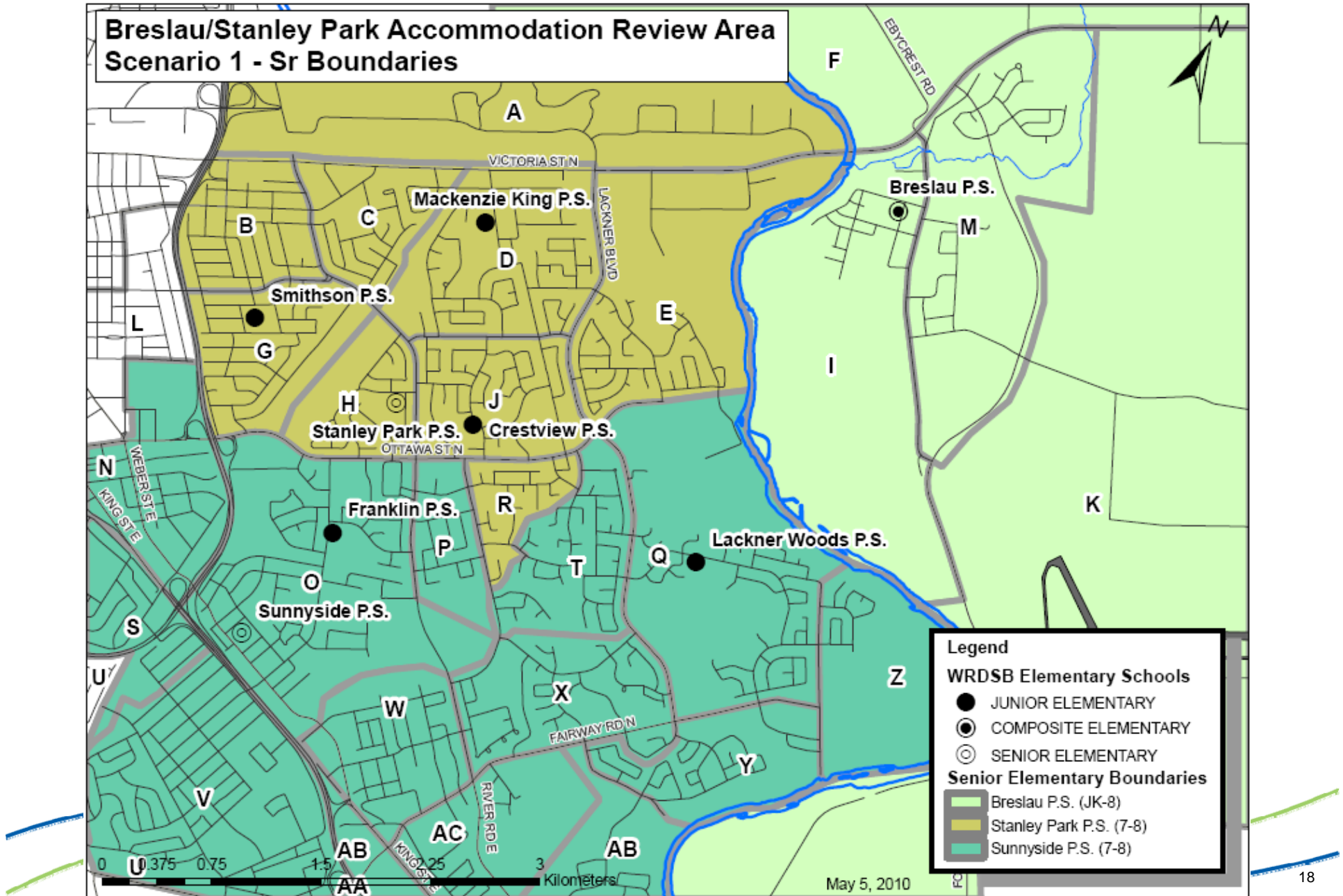
Scenario Review – Scenario 5

| Does Well | Not so Well |
|---|--|
| Breslau remains JK-8. (Same as S1) | Higher numbers at Breslau; exacerbates need for addition/renovations. |
| Minimal disruption (except for the Kitchener to Breslau students). (Same as Sc. 1) | Small, new growth area remains at Breslau; earlier existing students move. |
| Enrolment increases at Smithson and Mackenzie King. (Same as Sc. 1) | Area E divided; eventually all of E will move into Kitchener schools. |
| Breslau 7/8 program grows larger over time | Stages the ‘move’ of students in Area E |
| Stages the ‘move’ of students in Area E | Closes 2 community schools (Mackenzie King and Smithson) |
| Maintenance operational savings in closing 2 older facilities | |

New Scenarios – Scenario 1 (Area E grandparenting option 1)



New Scenarios – Scenario 1 (Area E grandparenting option 1)



New Scenarios – Scenario 1 (Area E grandparenting option 1)

Description

- Area E moves from Breslau P.S. to Mackenzie King P.S. (JK-6), and Stanley Park P.S. (7-8)
 - Area E is “grandparented” out of Breslau starting in 2011 with the JK class
- Area C moves from Mackenzie King P.S. to Smithson P.S. (JK-6)
- Areas P and T move from Stanley Park P.S. to Sunnyside P.S. (7-8), eliminating split feeds to Sr. program for Lackner Woods P.S. and Franklin P.S.

| School | Built Capacity | 2012 | | | | 2016 | | | 2021 | | |
|---------------------|----------------|-------------|-------------|-----|------------|-------------|-----|------------|-------------|-----|------------|
| | | Total | FTE | % | SR | Total | % | SR | Total | % | SR |
| Breslau P.S. | 325 | 518 | 481 | 159 | 110 | 565 | 174 | 155 | 414 | 127 | 113 |
| Mackenzie King P.S. | 199 | 187 | 150 | 94 | | 314 | 158 | | 340 | 171 | |
| Smithson P.S. | 299 | 259 | 231 | 87 | | 255 | 85 | | 247 | 83 | |
| Crestview P.S. | 507 | 418 | 363 | 82 | | 459 | 91 | | 480 | 95 | |
| Stanley Park P.S. | 441 | 305 | 305 | 69 | 305 | 241 | 55 | 241 | 343 | 78 | 343 |
| Lackner Woods P.S. | 368 | 666 | 587 | 181 | | 693 | 188 | | 607 | 165 | |
| Franklin P.S. | 582 | 568 | 508 | 98 | | 551 | 95 | | 542 | 93 | |
| Total | 2721 | 2921 | 2624 | | 415 | 3078 | | 396 | 2973 | | 456 |

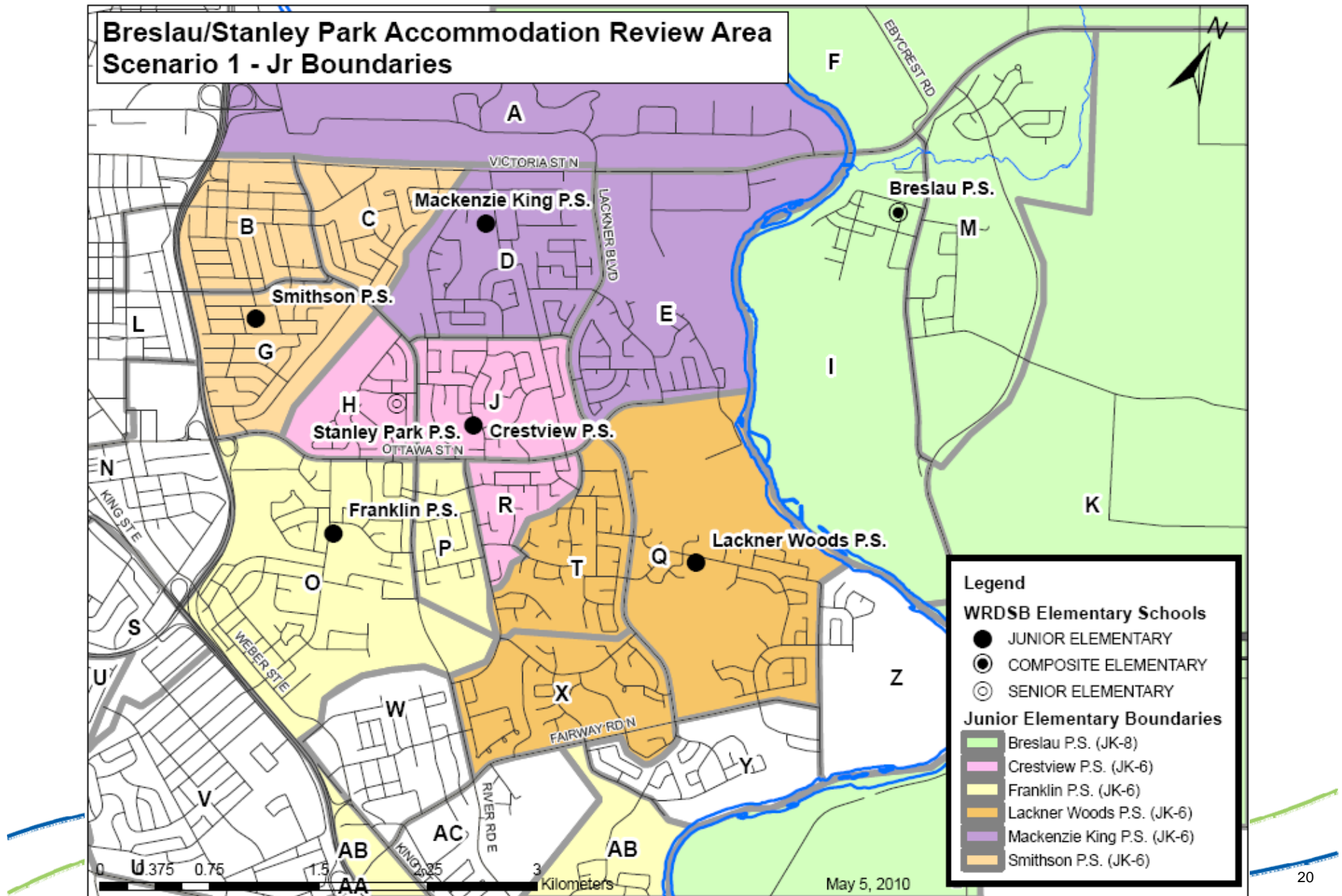
% refers to percentage capacity (Total bodies/capacity)

SR refers to total enrolment of the senior elementary program (7-8)

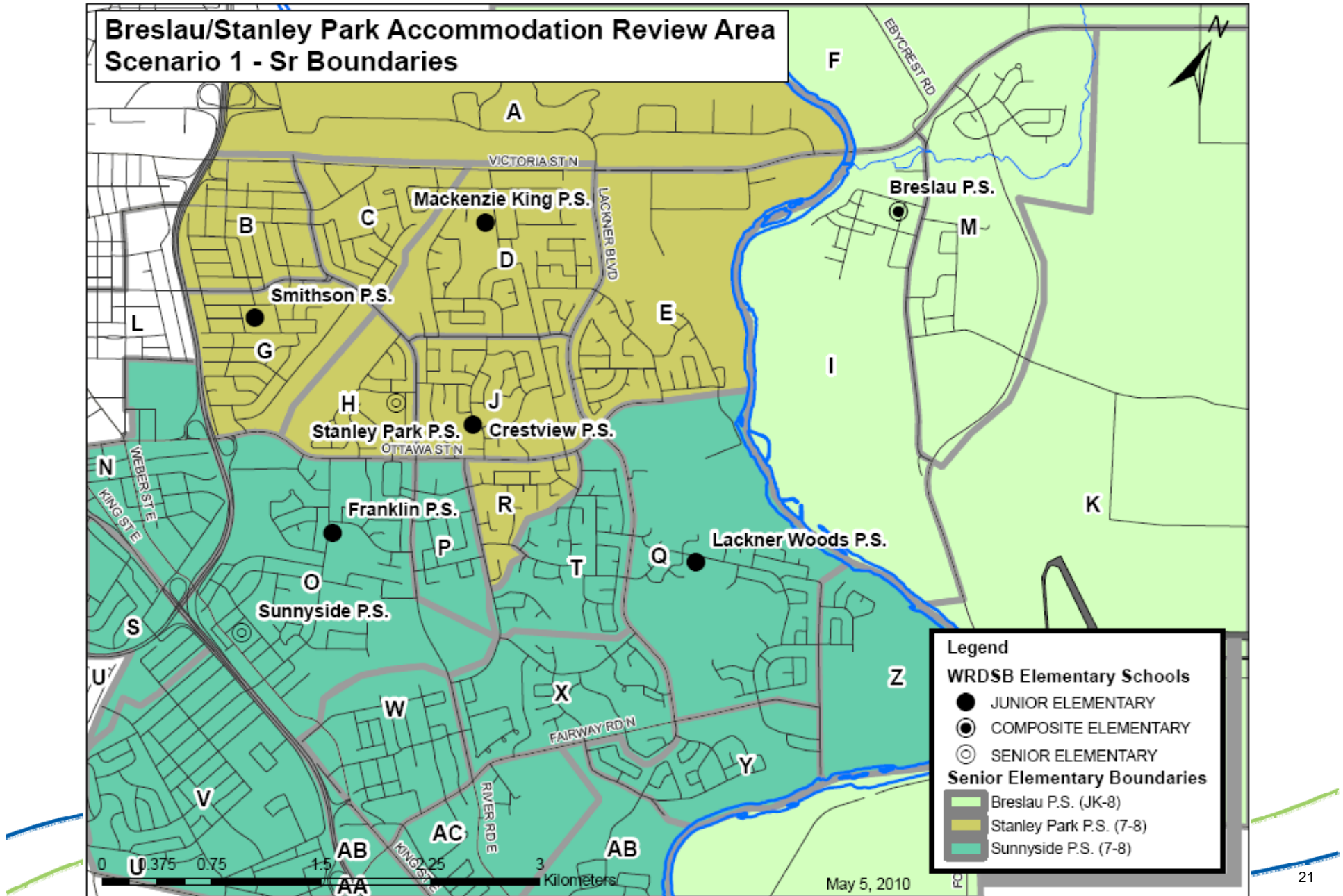


Waterloo Region
District School Board

New Scenarios – Scenario 1 (Area E grandparenting option 2)



New Scenarios – Scenario 1 (Area E grandparenting option 2)



New Scenarios – Scenario 1 (Area E grandparenting option 2)

Description

- Area E moves from Breslau P.S. to Mackenzie King P.S. (JK-6), and Stanley Park P.S. (7-8)
 - Area E is “grandparented” out of Breslau starting in 2011 with the Gr. 4 class
- Area C moves from Mackenzie King P.S. to Smithson P.S. (JK-6)
- Areas P and T move from Stanley Park P.S. to Sunnyside P.S. (7-8), eliminating split feeds to Sr. program for Lackner Woods P.S. and Franklin P.S.

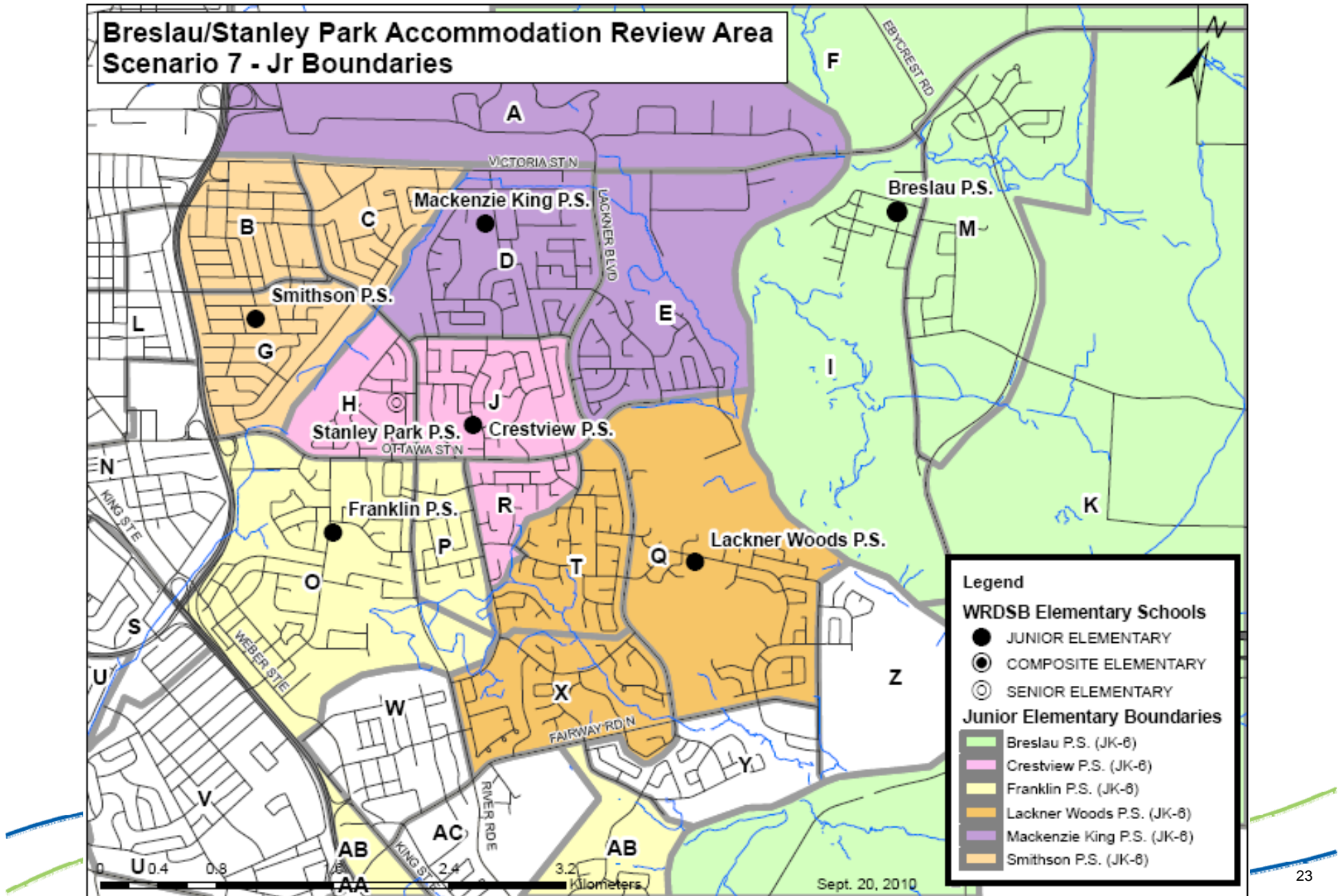
| School | Built Capacity | 2012 | | | | 2016 | | | 2021 | | |
|---------------------|----------------|-------------|-------------|-----|------------|-------------|-----|------------|-------------|-----|------------|
| | | Total | FTE | % | SR | Total | % | SR | Total | % | SR |
| Breslau P.S. | 325 | 362 | 481 | 111 | 61 | 461 | 142 | 99 | 414 | 127 | 113 |
| Mackenzie King P.S. | 199 | 294 | 150 | 148 | | 362 | 182 | | 340 | 171 | |
| Smithson P.S. | 299 | 259 | 231 | 87 | | 255 | 85 | | 247 | 83 | |
| Crestview P.S. | 507 | 418 | 363 | 82 | | 459 | 91 | | 480 | 95 | |
| Stanley Park P.S. | 441 | 354 | 305 | 80 | 354 | 297 | 67 | 297 | 343 | 78 | 343 |
| Lackner Woods P.S. | 368 | 666 | 587 | 181 | | 693 | 188 | | 607 | 165 | |
| Franklin P.S. | 582 | 568 | 508 | 98 | | 551 | 95 | | 542 | 93 | |
| Total | 2721 | 2921 | 2624 | | 415 | 3078 | | 396 | 2973 | | 456 |

% refers to percentage capacity (Total bodies/capacity)

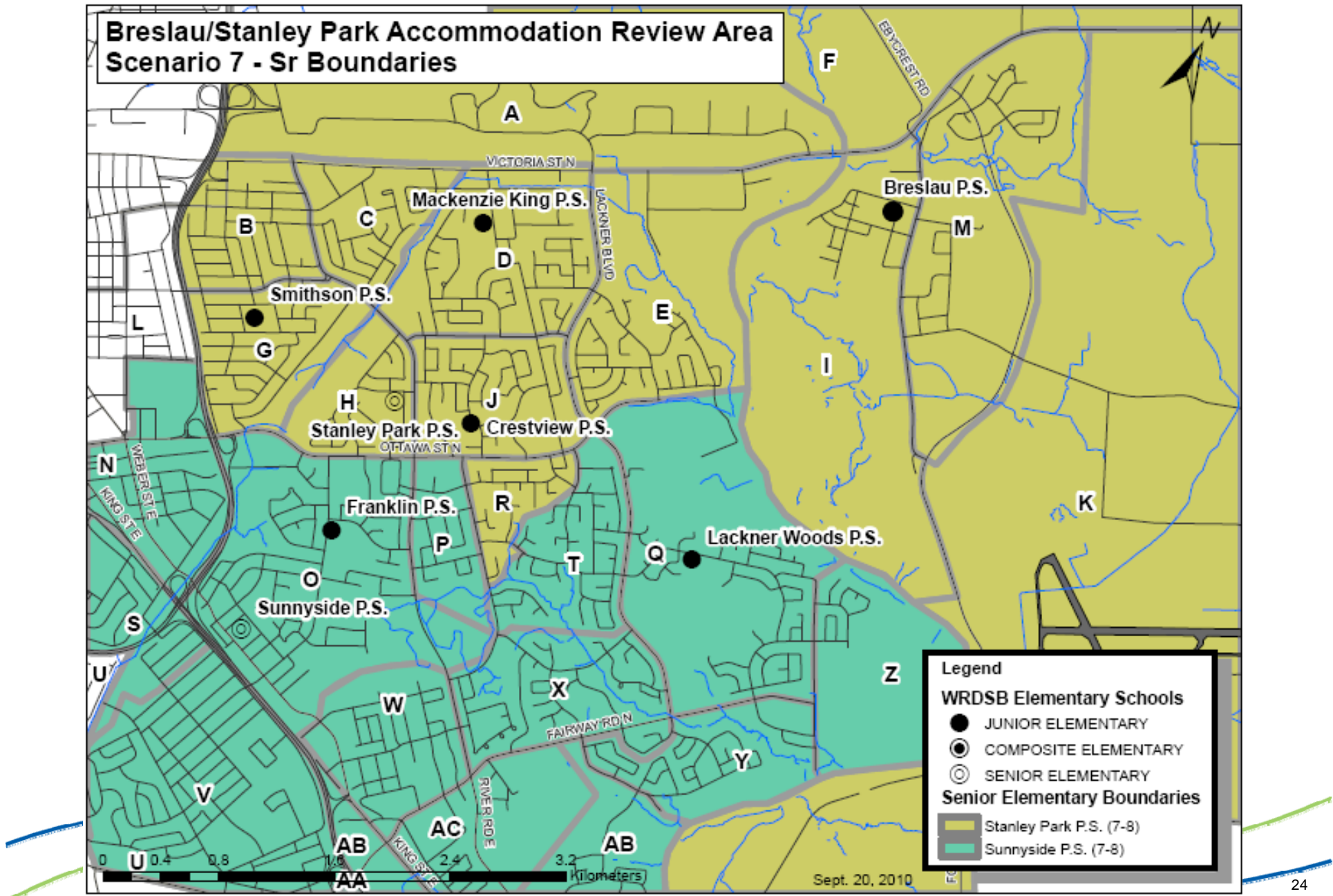
SR refers to total enrolment of the senior elementary program (7-8)



Scenario Review – Scenario 7



Scenario Review – Scenario 7



Scenario Review – Scenario 7

Description

- Area E moves from Breslau P.S. to Mackenzie King P.S. (JK-6), and Stanley Park P.S. (7-8)
- Area C moves from Mackenzie King P.S. to Smithson P.S. (JK-6)
- Areas P and T move from Stanley Park P.S. to Sunnyside P.S. (7-8), eliminating split feeds to Sr. program for Lackner Woods P.S. and Franklin P.S.
- Breslau P.S. becomes JK-6. Areas F, M, I, and K move to Stanley Park for Gr. 7-8.

| School | Built Capacity | 2012 | | | | 2016 | | | 2021 | | |
|---------------------|----------------|-------------|-------------|-----|------------|-------------|-----|------------|-------------|-----|------------|
| | | Total | FTE | % | SR | Total | % | SR | Total | % | SR |
| Breslau P.S. | 325 | 301 | 264 | 93 | | 362 | 111 | | 301 | 93 | |
| Mackenzie King P.S. | 199 | 294 | 257 | 148 | | 362 | 182 | | 340 | 171 | |
| Smithson P.S. | 299 | 259 | 231 | 87 | | 255 | 85 | | 247 | 83 | |
| Crestview P.S. | 507 | 418 | 363 | 82 | | 459 | 91 | | 480 | 95 | |
| Stanley Park P.S. | 441 | 415 | 415 | 94 | 415 | 396 | 90 | 396 | 456 | 103 | 456 |
| Lackner Woods P.S. | 368 | 666 | 587 | 181 | | 693 | 188 | | 607 | 165 | |
| Franklin P.S. | 582 | 568 | 508 | 98 | | 551 | 95 | | 542 | 93 | |
| Total | 2721 | 2921 | 2624 | | 415 | 3078 | | 396 | 2973 | | 456 |

% refers to percentage capacity (Total bodies/capacity)

SR refers to total enrolment of the senior elementary program (7-8)

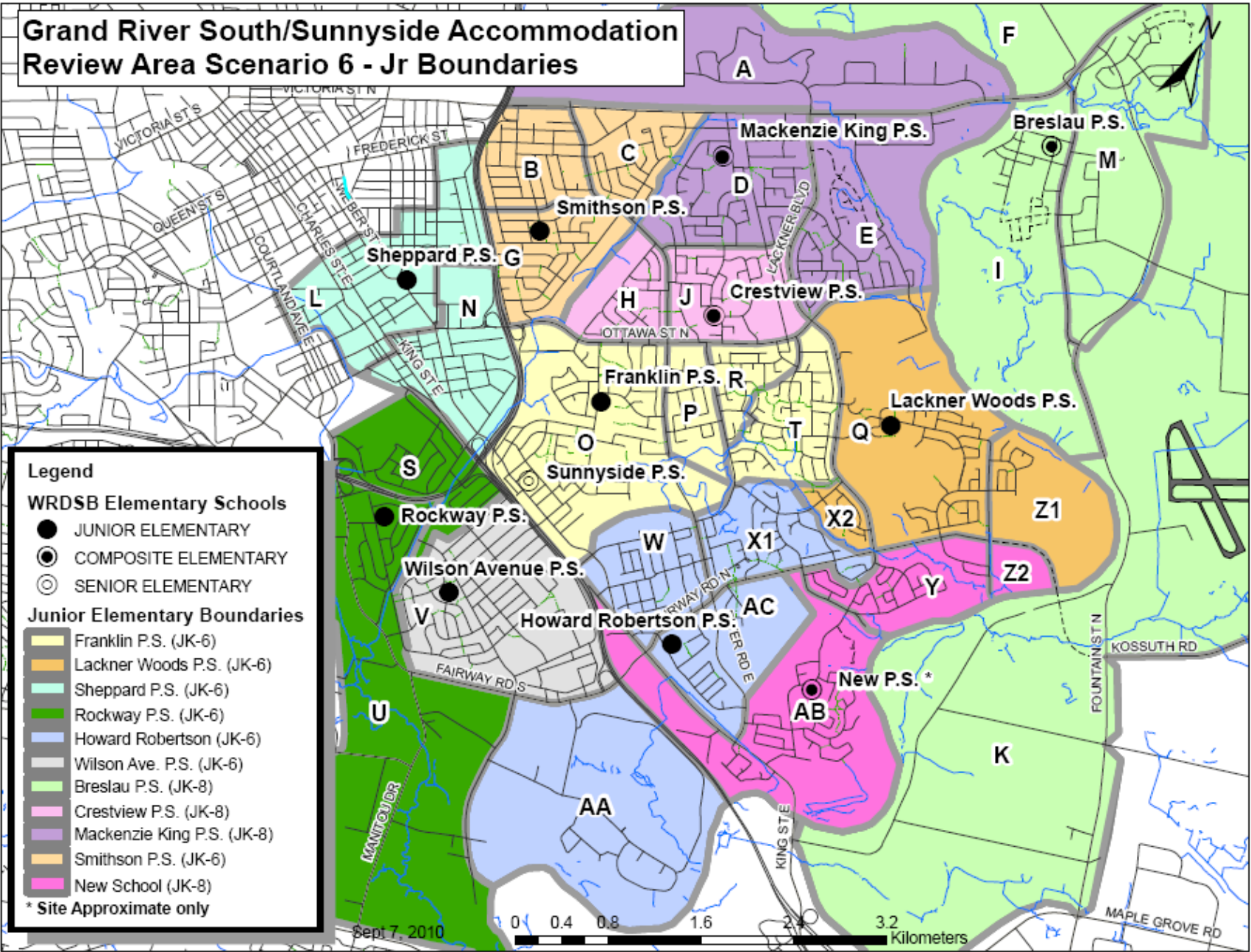


Scenario Review – Scenario 7

| Does Well | Not so Well |
|--|---|
| No school closures; presence in every neighbourhood. | Does not move toward JK-8 model. Breslau moves to JK-6 model |
| Enrolment increases at Smithson and Mackenzie King. | Addition at Mackenzie King; Crestview under its large built capacity but okay for organization. |
| Reduce former Kitchener to Breslau transportation if proper school crossing of Lackner Blvd (JK-6) | Increased 7-8 transportation (Woolwich Twp. to Kitchener) |
| Breslau P.S. better matched to existing capacity | May be expensive if Stanley Park needs major structural upgrade (?). |

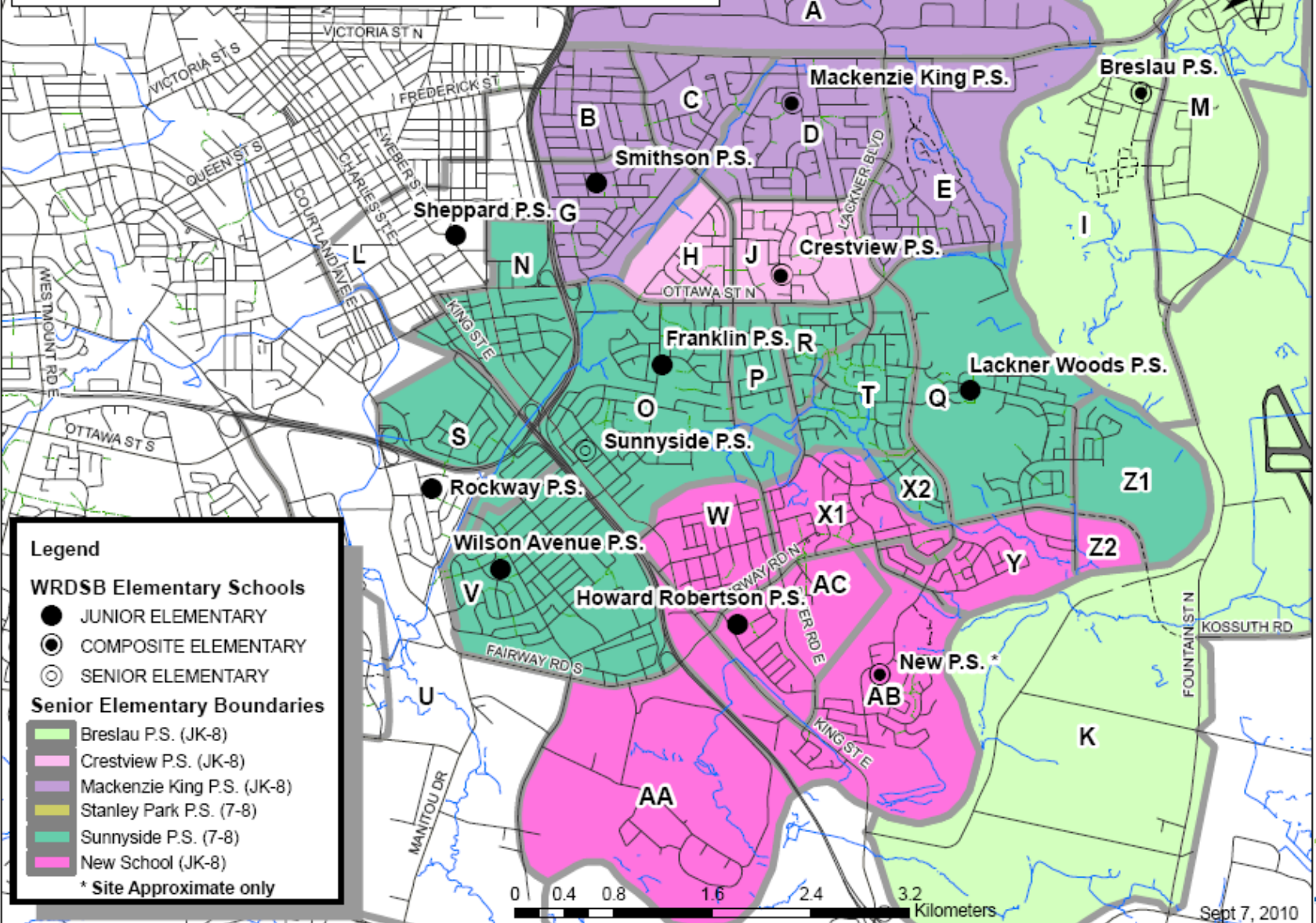
New Scenarios – Scenario 8

Grand River South/Sunnyside Accommodation Review Area Scenario 6 - Jr Boundaries



New Scenario – Scenario 8

Grand River South/Sunnyside Accommodation Review Area Scenario 6 - Sr Boundaries



Legend

WRDSB Elementary Schools

- JUNIOR ELEMENTARY
- ⊙ COMPOSITE ELEMENTARY
- ⊙ SENIOR ELEMENTARY

Senior Elementary Boundaries

- Light Green: Breslau P.S. (JK-8)
- Pink: Crestview P.S. (JK-8)
- Purple: Mackenzie King P.S. (JK-8)
- Yellow: Stanley Park P.S. (7-8)
- Teal: Sunnyside P.S. (7-8)
- Magenta: New School (JK-8)

* Site Approximate only



Sept 7, 2010

New Scenario – Scenario 8

Description

- Additional JK-8 accommodation constructed in Morrison Rd. Area . Receives Area Y , and Area Z2 from Sheppard P.S., and Area AB from Franklin P.S.
- Lackner Woods P.S. receives Area Z1 from Sheppard P.S.
- Howard Robertson P.S. receives Area X1 from Lackner Woods P.S.
- Franklin receives Area T from Lackner Woods P.S. and Area R from Crestview P.S.
- New JK-8 provides the Sr. 7-8 program for its own catchment as well as Howard Robertson P.S.
- Sunnyside P.S. continues to provide the Sr. 7-8 program for Wilson Ave., Franklin, Lackner Woods and portions of Rockway and Sheppard public schools. Receives Areas P, T and R from Stanley Park eliminating the split feeds from Franklin P.S. and Lackner Woods P.S. Ottawa St. becomes the boundary between Stanley Park P.S. and Sunnyside P.S.
- Stanley Park P.S. closes
- Smithson P.S receives Area C from Mackenzie King P.S. and feeds Mackenzie King P.S. for 7-8
- Mackenzie King P.S. receives area E from Breslau P.S. and becomes JK-8
- Crestview becomes JK-8 keeping it's own Gr. 6's for the 7-8 program

New Scenario – Scenario 8

| School | Built Capacity | 2012 | | | | 2016 | | | 2021 | | |
|-----------------------|----------------|-------------|-------------|-----|------------|-------------|-----|------------|-------------|------|-------------|
| | | Total | FTE | % | SR | Total | % | SR | Total | % | SR |
| Breslau P.S. | 325 | 362 | 325 | 111 | 61 | 461 | 142 | 99 | 414 | 127 | 113 |
| Mackenzie King P.S. | 199 | 450 | 413 | 226 | 156 | 497 | 250 | 135 | 498 | 250 | 158 |
| Smithson P.S. | 299 | 259 | 231 | 87 | | 255 | 85 | | 247 | 82.6 | |
| Crestview P.S. | 507 | 549 | 501 | 108 | 199 | 549 | 108 | 166 | 587 | 116 | 187 |
| Stanley Park P.S. | 444 | Closed | | | | | | | | | |
| Lackner Woods P.S. | 368 | 406 | 348 | 110 | | 557 | 151 | | 436 | 118 | |
| Franklin P.S. | 582 | 588 | 526 | 101 | | 588 | 101 | | 587 | 101 | |
| Sheppard P.S. | 429 | 310 | 280 | 72 | | 281 | 66 | | 273 | 64 | |
| Howard Robertson P.S. | 526 | 566 | 489 | 108 | | 581 | 110 | | 610 | 116 | |
| Sunnyside P.S. | 423 | 348 | 348 | 82 | 333 | 386 | 91 | 375 | 422 | 100 | 404 |
| Wilson Ave. P.S. | 428 | 435 | 384 | 102 | | 436 | 102 | | 439 | 103 | |
| Rockway P.S. | 254 | 233 | 204 | 92 | | 246 | 97 | | 246 | 97 | |
| New School | ??? | 489 | 454 | | 203 | 562 | | 221 | 505 | | 230 |
| Total | 4340 | 4995 | 4502 | | 952 | 5399 | | 996 | 5264 | | 1092 |

% refers to percentage capacity (Total bodies/capacity)

SR refers to total enrolment of the senior elementary program (7-8)



Scenario Review – Scenario 6

| Does Well | Not so Well |
|---|---|
| Moving towards the JK-8 model | Not as strategic for future (presence in new Grand River South neighbourhoods) •community identity |
| Smithson/Mackenzie King have larger organizations | Transportation – likely greater |
| Crestview’s numbers are okay, Franklin’s numbers (large but use the new, renovated space) | Closes one 7/8 school; but upgrades Crestview, Mackenzie King, Smithson, Lackner Woods and Howard Robertson |
| Howard Robertson •big enrolment numbers | Lackner Woods still needs addition |
| Site is available | Non-alignment with secondary boundaries East-West vs. North-South |
| Consistent with City Plan | Breslau addition; small 7/8 program |
| Lackner Woods numbers are contained | Sheppard is underutilized |
| Closes Stanley Park – may save significant upgrade dollars | |
| Area E – moves from a JK-8 to a JK-8 (one move!) | |



School Information Profiles



School Information Profile

Date: **January/2010**
Month/Year

| SCHOOL PROFILE | | |
|--|---|------------------------|
| School: Franklin Public School | | |
| Address: 371 Franklin Street North, Kitchener, ON N2A 1Y9 | | |
| Grade Configuration | JK-6 | |
| Age of Facility | 47 years | |
| Site Size | 6.3 ac | 2.549 ha |
| Building Size – GFA | 43645 sq ft | 4054.75 m ² |
| School Capacity (building only, Ministry recognized) | 582 | |
| School Capacity (building and porta-pak) | 582 | |
| Number of portables | 6 | |
| Current enrolment (Total/FTE) | 608/545 | |
| Utilization (% Accommodation) | 94% | |
| Historic FTE Enrolment (past 5 years) Based on October 31 Enrolment | Year: 2008 | Enrolment: 541.5 |
| | Year: 2007 | Enrolment: 527.5 |
| | Year: 2006 | Enrolment: 553.5 |
| | Year: 2005 | Enrolment: 564.5 |
| | Year: 2004 | Enrolment: 545.5 |
| Enrolment FTE Projection (next 5 years) | Year: 2010 | Enrolment: 555 |
| | Year: 2011 | Enrolment: 540 |
| | Year: 2012 | Enrolment: 550 |
| | Year: 2013 | Enrolment: 543 |
| | Year: 2014 | Enrolment: 532 |
| Feeder Schools: | Grades: | |
| | | |
| | | |
| | | |
| | | |
| Number of Out of Boundary Students | 132 | |
| Number of Split Grades | | |
| Is there a French Immersion Program? | Yes <input checked="" type="checkbox"/> No <input type="checkbox"/> | |

Attachments: Site and Floor Plans with date of original building and any subsequent additions

The ARC may customize the Board's generic School Information Profile to the schools under review. The School Information Profile must include the four considerations:

Section 1: Value to the Student

Section 2: Value to the Board

Section 3: Value to the Community

Section 4: Value to the Local Economy



School Information Profiles



Waterloo Region
District School Board

School Information Profile

Section 2 – VALUE TO THE BOARD

2.1 Condition of School

| | |
|--|-----------|
| When was the school built? | 1983 |
| What is the current Facility Condition Index (FCI)*? | 6.18% |
| What will the FCI be in 5 years? | 10.39% |
| What are the current renewal costs? | \$449,502 |
| What will the renewal costs be in 5 years? | \$758,502 |
| Describe the conditions of the school grounds (student use): All paved surfaces, including parking, roadways, walkways and play areas were recently constructed or repaved as part of the 2009 renovations and in very good condition, with the exception of the play area on the south side of the school. The playing fields were well maintained and in good condition overall. The landscaping is well maintained and in good shape with the exception of some patchy grass cover | |
| Describe the conditions of the other site facilities (parking, etc.), discuss: There still appears to be some renovations underway on the south side of the building as indicated by the temporary fencing around the portables. It was reported these portables were to be removed now that the renovations are complete. | |
| List capital improvements (if any) completed in the last 5 years: The facility underwent a major project in 2009 with the construction of two new additions to the school, which resulted in a large portion of the site being upgraded and rebuilt. | |
| Accessibility Issues – other site facilities (parking, etc.), discuss: | |

* Facility Condition Index established by Ministry of Education

Section 2.0 Value to the Board

- Information regarding condition of the facilities recently acquired and updated School Information Profiles posted on the website.
- (Example on left is for Franklin P.S.)



Future Meeting Dates

- Breslau Stanley Park Accommodation Review
 - ARC #10: Wednesday October 6, 2010, Stanley Park P.S. 6:00-7:30pm (tentative)
 - Joint meeting with Grand River South/Sunnyside Accommodation Review Committee

Contact Information

- Website: www.wrdsb.ca
 - » About>Planning>Accommodation Reviews
 - » Grand River South/Sunnyside Accommodation Review
- E-mail: boundaryfeedback@wrdsb.on.ca
- Phone: 519-570-0003 ext. 4419

