

Forest Hill/Trillium
Boundary Study
Working Group Meeting #3

September 21, 2011

Trillium P.S. Library

5:00 – 6:30 pm



Waterloo Region
District School Board

Agenda

1. Welcome
2. Revised Draft Study Objectives
3. Scenario Development/Discussion
4. Future Meeting Dates
5. Roundtable



Revised Draft Study Objectives

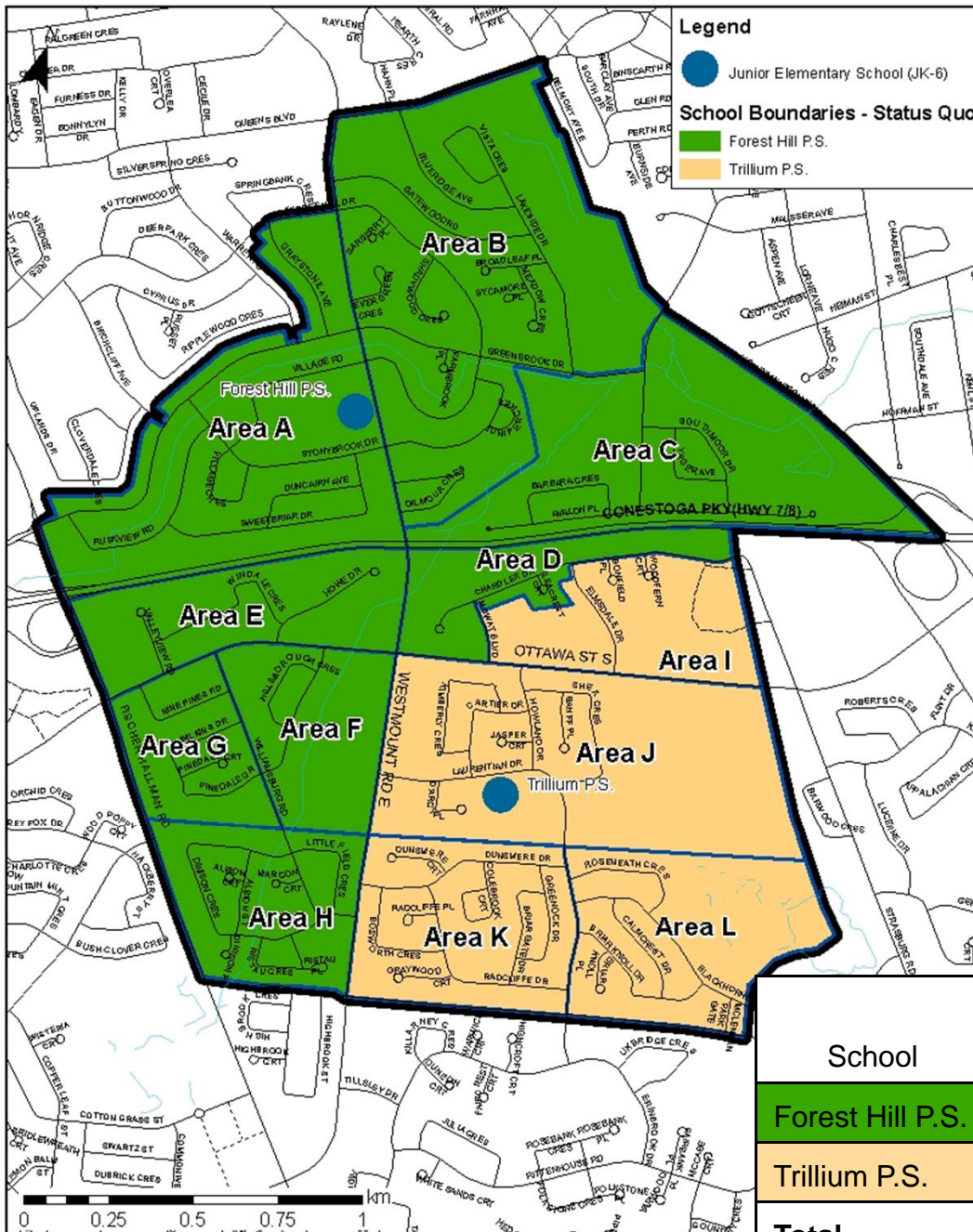
- To develop a solution that is long-term (approximately 10 years) by:
 - Addressing future development plans and demographic shifts
 - Balancing enrolment to capacity using Board Policy 3002 - Elementary School Size and Configuration, as a guideline for school size
 - Addressing the diverse needs of all students by creating a balance of enrolment that recognizes these needs
- To increase the number of students within 'safe' walking distance to school
- To keep in mind the impact on the senior elementary and secondary boundaries
- To minimize the impact on students where transitions area proposed

September 2011 Enrolment

School	Capacity (based on Ministry loading)	Unofficial Enrolment – Sept. 15, 2011		Year Built	Site Size (acres)
		Total	FTE		
Forest Hill P.S.	532	544	544	1957	7.25
Trillium P.S.	236	204	178	1972	8.00



Forest Hill/Trillium - Status Quo



Status Quo

Forest Hill PS:

Areas A, B, C, D, E, F, G, H

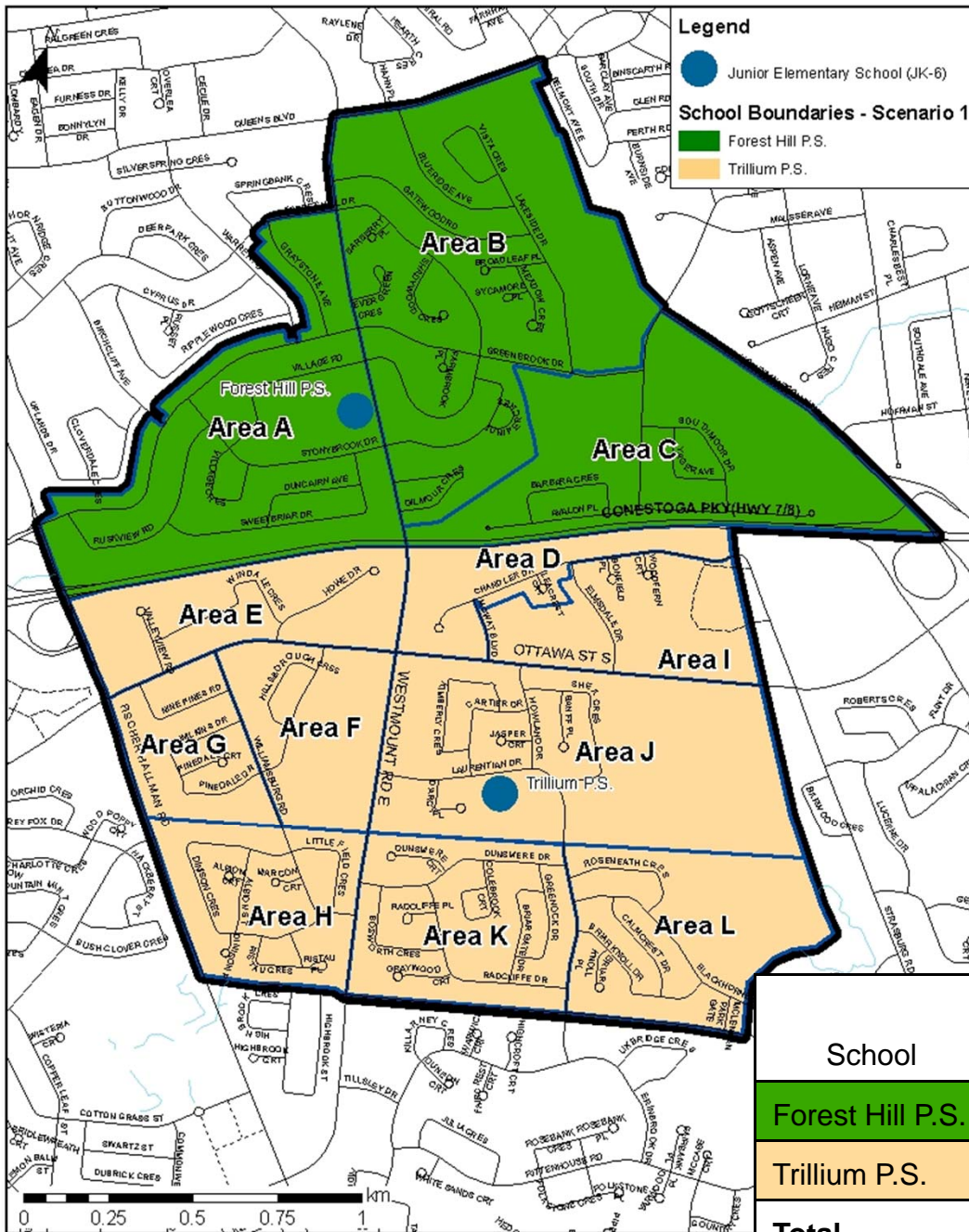
Trillium PS:

Areas I, J, K, L

School	Built Capacity	Year					
		2012	2014	2016	2018	2020	2021
Forest Hill P.S.	532	551	566	565	559	543	532
Trillium P.S.	236	210	230	223	238	235	219
Total	768	761	796	788	797	778	751

Forest Hill/Trillium - Scenario 1

Scenario 1



Forest Hill PS:

Areas A, B, C

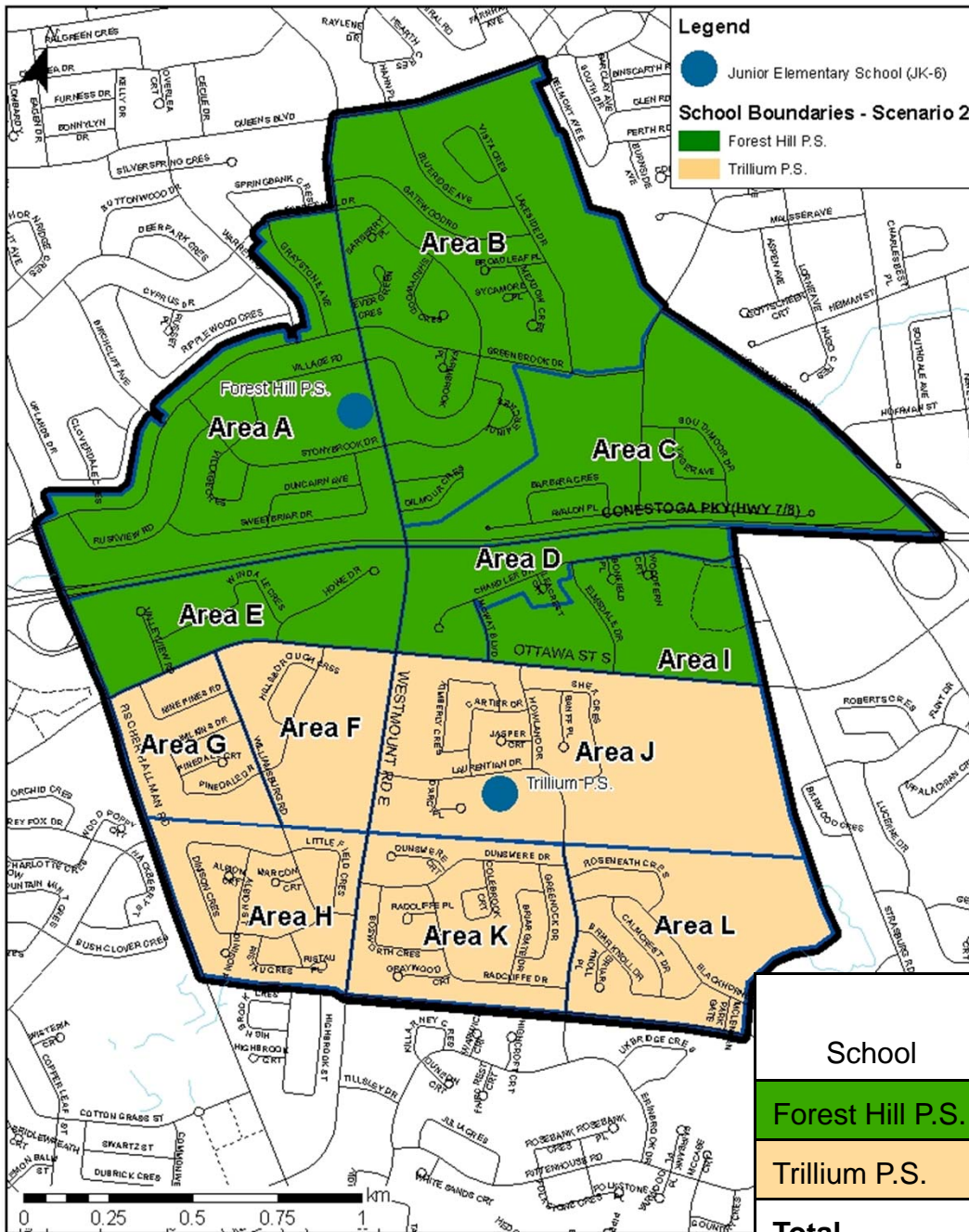
Trillium PS:

Areas D, E, F, G, H, I, J, K, L

School	Built Capacity	Year					
		2012	2014	2016	2018	2020	2021
Forest Hill P.S.	532	155	155	152	146	139	131
Trillium P.S.	236	606	641	636	651	639	620
Total	768	761	796	788	797	778	751

Forest Hill/Trillium - Scenario 2

Scenario 2



Forest Hill PS:

Areas A, B, C, D, E, I

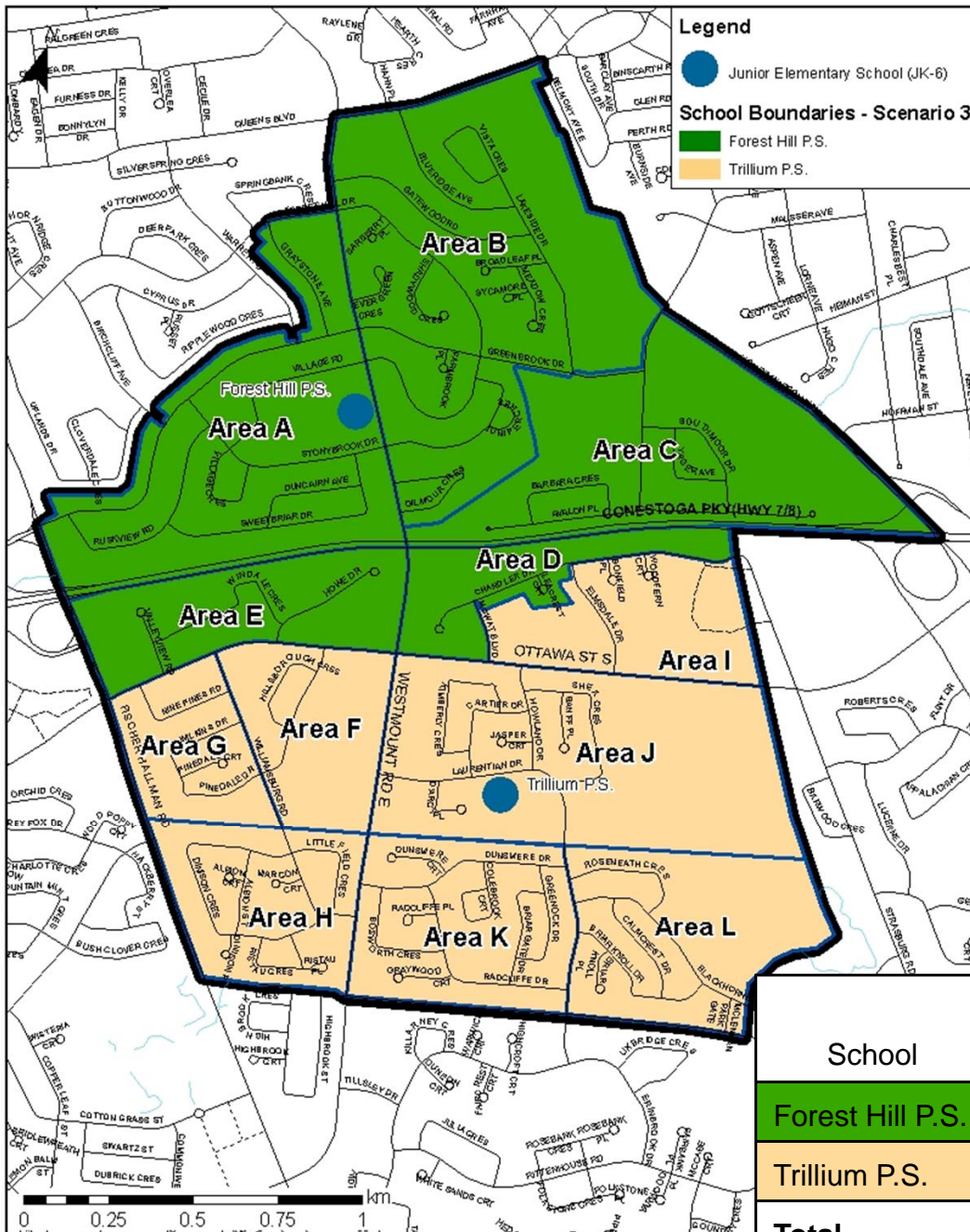
Trillium PS:

Areas F, G, H, J, K, L

School	Built Capacity	Year					
		2012	2014	2016	2018	2020	2021
Forest Hill P.S.	532	501	526	532	527	505	494
Trillium P.S.	236	260	270	256	270	273	257
Total	768	761	796	788	797	778	751

Forest Hill/Trillium - Scenario 3

Scenario 3



Forest Hill PS:

Areas A, B, C, D, E

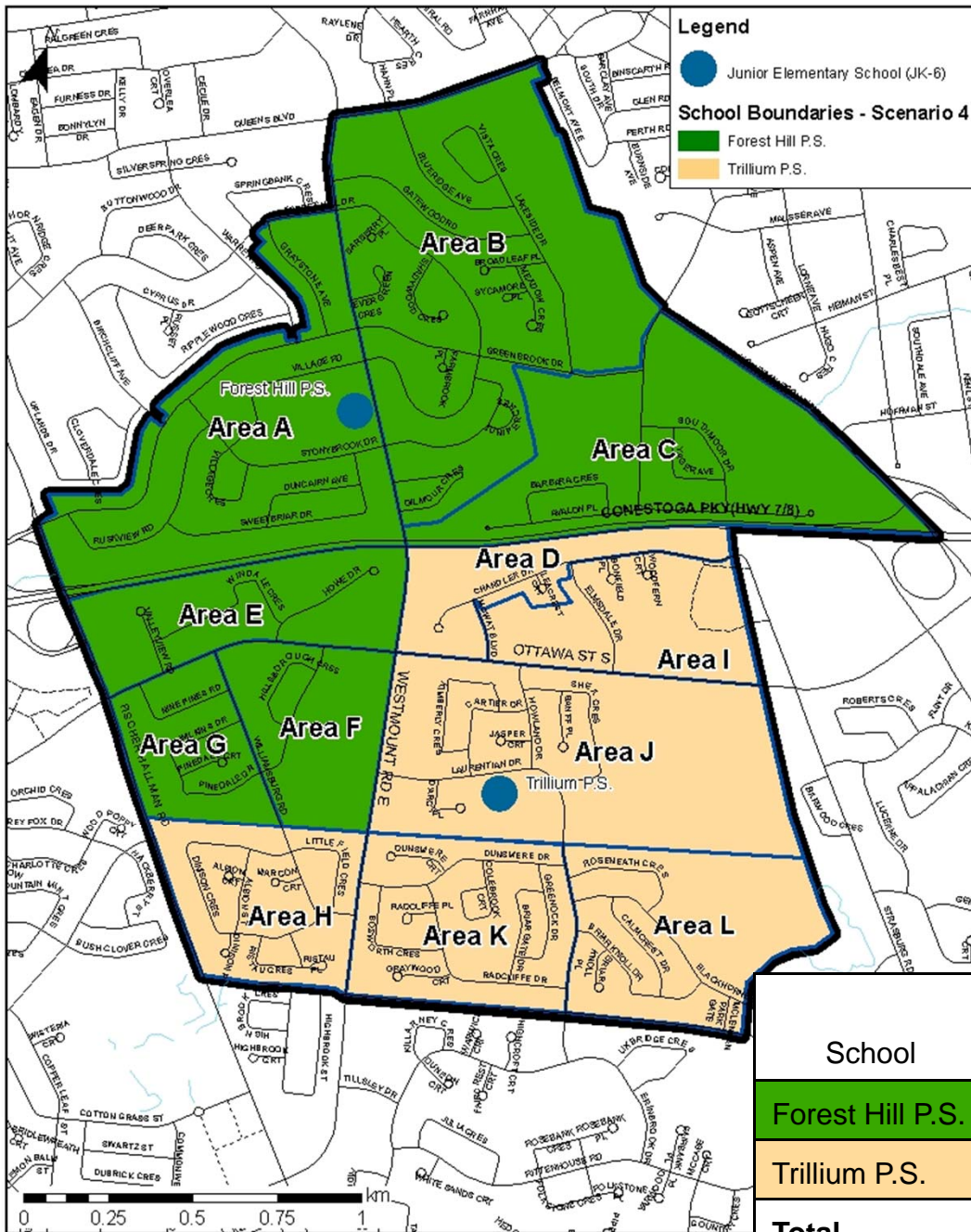
Trillium PS:

Areas F, G, H, I, J, K, L

School	Built Capacity	Year					
		2012	2014	2016	2018	2020	2021
Forest Hill P.S.	532	442	458	462	453	434	423
Trillium P.S.	236	319	338	326	344	344	328
Total	768	761	796	788	797	778	751

Forest Hill/Trillium - Scenario 4

Scenario 4



Forest Hill PS:

Areas A, B, C, E, F, G

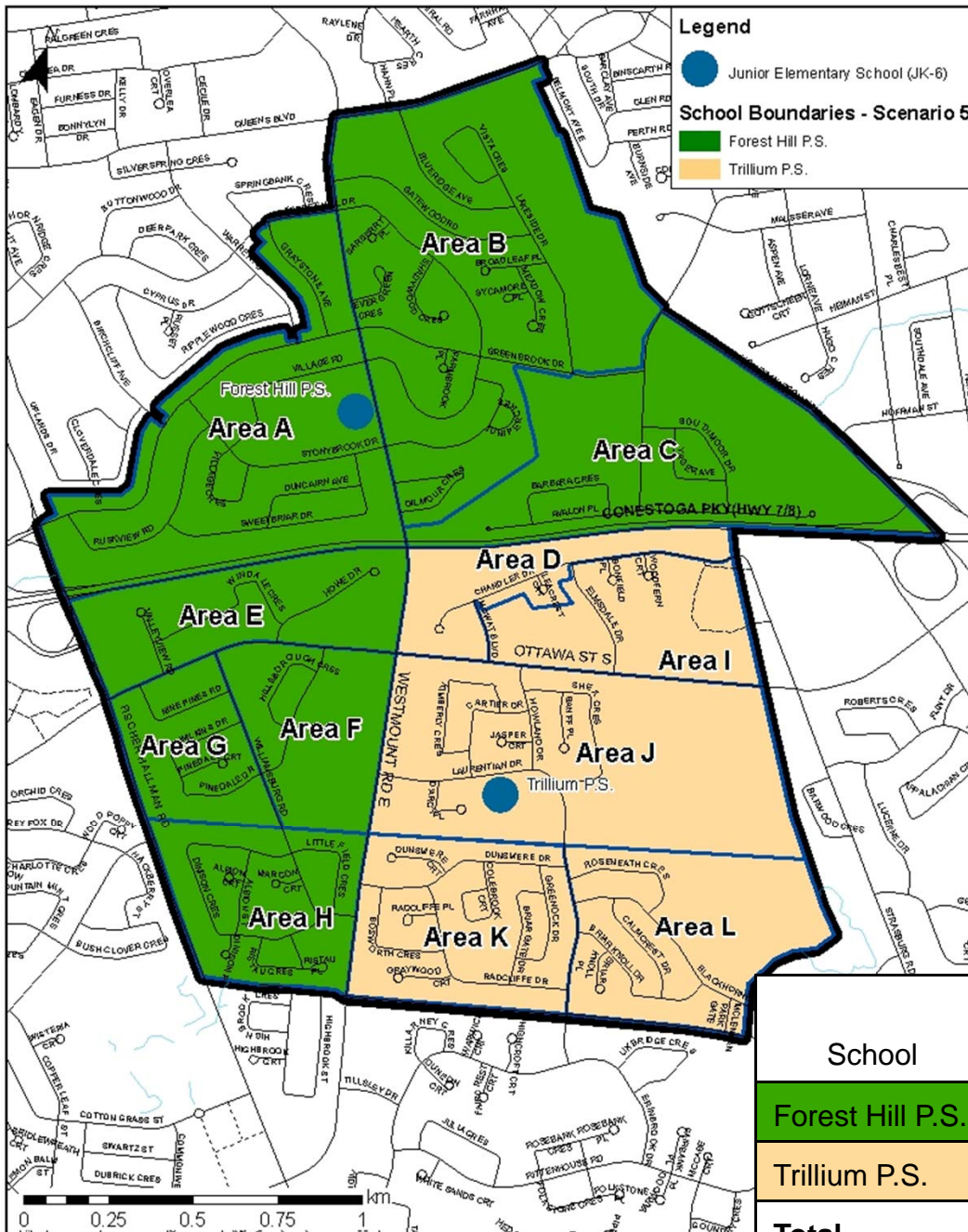
Trillium PS:

Areas D, H, I, J, K, L

School	Built Capacity	Year					
		2012	2014	2016	2018	2020	2021
Forest Hill P.S.	532	323	332	326	319	319	312
Trillium P.S.	236	438	464	462	478	459	439
Total	768	761	796	788	797	778	751

Forest Hill/Trillium - Scenario 5

Scenario 5



Forest Hill PS:

Areas A, B, C, E, F, G, H

Trillium PS:

Areas D, I, J, K, L

School	Built Capacity	Year					
		2012	2014	2016	2018	2020	2021
Forest Hill P.S.	532	384	388	379	375	375	368
Trillium P.S.	236	377	408	409	422	403	383
Total	768	761	796	788	797	778	751

Contact Information

- Website: www.wrdsb.ca
 - » About Us>Planning Department>Boundary Studies
 - » Forest Hill-Trillium Elementary Schools Boundary Study
- E-mail: boundaryfeedback@wrdsb.on.ca
- Phone: 519-570-0003 ext. 4419

