

# Breslau/Stanley Park

Elementary Schools Pupil  
Accommodation Review

## Accommodation Review Committee Meeting #7

May 19, 2010

Stanley Park P.S. Library 6:00 – 7:30 pm



Waterloo Region  
District School Board

# Agenda

- 1. Welcome**
- 2. ARC Meeting # 6 – Draft Minutes Approval**
- 3. Draft Review Objectives**
- 4. School Information Profiles**
- 5. *Scenario Development (additional item)***
- 6. Public Meeting**  
**Format**  
**Facilitators for Break Out Sessions**  
**Scenarios to be presented**
- 7. Roundtable**
- 8. Future Meeting Dates:**



# Draft Objectives

- Provide current and future students in the review area with equitable program opportunities to ensure their success by:
  - Having regard for the Good Schools Standing Committee guiding principles on school size
  - Reviewing elementary school organizations (i.e. JK-6, 7-8, JK-8)
  - Recognizing the distribution of Special Education, French Immersion and English as a Second Language programs
- Support the optimal use of facilities, capital and operating resources through the consideration of:
  - School location
    - Recognize the relationship/identity of community to local elementary school
    - Minimize transportation costs in the long-term by maximizing the number of students within walking distance of a school
  - Facility amenities and condition
    - Maximize the number of students housed in permanent accommodation
    - Priorities for physical accessibility of facilities by the Accessibility Committee
    - Site
    - Safety and security
- Develop a solution that is long-term (approximately 10 years) by taking into consideration:
  - Consistency of feeds to senior elementary and secondary school programs
  - Future development plans and demographic shifts

- Consider student transitions

May 19, 2010



Waterloo Region  
District School Board

# School Information Profiles



## School Information Profile

Date: **January/2010**  
Month/Year

SCHOOL PROFILE		
School: <b>Franklin Public School</b>		
Address: <b>371 Franklin Street North, Kitchener, ON N2A 1Y9</b>		
Grade Configuration	JK-6	
Age of Facility	47 years	
Site Size	6.3 ac	2.549 ha
Building Size – GFA	43645 sq ft	4054.75 m <sup>2</sup>
School Capacity (building only, Ministry recognized)	582	
School Capacity (building and porta-pak)	582	
Number of portables	6	
Current enrolment (Total/FTE)	608/545	
Utilization (% Accommodation)	94%	
Historic FTE Enrolment (past 5 years) Based on October 31 Enrolment	Year: 2008	Enrolment: 541.5
	Year: 2007	Enrolment: 527.5
	Year: 2006	Enrolment: 553.5
	Year: 2005	Enrolment: 564.5
	Year: 2004	Enrolment: 545.5
Enrolment FTE Projection (next 5 years)	Year: 2010	Enrolment: 555
	Year: 2011	Enrolment: 540
	Year: 2012	Enrolment: 550
	Year: 2013	Enrolment: 543
	Year: 2014	Enrolment: 532
Feeder Schools:	Grades:	
Number of Out of Boundary Students	132	
Number of Split Grades		
Is there a French Immersion Program?	Yes <input checked="" type="checkbox"/> No <input type="checkbox"/>	

Attachments: Site and Floor Plans with date of original building and any subsequent additions

The ARC may customize the Board's generic School Information Profile to the schools under review. The School Information Profile must include the four considerations:

**Section 1: Value to the Student**

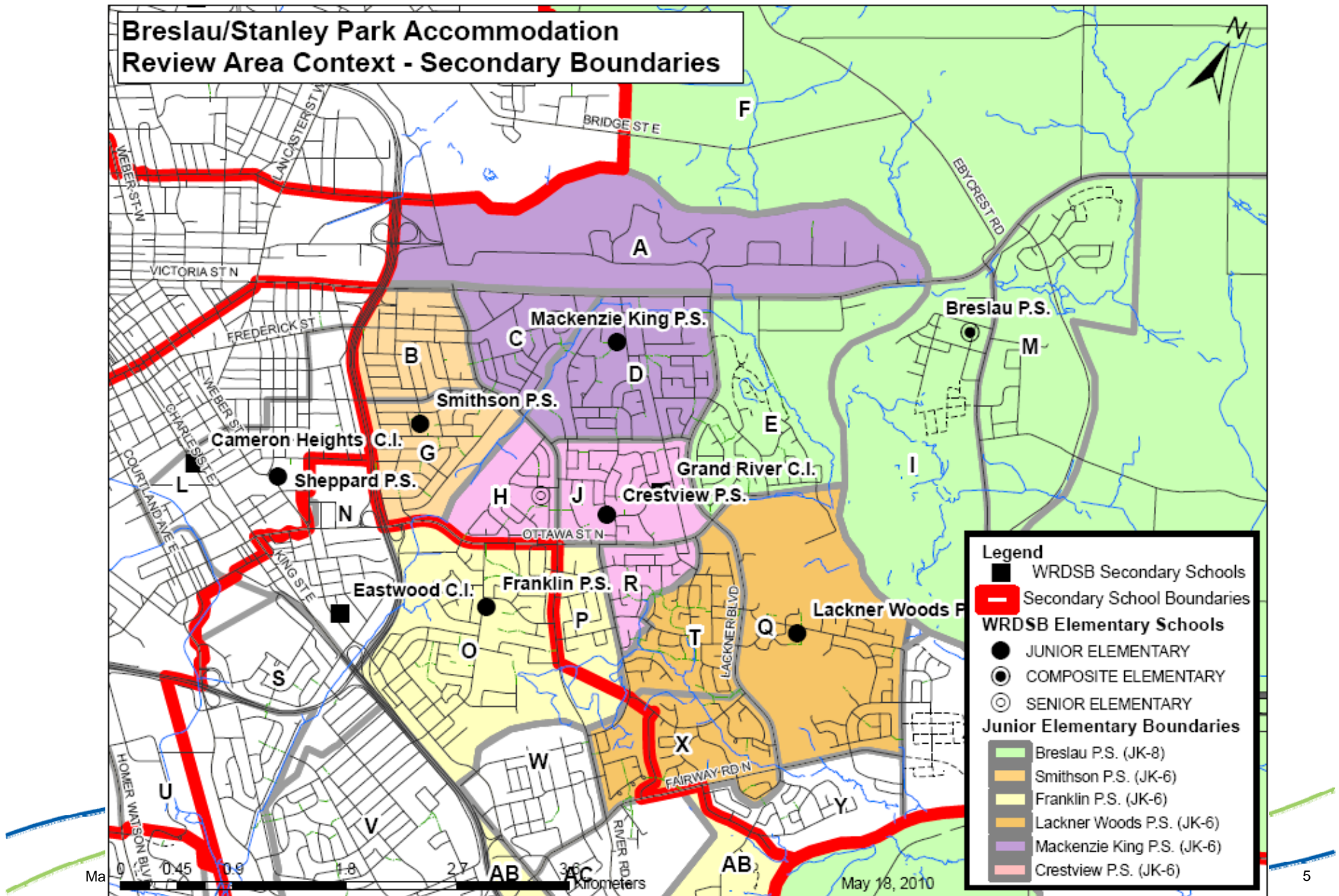
**Section 2: Value to the Board**

**Section 3: Value to the Community**

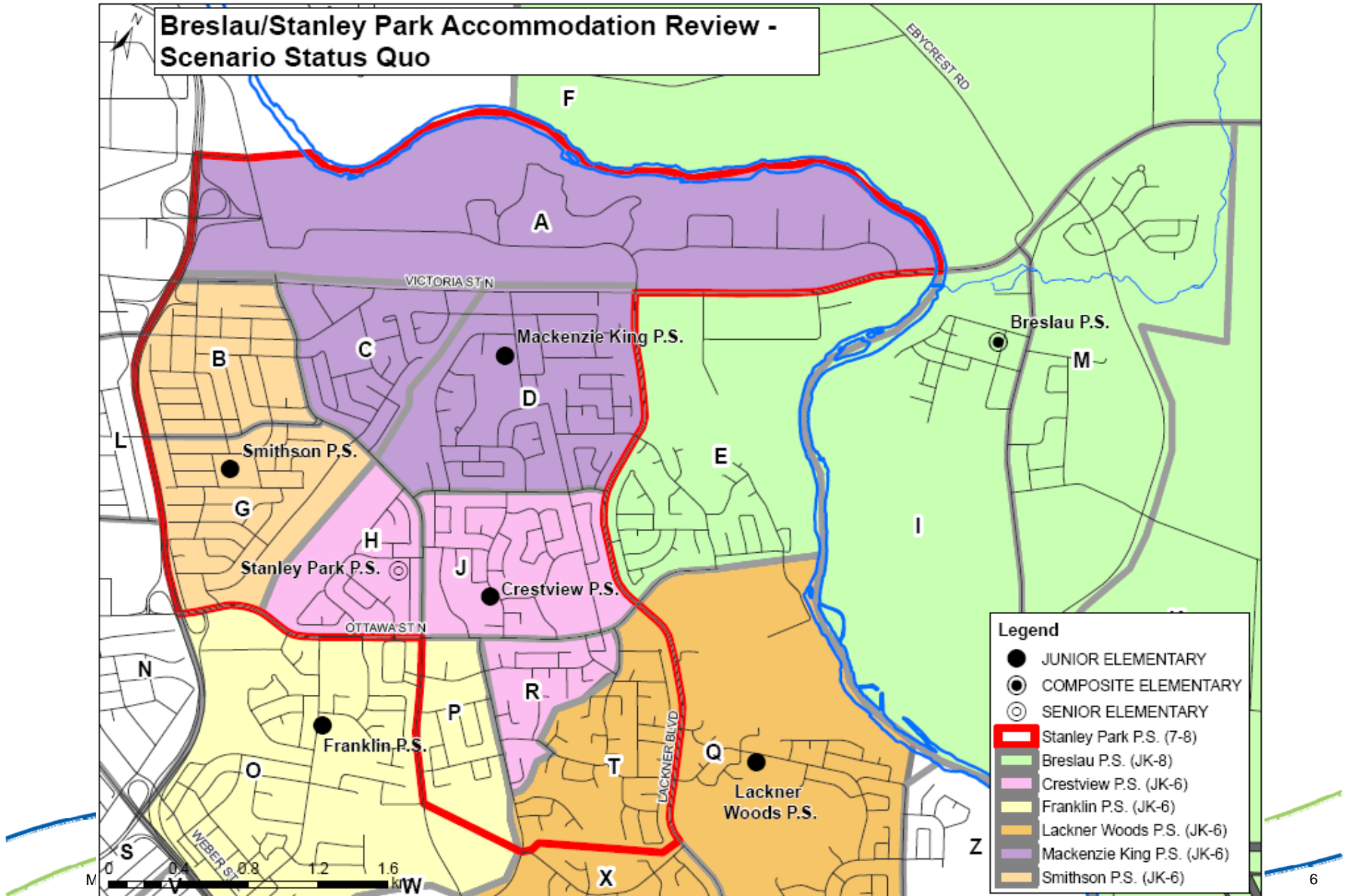
**Section 4: Value to the Local Economy**



# Additional Resources (Secondary School Boundaries)



# Scenarios Review– Status Quo



## Scenarios Review– Status Quo

School	Built Capacity	2010				2015			2019		
		Total	FTE	%	SR	Total	%	SR	Total	%	SR
Breslau P.S.	325	460	417	128	93	669	206	133	744	229	177
Mackenzie King P.S.	199	200	173	87		194	97		184	92	
Smithson P.S.	299	211	188	63		205	69		198	66	
Crestview P.S.	507	408	357	70		437	86		471	93	
Stanley Park P.S.	441	408	408	93	408	321	73	321	344	78	344
Lackner Woods P.S.	368	588	503	137		691	188		624	170	
Franklin P.S.	582	594	594	102		559	96		536	92	
Sheppard P.S.	429	384	331	77		645	150		564	131	
Howard Robertson P.S.	526	382	382	73		403	77		423	80	
Sunnyside P.S.	423	500	500	118	500	516	122	516	602	142	602
Wilson Ave. P.S.	428	437	385	90		443	104		439	103	
Rockway P.S.	254	238	210	83		247	97		243	96	
<b>Total</b>	<b>4781</b>	<b>4810</b>	<b>4445</b>		<b>1001</b>	<b>5330</b>		<b>970</b>	<b>5372</b>		<b>1123</b>

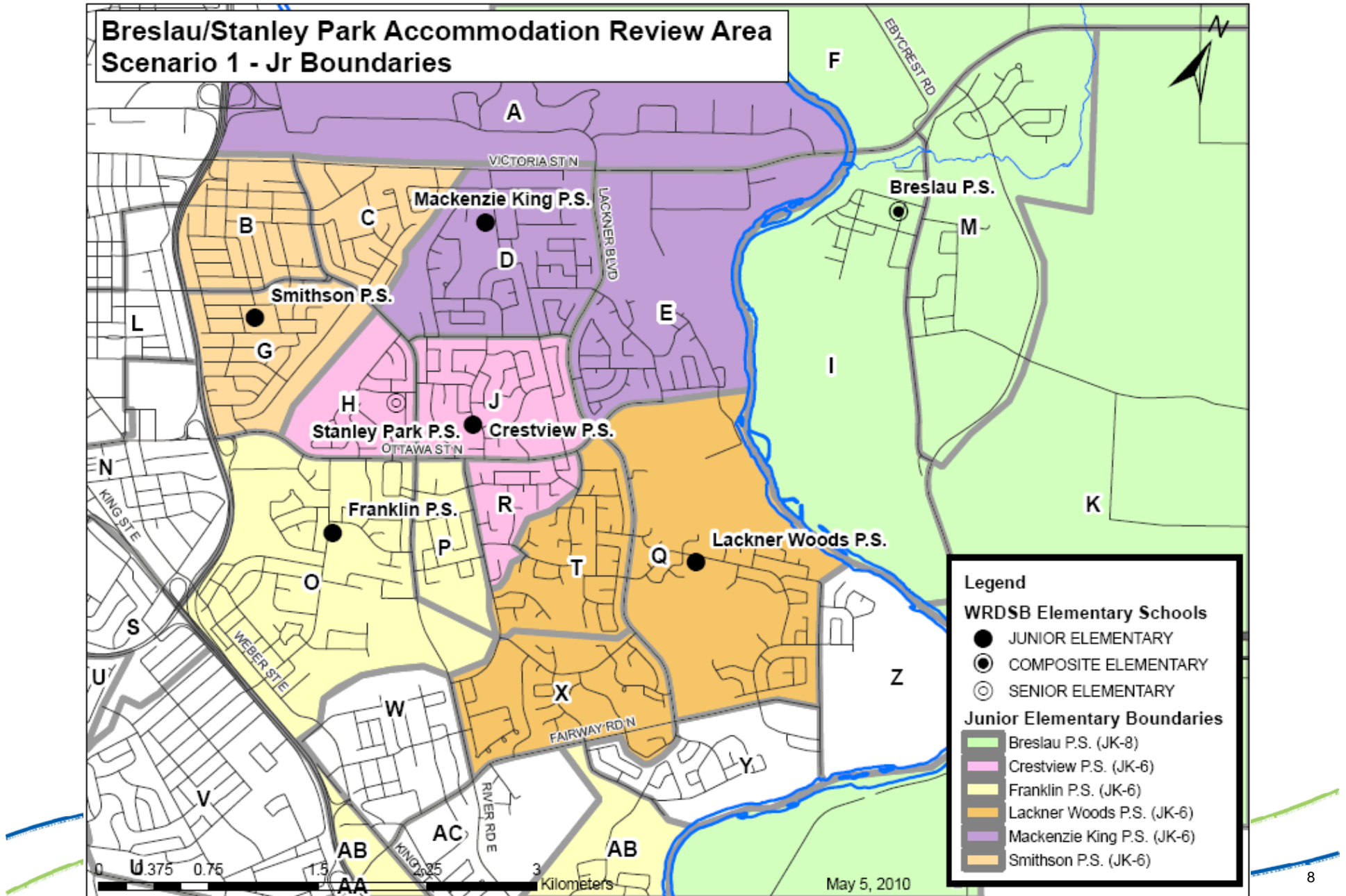
% refers to percentage capacity (Total bodies/capacity)

SR refers to total enrolment of the senior elementary program (7-8)



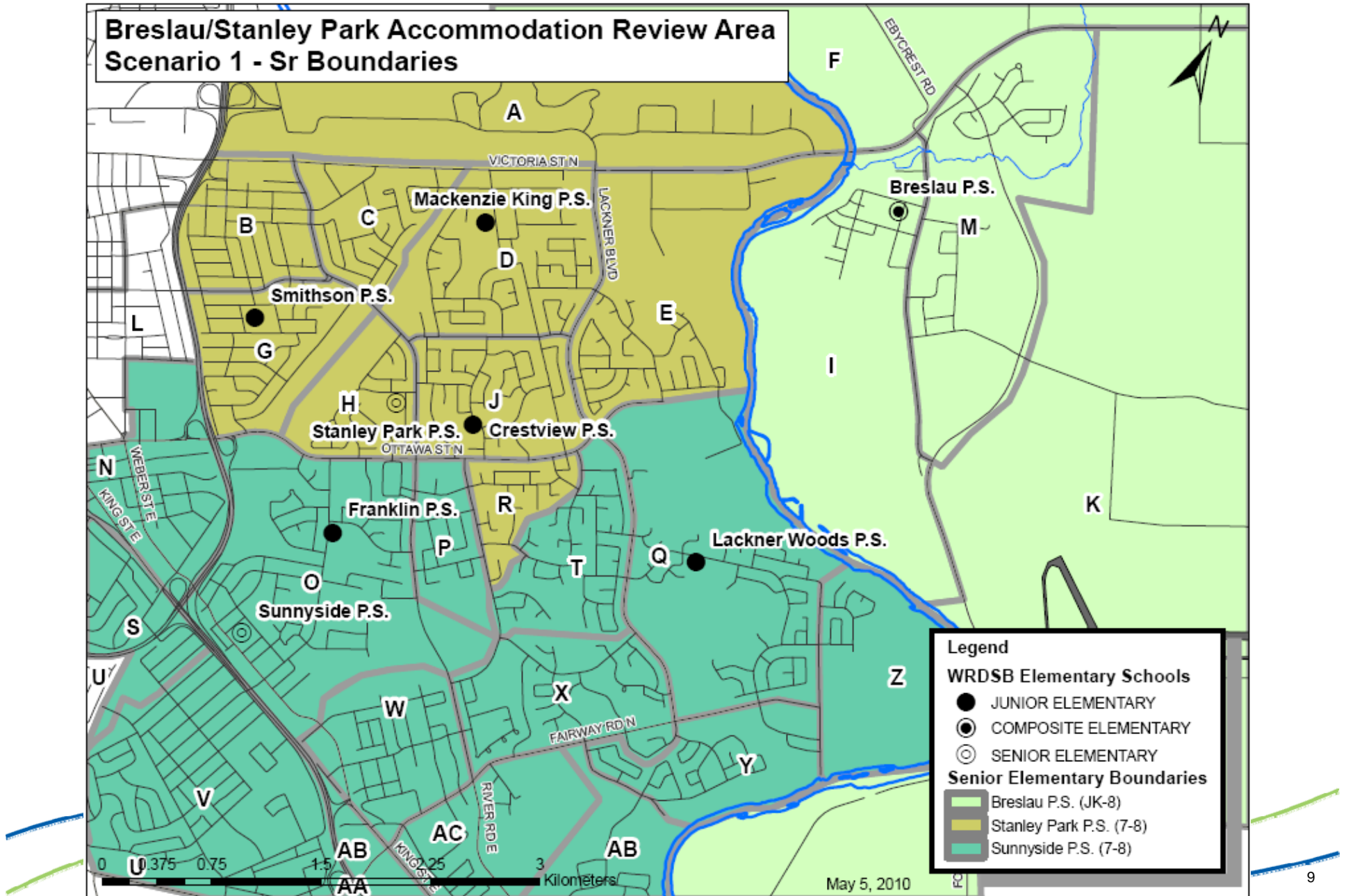
**Waterloo Region  
District School Board**

# Scenarios Review – Scenario 1





# Scenarios Review – Scenario 1



# Scenarios Review – Scenario 1

## Description

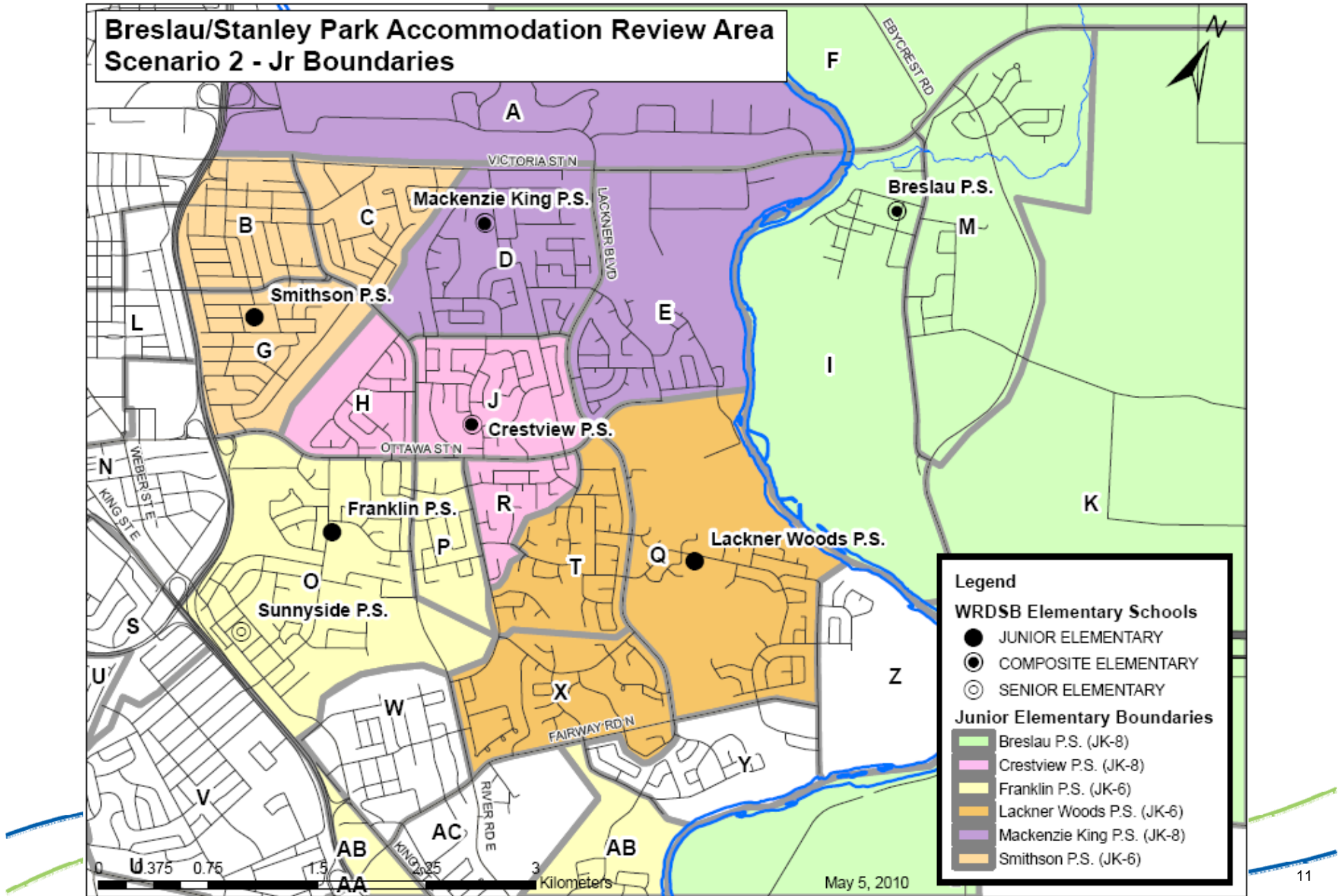
- Area E moves from Breslau P.S. to Mackenzie King P.S. (JK-6), and Stanley Park P.S. (7-8)
- Area C moves from Mackenzie King P.S. to Smithson P.S. (JK-6)
- Areas P and T move from Stanley Park P.S. to Sunnyside P.S. (7-8), eliminating split feeds to Sr. program for Lackner Woods P.S. and Franklin P.S.

School	Built Capacity	2010				2015			2019		
		Total	FTE	%	SR	Total	%	SR	Total	%	SR
Breslau P.S.	325	269	239	83	49	426	131	81	469	144	122
Mackenzie King P.S.	199	305	269	153		338	170		362	182	
Smithson P.S.	299	253	226	85		252	84		240	80	
Crestview P.S.	507	408	357	80		437	86		471	93	
Stanley Park P.S.	441	398	398	90	398	323	73	323	348	79	348
Lackner Woods P.S.	368	588	503	160		691	188		624	170	
Franklin P.S.	582	594	535	102		559	96		536	92	
Sheppard P.S.	429	384	331	90		645	150		564	131	
Howard Robertson P.S.	526	382	339	73		403	77		423	80	
Sunnyside P.S.	423	554	554	131	554	566	134	566	653	154	653
Wilson Ave. P.S.	428	437	385	102		443	104		439	103	
Rockway P.S.	254	238	210	94		247	97		243	96	
<b>Total</b>	<b>4781</b>	<b>4810</b>	<b>4343</b>		<b>1001</b>	<b>5330</b>		<b>970</b>	<b>5372</b>		<b>1123</b>

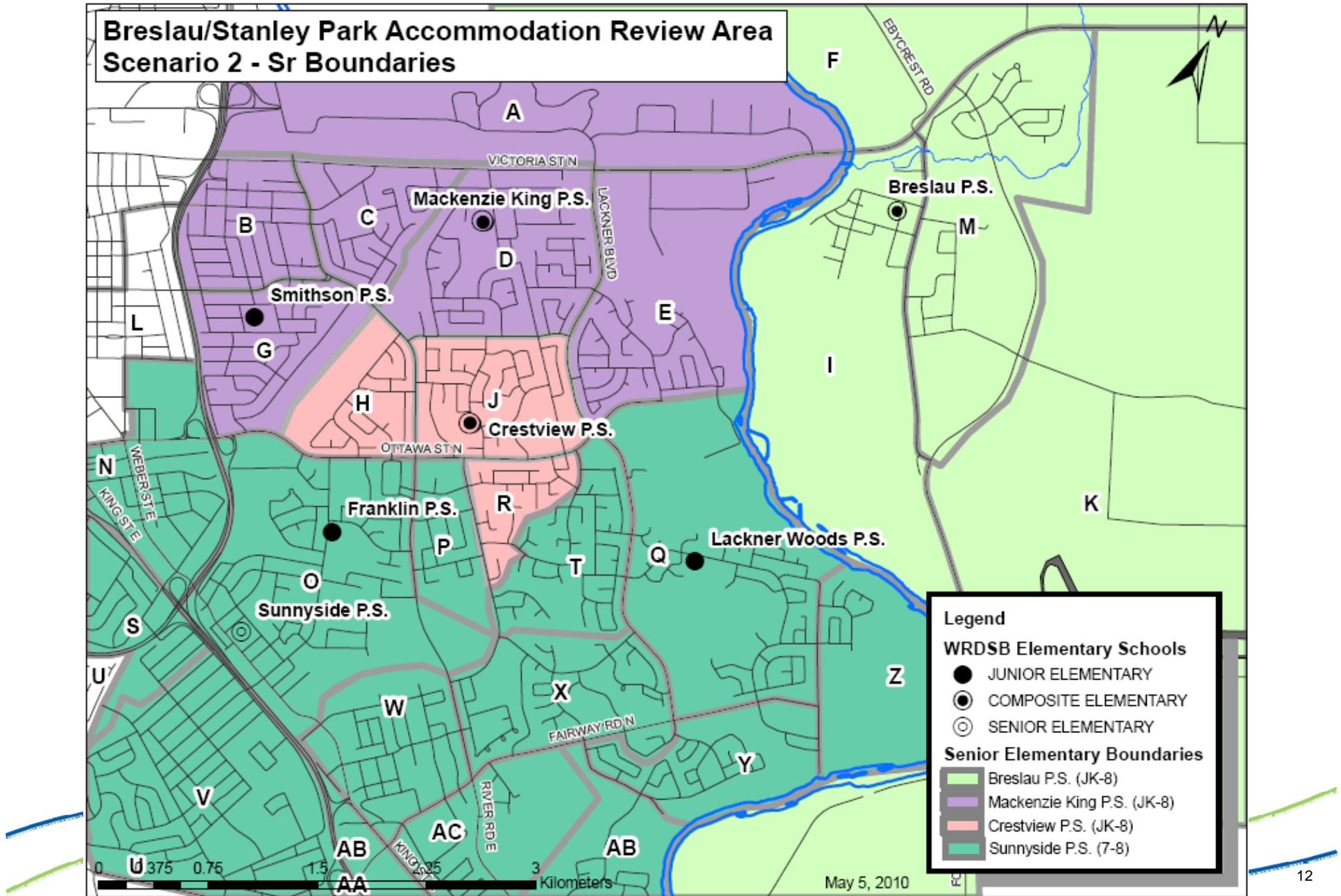
% refers to percentage capacity (Total bodies/capacity)

SR refers to total enrolment of the senior elementary program (7-8)

# Scenarios Review – Scenario 2



# Scenarios Review – Scenario 2



## Scenarios Review – Scenario 2

### Description

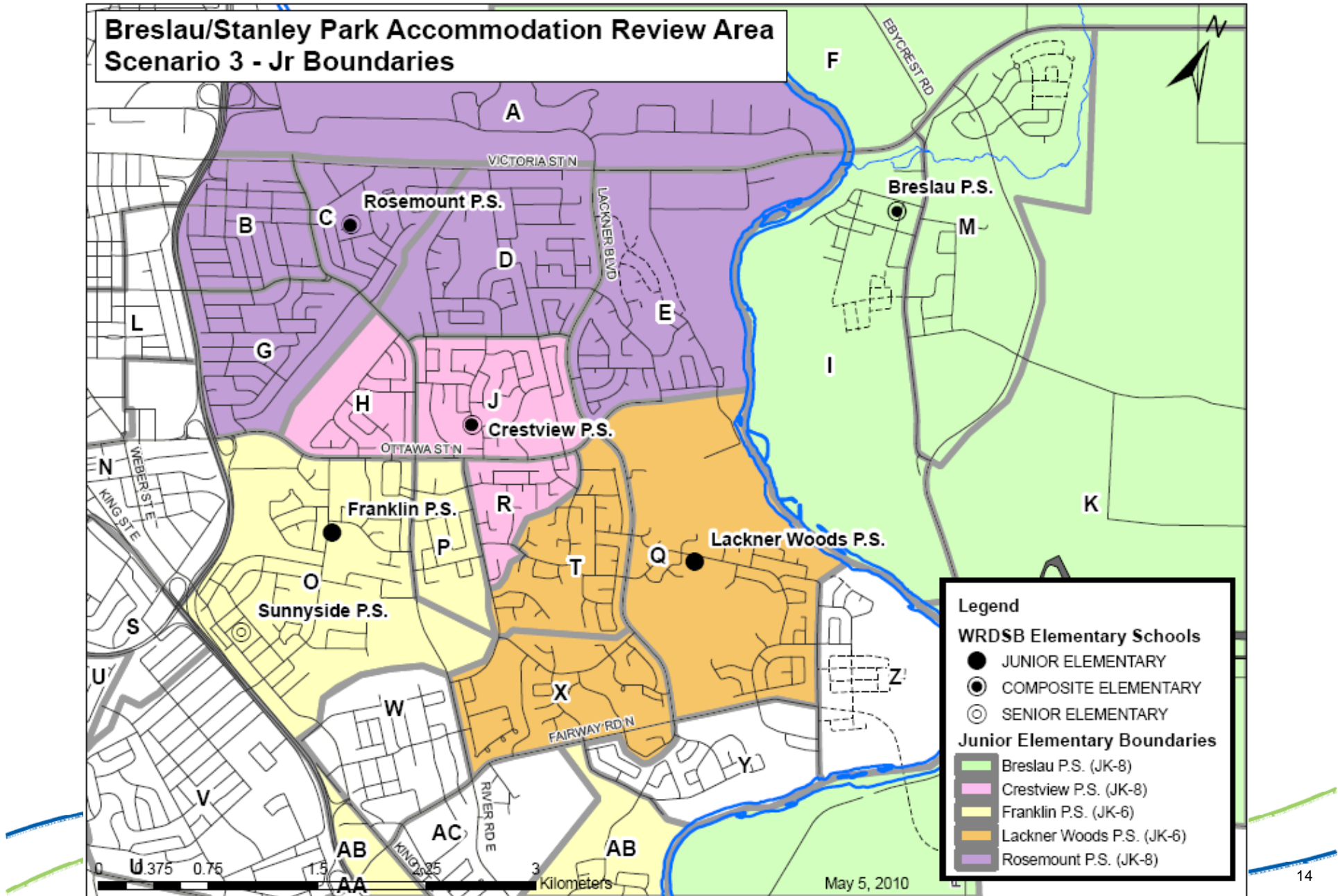
- Area E moves from Breslau P.S. to Mackenzie King P.S. (JK-8)
- Area C moves from Mackenzie King P.S. to Smithson P.S. (JK-6)
- Smithson P.S. (JK-6. Areas B, C, G) feed to Mackenzie King P.S. for Gr. 7-8
- Stanley Park P.S. closes
- Crestview becomes JK-8, receives Sr. F.I. and Spec Ed. programs from Stanley Park P.S.
- Areas P and T move from Stanley Park P.S. to Sunnyside P.S. (7-8)

School	Built Capacity	2010				2015			2019		
		Total	FTE	%	SR	Total	%	SR	Total	%	SR
Breslau P.S.	325	269	239	83	49	426	131	81	469	144	122
Mackenzie King P.S.	199	450	414	226	145	485	244	147	514	258	152
Smithson P.S.	299	253	226	85		252	84		240	80	
Crestview P.S.	507	661	610	130	253	613	121	176	667	132	196
Stanley Park P.S.	441	Closed									
Lackner Woods P.S.	368	588	503	160		691	188		624	170	
Franklin P.S.	582	594	535	102		559	96		536	92	
Sheppard P.S.	429	384	331	90		645	150		564	131	
Howard Robertson P.S.	526	382	339	73		403	77		423	80	
Sunnyside P.S.	423	554	554	131	554	566	134	566	653	154	653
Wilson Ave. P.S.	428	437	385	102		443	104		439	103	
Rockway P.S.	254	238	210	94		247	97		243	96	
<b>Total</b>	<b>4781</b>	<b>4810</b>	<b>4343</b>		<b>1001</b>	<b>5330</b>		<b>970</b>	<b>5372</b>		<b>1123</b>

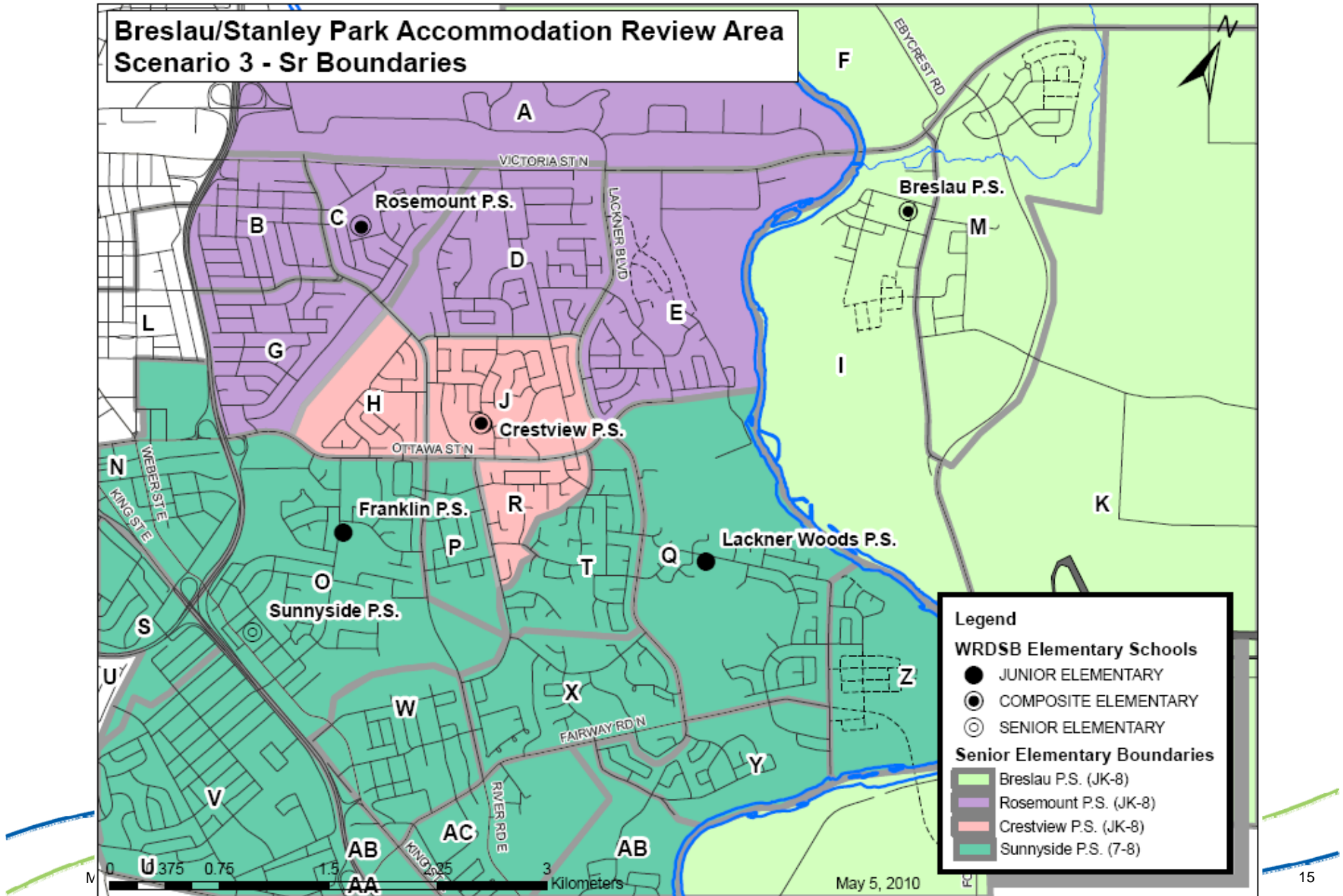
% refers to percentage capacity (Total bodies/capacity)

SR refers to total enrolment of the senior elementary program (7-8)

# Scenarios Review – Scenario 3



# Scenarios Review – Scenario 3



## Scenarios Review – Scenario 3

### Description

- Area E moves from Breslau P.S. to new Rosemount P.S. (JK-8)
- Smithson P.S. and Mackenzie King P.S. closed, and those areas attend new Rosemount P.S.
- Crestview becomes JK-8, receives Sr. F.I. and Spec Ed. programs from Stanley Park P.S.
- Areas P and T move from Stanley Park P.S. to Sunnyside P.S. (7-8)

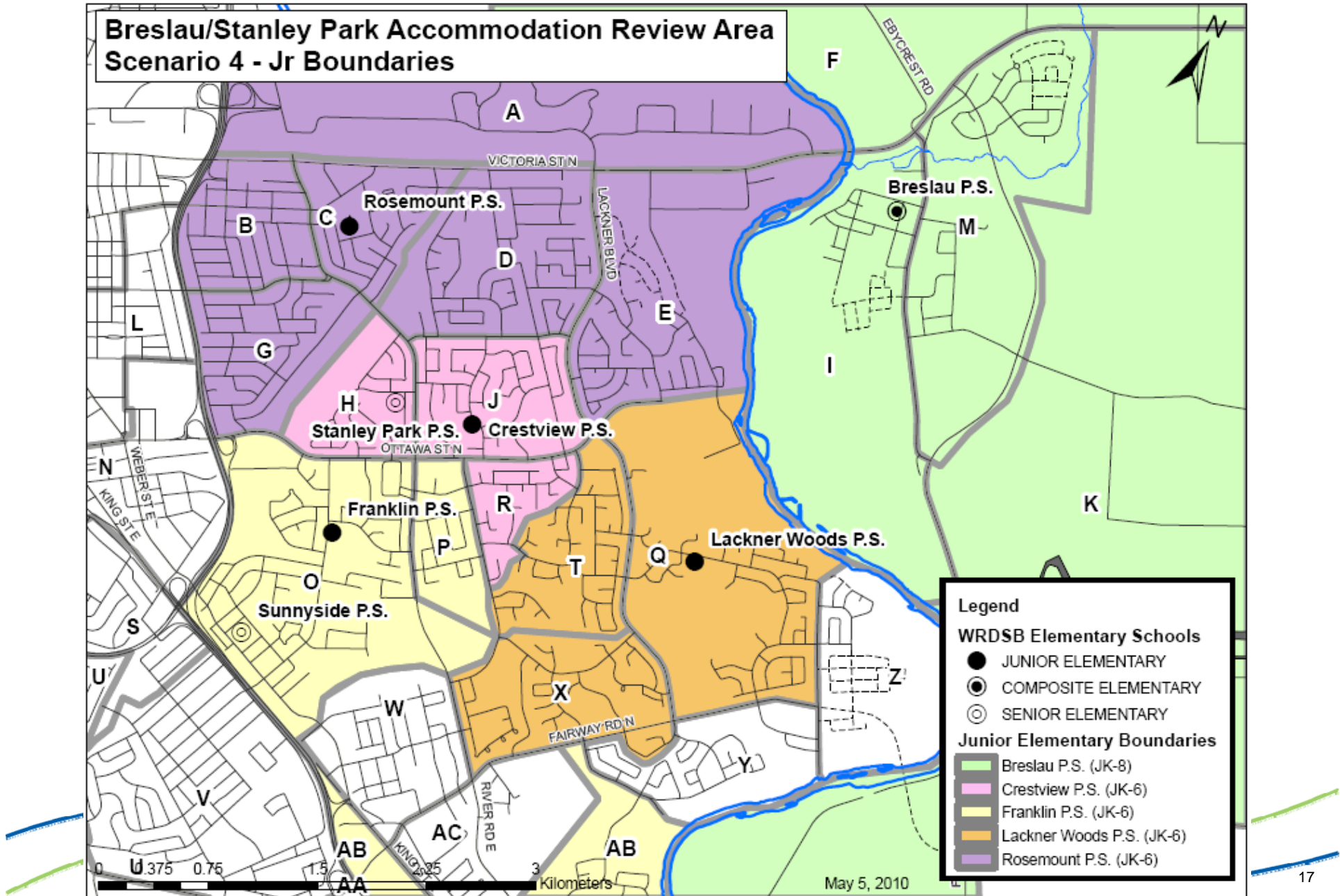
School	Built Capacity	2010				2015			2019		
		Total	FTE	%	SR	Total	%	SR	Total	%	SR
Breslau P.S.	325	269	239	83	49	426	131	81	469	144	122
Mackenzie King P.S.	199	Closed									
Smithson P.S.	299	Closed									
Crestview P.S.	507	661	610	130	253	613	121	176	667	132	196
Stanley Park P.S.	441	Closed									
Lackner Woods P.S.	368	588	503	160		691	188		624	170	
Franklin P.S.	582	594	535	102		559	96		536	92	
Sheppard P.S.	429	384	331	90		645	150		564	131	
Howard Robertson P.S.	526	382	339	73		403	77		423	80	
Sunnyside P.S.	423	554	554	131	554	566	134	566	653	154	653
Wilson Ave. P.S.	428	437	385	102		443	104		439	103	
Rockway P.S.	254	238	210	94		247	97		243	96	
Rosemount		703	639		145	737		147	754		152
<b>Total</b>	<b>4781</b>	<b>4810</b>	<b>4343</b>		<b>1001</b>	<b>5330</b>		<b>970</b>	<b>5372</b>		<b>1123</b>

% refers to percentage capacity (Total bodies/capacity)

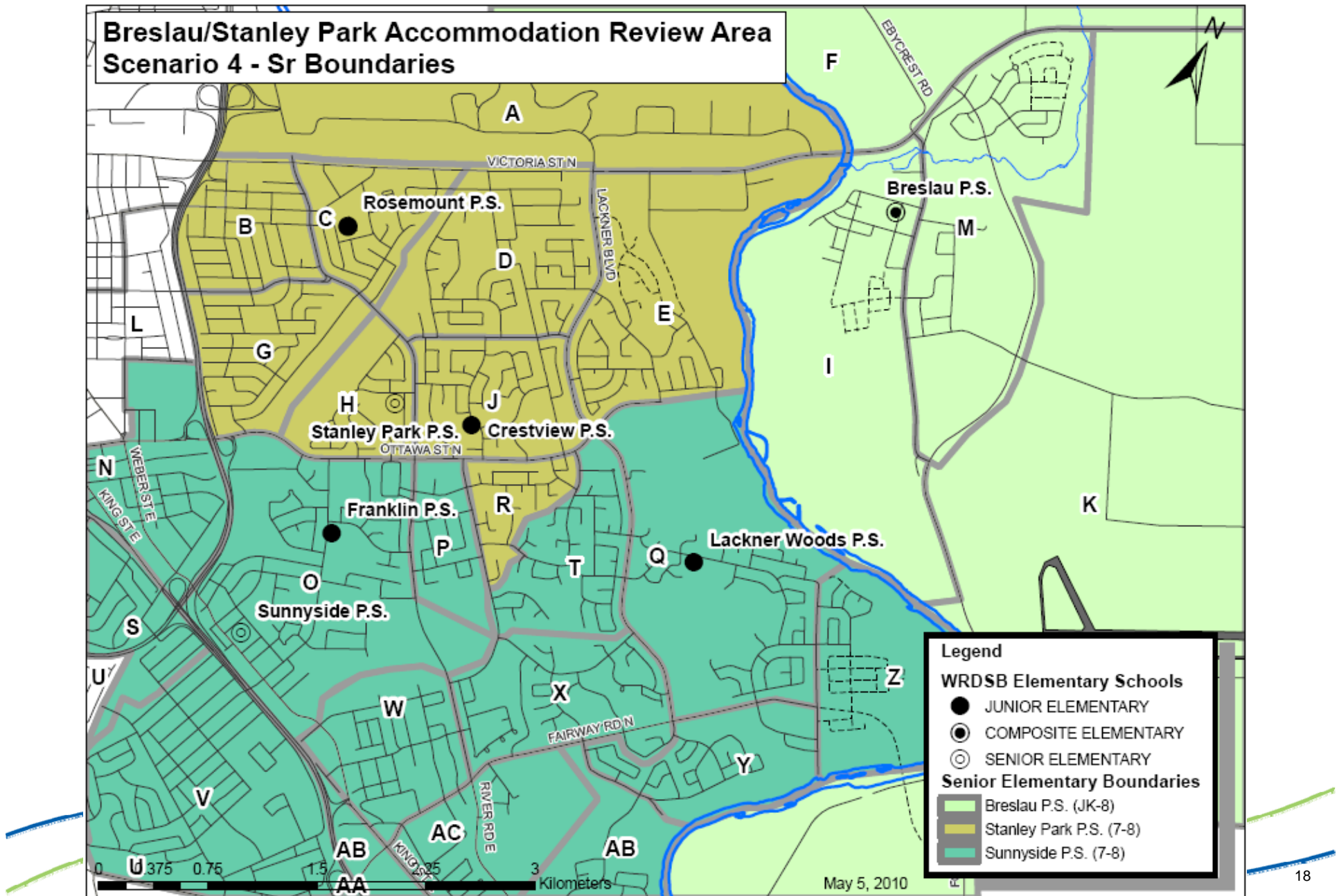
SR refers to total enrolment of the senior elementary program (7-8)



# Scenarios Review – Scenario 4



# Scenarios Review – Scenario 4



## Scenarios Review – Scenario 4

### Description

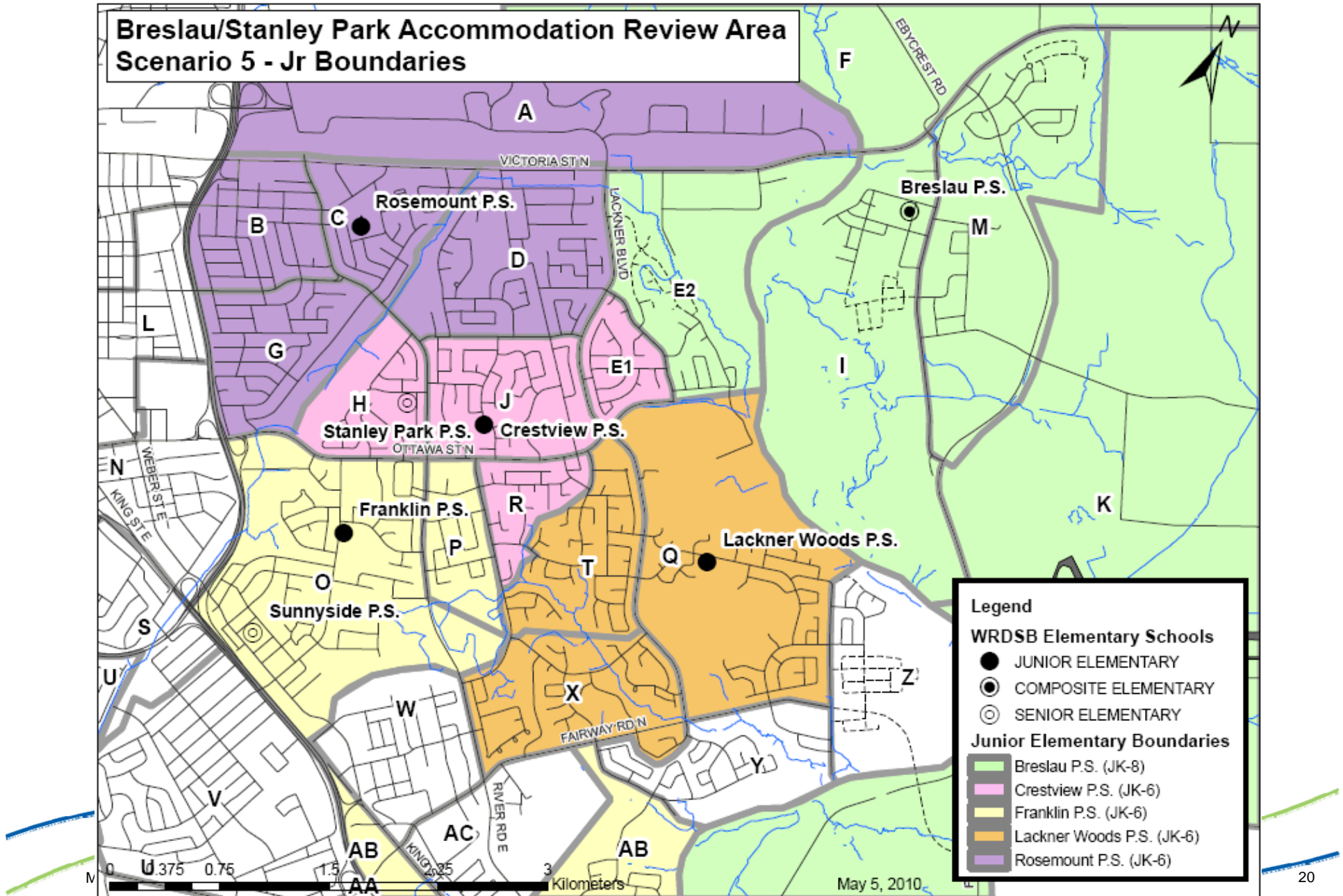
- Area E moves from Breslau P.S. to new Rosemount P.S. (JK-6)
- Smithson P.S. and Mackenzie King P.S. closed, and those areas attend new Rosemount P.S.
- Areas P and T move from Stanley Park P.S. to Sunnyside P.S. (7-8)

School	Built Capacity	2010				2015			2019		
		Total	FTE	%	SR	Total	%	SR	Total	%	SR
Breslau P.S.	325	269	239	83	49	426	131	81	469	144	122
Mackenzie King P.S.	199	Closed									
Smithson P.S.	299	Closed									
Crestview P.S.	507	408	357	80	0	437	86	0	471	93	0
Stanley Park P.S.	441	398	398	90	398	323	73	323	348	79	348
Lackner Woods P.S.	368	588	503	160		691	188		624	170	
Franklin P.S.	582	594	535	102		559	96		536	92	
Sheppard P.S.	429	384	331	90		645	150		564	131	
Howard Robertson P.S.	526	382	339	73		403	77		423	80	
Sunnyside P.S.	423	554	554	131	554	566	134	566	653	154	653
Wilson Ave. P.S.	428	437	385	102		443	104		439	103	
Rockway P.S.	254	238	210	94		247	97		243	96	
Rosemount		558	494		0	590		0	602		0
<b>Total</b>	<b>4781</b>	<b>4810</b>	<b>4343</b>		<b>1001</b>	<b>5330</b>		<b>970</b>	<b>5372</b>		<b>1123</b>

% refers to percentage capacity (Total bodies/capacity)

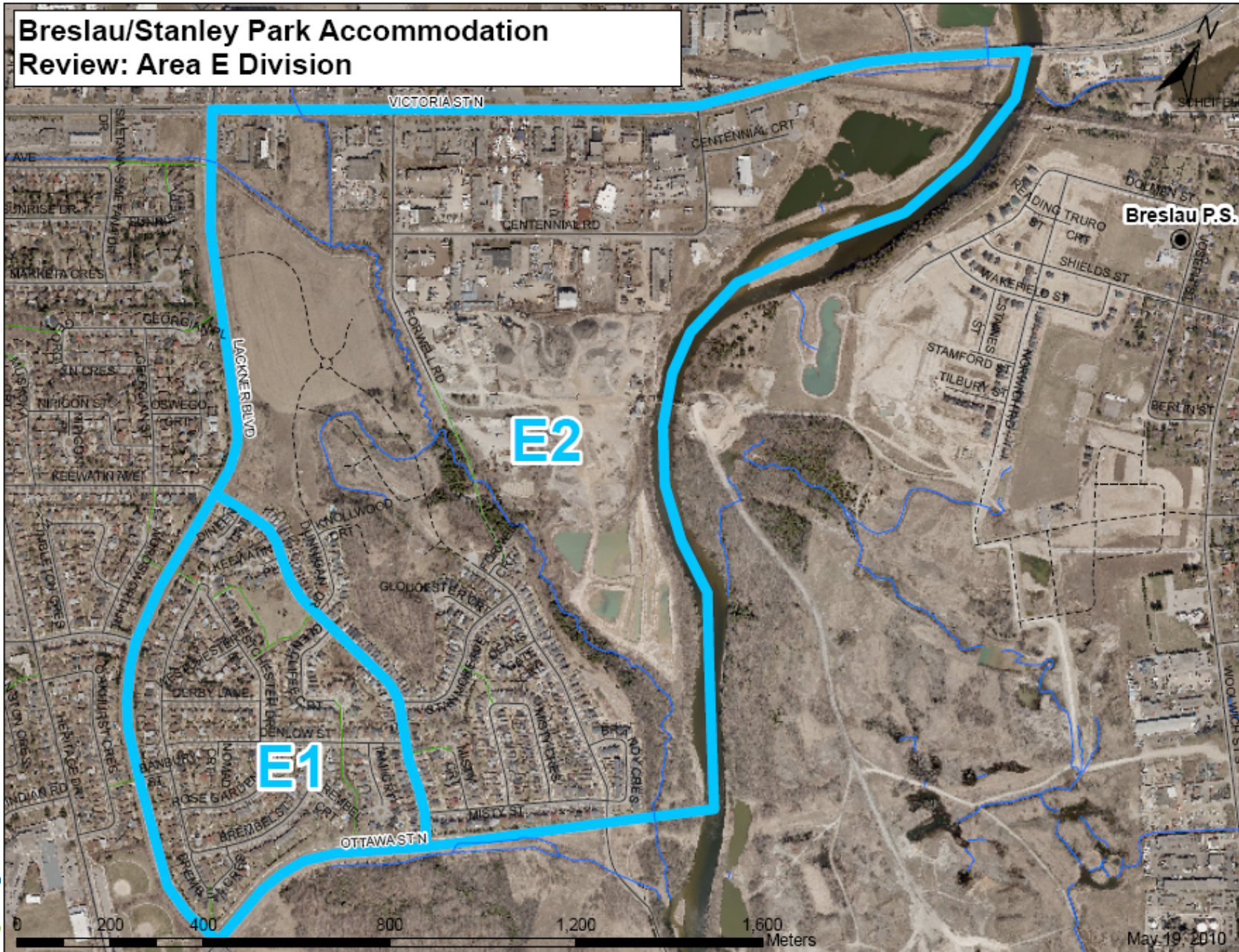
SR refers to total enrolment of the senior elementary program (7-8)

# New Scenario – Scenario 5

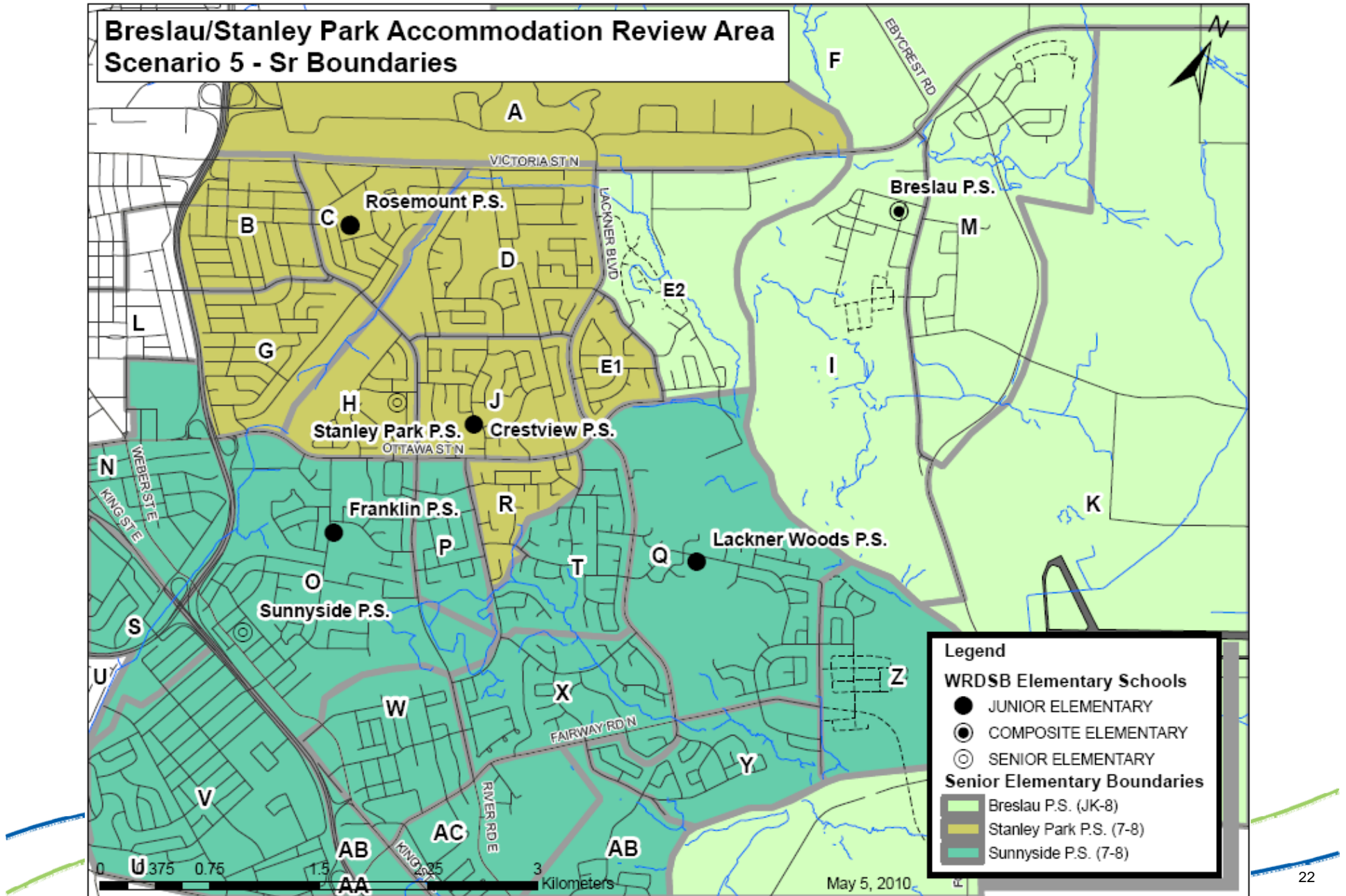


# New Scenario – Scenario 5

## Breslau/Stanley Park Accommodation Review: Area E Division



# New Scenario – Scenario 5



## New Scenario – Scenario 5

### Description

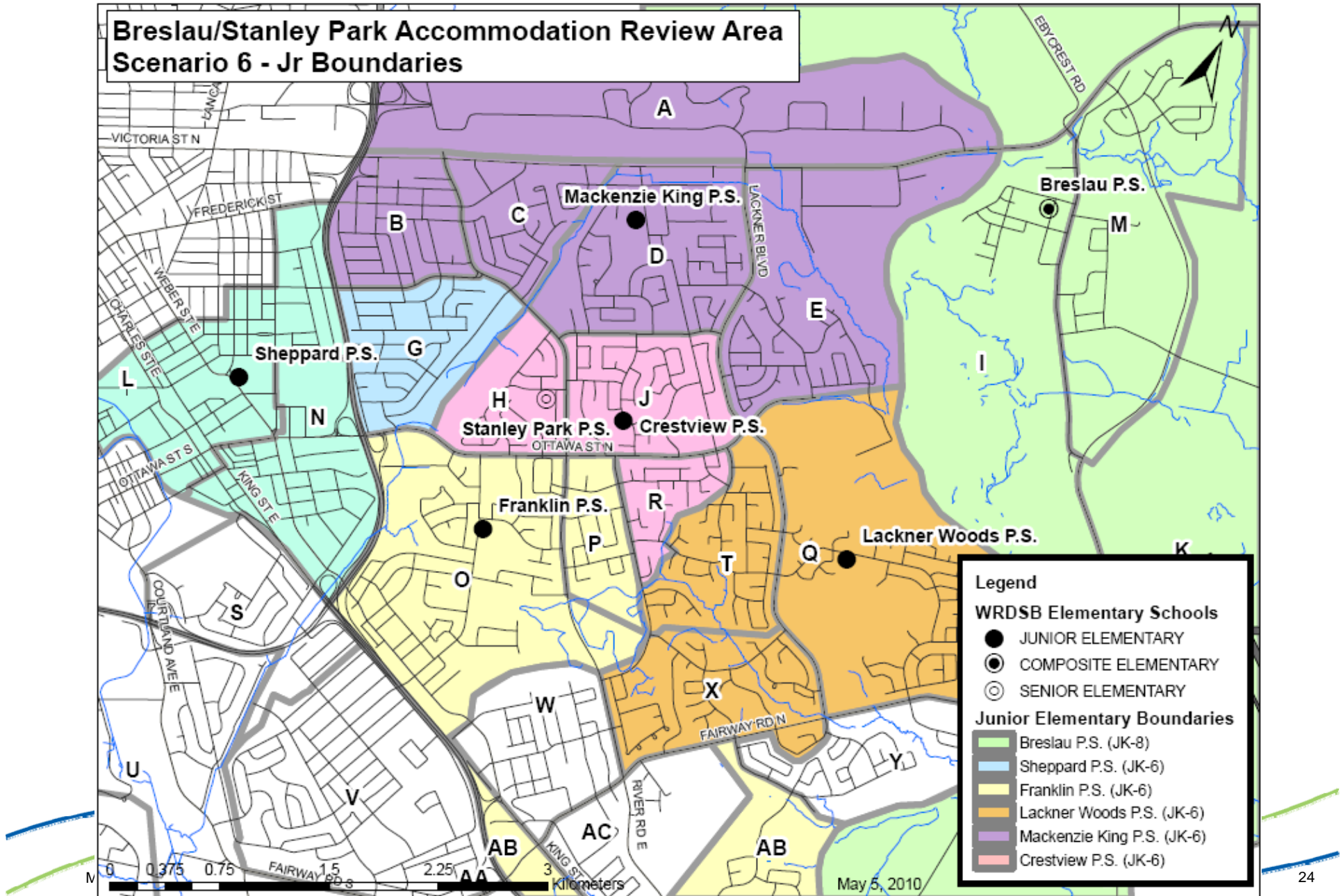
- Area E1 moves from Breslau P.S. to Crestview P.S. (JK-6)
- Smithson P.S. and Mackenzie King P.S. closed, and those areas attend new Rosemount P.S.
- Areas P and T move from Stanley Park P.S. to Sunnyside P.S. (7-8)

School	Built Capacity	2010				2015			2019		
		Total	FTE	%	SR	Total	%	SR	Total	%	SR
Breslau P.S.	325	362	326	111	70	576	177	117	634	195	159
Mackenzie King P.S.	499	Closed									
Smithson P.S.	299	Closed									
Crestview P.S.	507	483	424	95.3		514	101		563	111	
Stanley Park P.S.	441	377	377	85	377	287	65	287	311	71	311
Lackner Woods P.S.	368	588	503	160		691	188		624	170	
Franklin P.S.	582	594	535	102		559	96		536	92	
Sheppard P.S.	429	384	331	90		645	150		564	131	
Howard Robertson P.S.	526	382	339	73		403	77		423	80	
Sunnyside P.S.	423	554	554	131	554	566	134	566	653	154	653
Wilson Ave. P.S.	428	437	385	102		443	104		439	103	
Rockway P.S.	254	238	210	94		247	97		243	96	
Rosemount		411	361		0	399		0	382		0
<b>Total</b>	<b>4781</b>	<b>4810</b>	<b>4343</b>		<b>1001</b>	<b>5330</b>		<b>970</b>	<b>5372</b>		<b>1123</b>

% refers to percentage capacity (Total bodies/capacity)

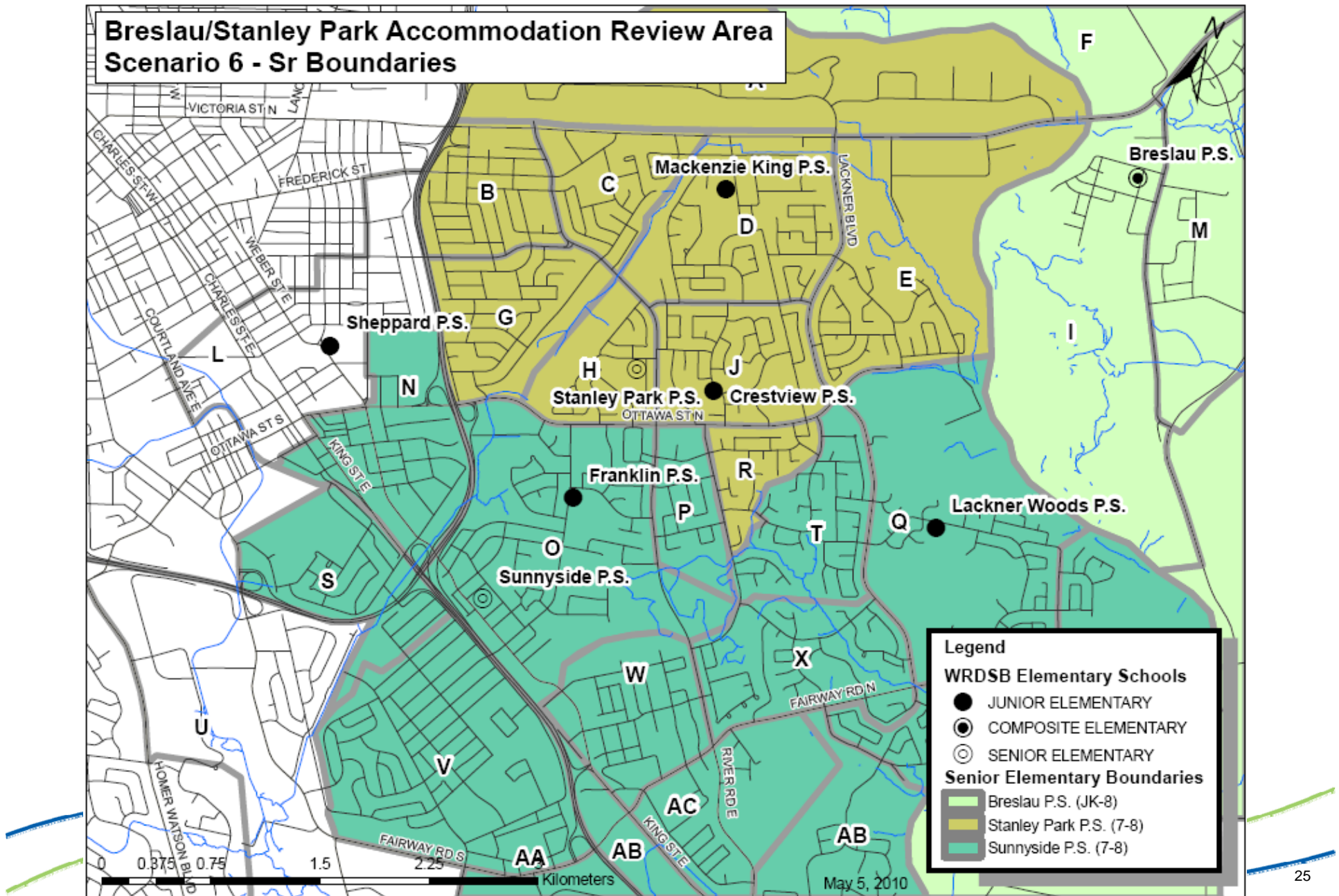
SR refers to total enrolment of the senior elementary program (7-8)

# New Scenario – Scenario 6





# New Scenario – Scenario 6



## New Scenario – Scenario 6

### Description

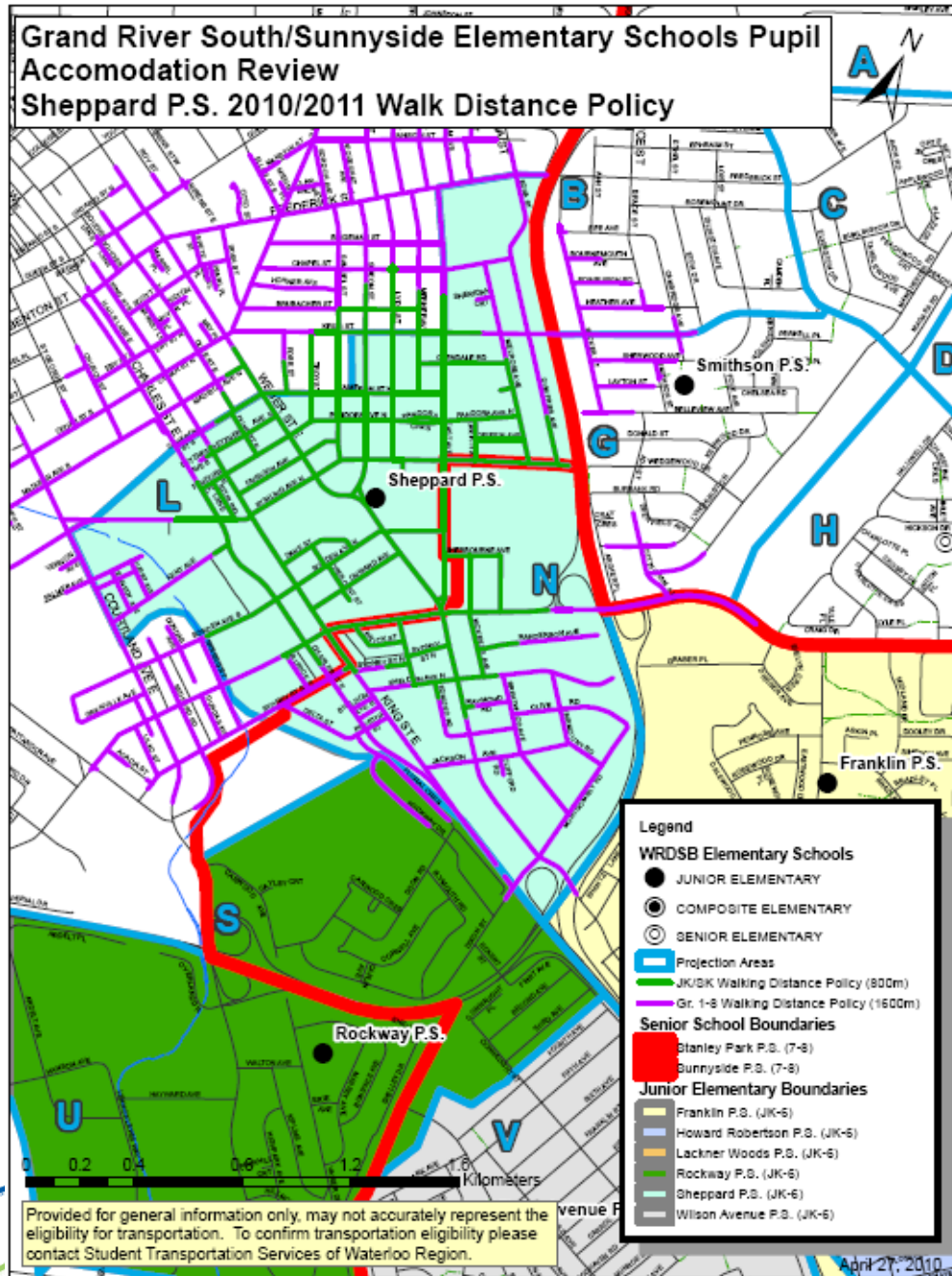
- Mackenzie King P.S. receives Area E from Breslau P.S. and Area B from Smithson P.S. (JK-6)
- Smithson P.S. is closed, giving up Area G to Sheppard P.S. (JK-6). Area G would remain at Stanley Park P.S. for 7-8 program.
- Areas P and T move from Stanley Park P.S. to Sunnyside P.S. (7-8)

School	Built Capacity	2010				2015			2019		
		Total	FTE	%	SR	Total	%	SR	Total	%	SR
Breslau P.S.	325	269	239	83	49	426	131	81	469	144	122
Mackenzie King P.S.	199	450	401	226		482	242		498	250	
Smithson P.S.	299	Closed									
Crestview P.S.	507	408	357	80		437	86		471	93	
Stanley Park P.S.	441	398	398	90	398	323	73	323	348	79	348
Lackner Woods P.S.	368	210	178	57		446	121		372	101	
Franklin P.S.	582	594	535	102		559	96		536	92	
Sheppard P.S.	429	414	364	97		403	94		374	87	
Howard Robertson P.S.	526	441	388	84		479	91		498	95	
Sunnyside P.S.	423	414	414	98	414	353	83	353	368	87	368
Wilson Ave. P.S.	428	437	385	102		443	104		439	103	
Rockway P.S.	254	238	210	94		247	97		243	96	
New School (Grand River South)		528	468		140	677		191	688		249
<b>Total</b>	<b>4781</b>	<b>4801</b>	<b>4335</b>		<b>1001</b>	<b>5275</b>		<b>948</b>	<b>5304</b>		<b>1087</b>

% refers to percentage capacity (Total bodies/capacity)

SR refers to total enrolment of the senior elementary program (7-8)

# New Scenario – Scenario 6



## Future Meeting Dates

- **Breslau/Stanley Park Accommodation Review**
  - Public Meeting # 2, Tuesday, May 25 @ Stanley Park P.S. from 7:00 – 9:00 pm
  - ARC #8 Wednesday, June 9 from 6:00 – 7:30 pm @ Stanley Park P.S.



## Contact Information

- Website: [www.wrdsb.ca](http://www.wrdsb.ca)
  - » About>Planning>Accommodation Reviews
  - » Breslau/Stanley Park Accommodation Review
- E-mail: [boundaryfeedback@wrdsb.on.ca](mailto:boundaryfeedback@wrdsb.on.ca)
- Phone: 519-570-0003 ext. 4419

