

Breslau/Stanley Park

Elementary Schools Pupil
Accommodation Review

Accommodation Review Committee Meeting #12

Nov. 3, 2010

Stanley Park P.S. Library 6:00 – 7:30 pm



Waterloo Region
District School Board

Agenda

- 1. Welcome/Introductions**
- 2. ARC Meeting # 10 – Draft Minutes Approval**
- 3. Scenario Discussion and evaluation wrt Review Objectives**
- 4. Date/location/time for Public Meeting # 3**
- 5. School Information Profiles**
- 6. Roundtable**
- 7. Future Meeting Dates:**



Review Objectives

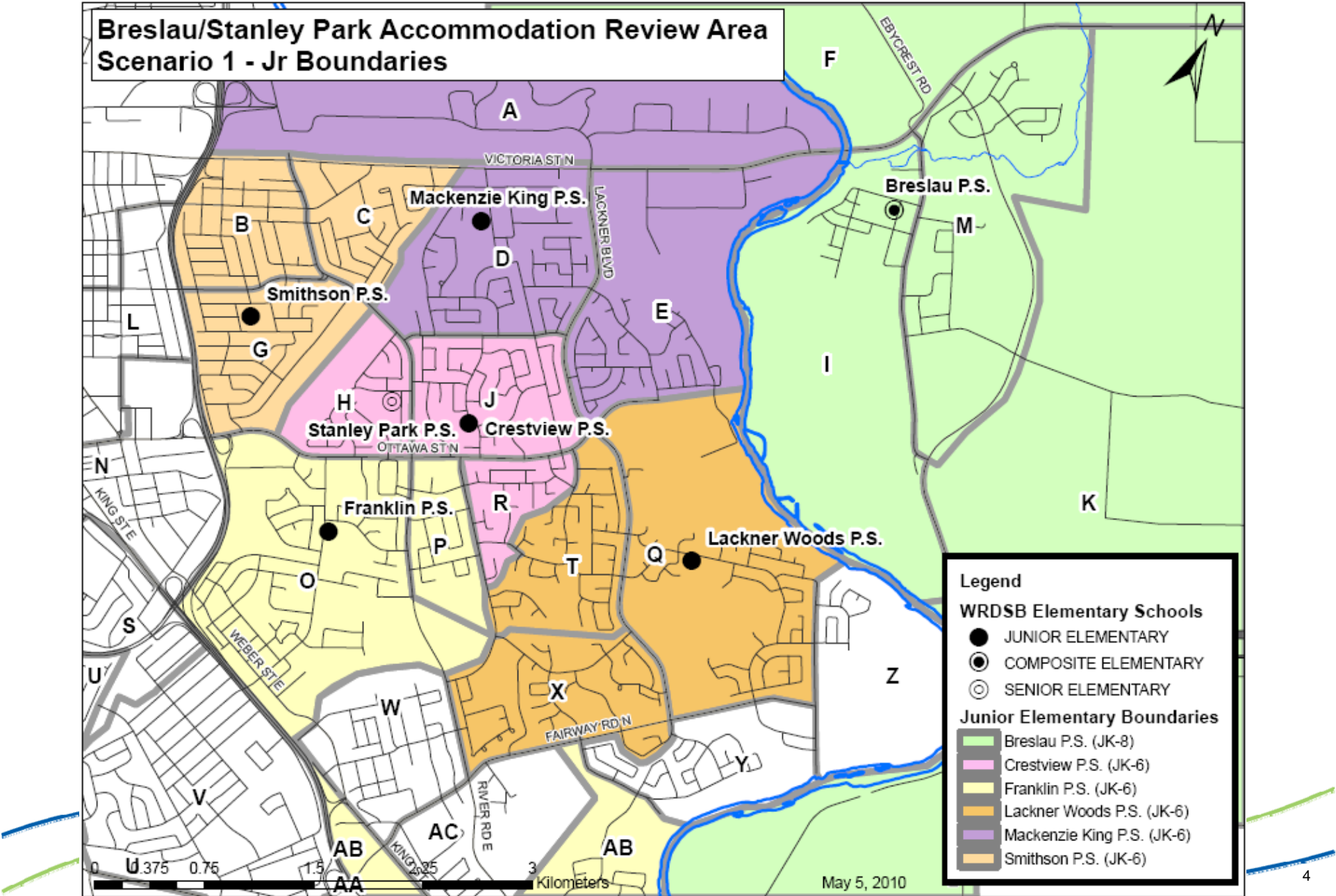
- Provide current and future students in the review area with equitable program opportunities to ensure their success by:
 - Having regard for Board Policy 3002 - Elementary School Size and Configuration
 - Recognizing the distribution of Special Education, French Immersion and English as a Second Language programs, and ensuring these programs are accommodated with any proposed changes

- Make the best use of Capital and Operating resources by:
 - Maximizing the number of students within walking distance to school.
 - Maximizing the number of students in permanent accommodation
 - Eliminating, where practical, underutilized space and introduce new facility
 - Identifying facility requirements for new mandates (i.e. AODA, FDK)
 - Improving retained facilities (i.e. site, layout, security, access, facility)

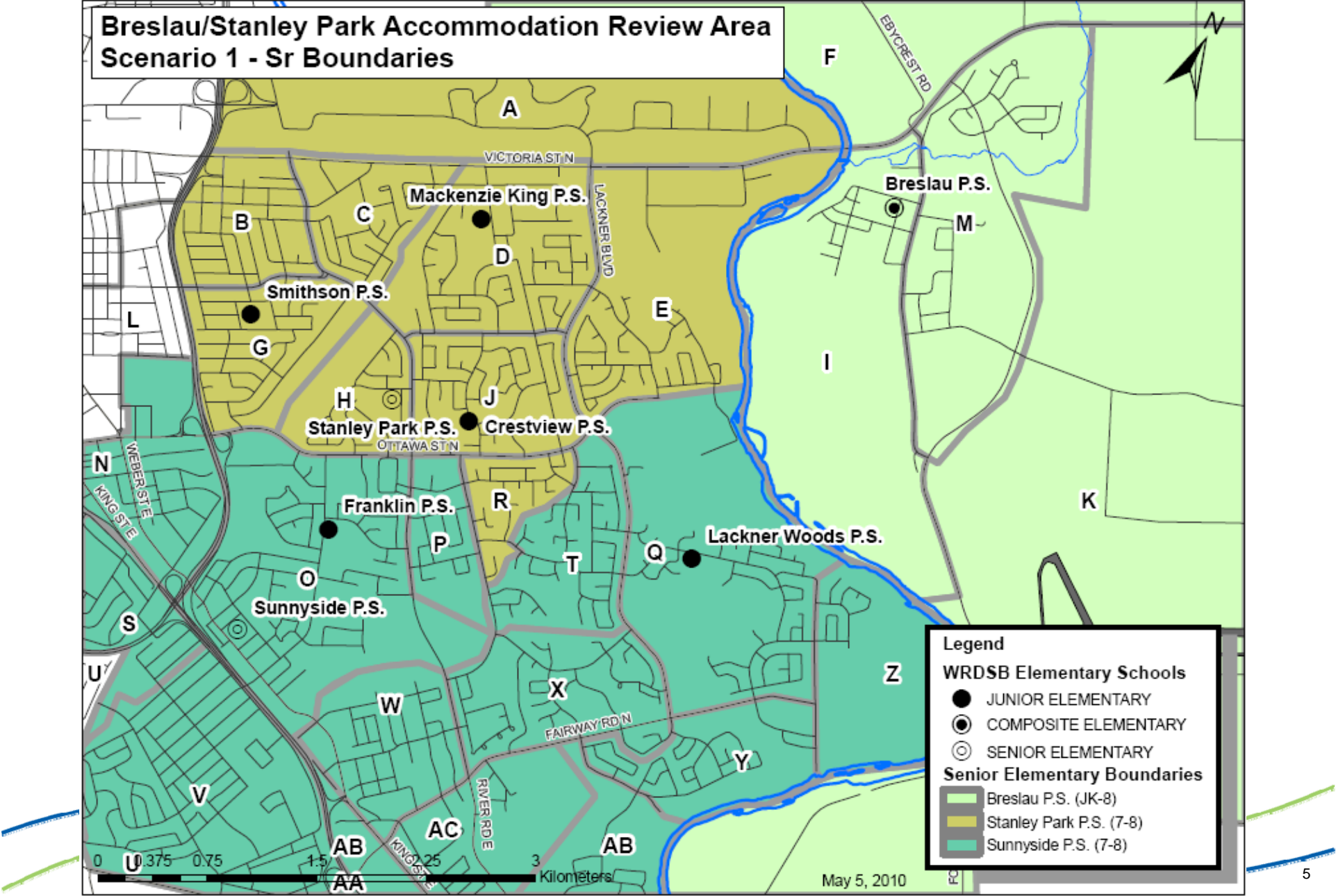
- Develop a solution that is long-term (approximately 10 years) by:
 - Creating more consistent feeds between the secondary and senior elementary program
 - Addressing future development plans and demographic shifts
 - Minimizing the number of student transitions where changes are proposed



Scenarios – Scenario 1



Scenarios – Scenario 1



Scenarios - Scenario 1

Description

- Area E moves from Breslau P.S. to Mackenzie King P.S. (JK-6), and Stanley Park P.S. (7-8)
- Area C moves from Mackenzie King P.S. to Smithson P.S. (JK-6)
- Areas P and T move from Stanley Park P.S. to Sunnyside P.S. (7-8), eliminating split feeds to Sr. program for Lackner Woods P.S. and Franklin P.S.

School	Built Capacity	2012				2016			2021		
		Total	FTE	%	SR	Total	%	SR	Total	%	SR
Breslau P.S.	325	362	325	111	61	461	142	99	414	127	113
Mackenzie King P.S.	199	294	257	148		362	182		340	171	
Smithson P.S.	299	259	231	87		255	85		247	83	
Crestview P.S.	507	418	363	82		459	91		480	95	
Stanley Park P.S.	441	354	354	80	354	297	67	297	343	78	343
Lackner Woods P.S.	368	666	587	181		693	188		607	165	
Franklin P.S.	582	568	508	98		551	95		542	93	
Total	2721	2921	2624		415	3078		396	2973		456

% refers to percentage capacity (Total bodies/capacity)

SR refers to total enrolment of the senior elementary program (7-8)



Scenario Evaluation – Scenario 1

- Provide current and future students in the review area with equitable program opportunities to ensure their success by:
 - Having regard for Board Policy 3002 - Elementary School Size and Configuration
 - Recognizing the distribution of Special Education, French Immersion and English as a Second Language programs, and ensuring these programs are accommodated with any proposed changes

Objective	Meets	Doesn't Meet	Comments
Regard for Board Policy 3002			
Recognize distribution Spec Ed., F.I., ESL programs			



Scenario Evaluation – Scenario 1

School	Built Capacity	2012				2016			2021		
		Total	FTE	%	SR	Total	%	SR	Total	%	SR
Breslau P.S.	325	362	325	111	61	461	142	99	414	127	113
Mackenzie King P.S.	199	294	257	148		362	182		340	171	
Smithson P.S.	299	259	231	87		255	85		247	83	
Crestview P.S.	507	418	363	82		459	91		480	95	
Stanley Park P.S.	441	354	354	80	354	297	67	297	343	78	343
Lackner Woods P.S.	368	666	587	181		693	188		607	165	
Franklin P.S.	582	568	508	98		551	95		542	93	
Total	2721	2921	2624		415	3078		396	2973		456

% refers to percentage capacity (Total bodies/capacity)

SR refers to total enrolment of the senior elementary program (7-8)

Objective	Meets	Doesn't Meet	Comments
Regard for Board Policy 3002			



Scenario Evaluation – Scenario 1

Objective	Meets	Doesn't Meet	Comments
Recognize distribution Spec Ed., F.I., ESL programs			

Program	Current School(s)	Proposed School(s)	Comments
French Immersion	Crestview P.S., Stanley Park P.S.	Crestview P.S., Stanley Park P.S.	No change
Spec Ed.	Mackenzie King P.S. (Dev Ed.) Smithson P.S. (ASD, Dev. Ed., Hearing) Stanley Park P.S. (Dev. Ed., Hearing, Life Skills)	Mackenzie King P.S. (Dev Ed.) Smithson P.S. (ASD, Dev. Ed., Hearing) Stanley Park P.S. (Dev. Ed., Hearing, Life Skills)	No change
ESL			No Change

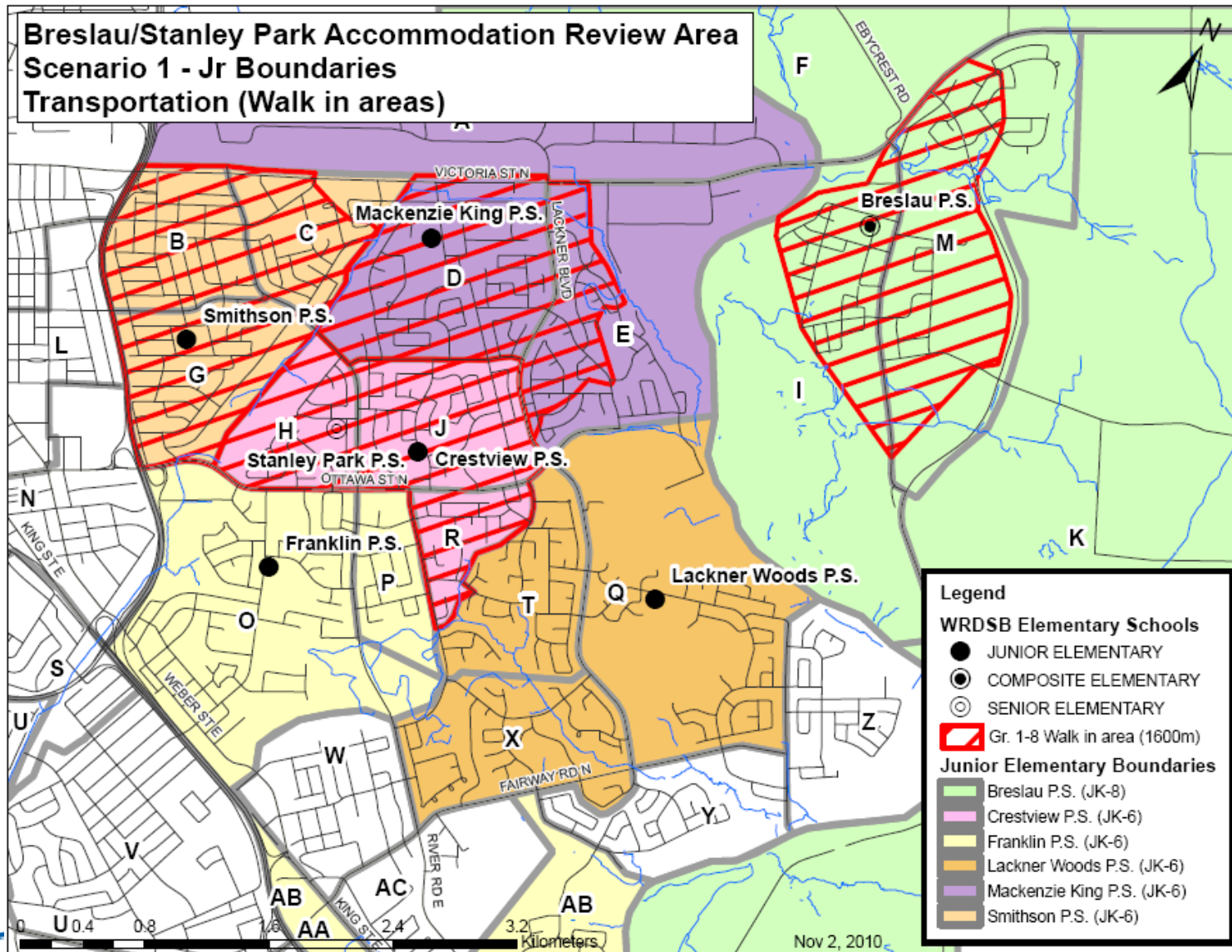


Scenario Evaluation – Scenario 1

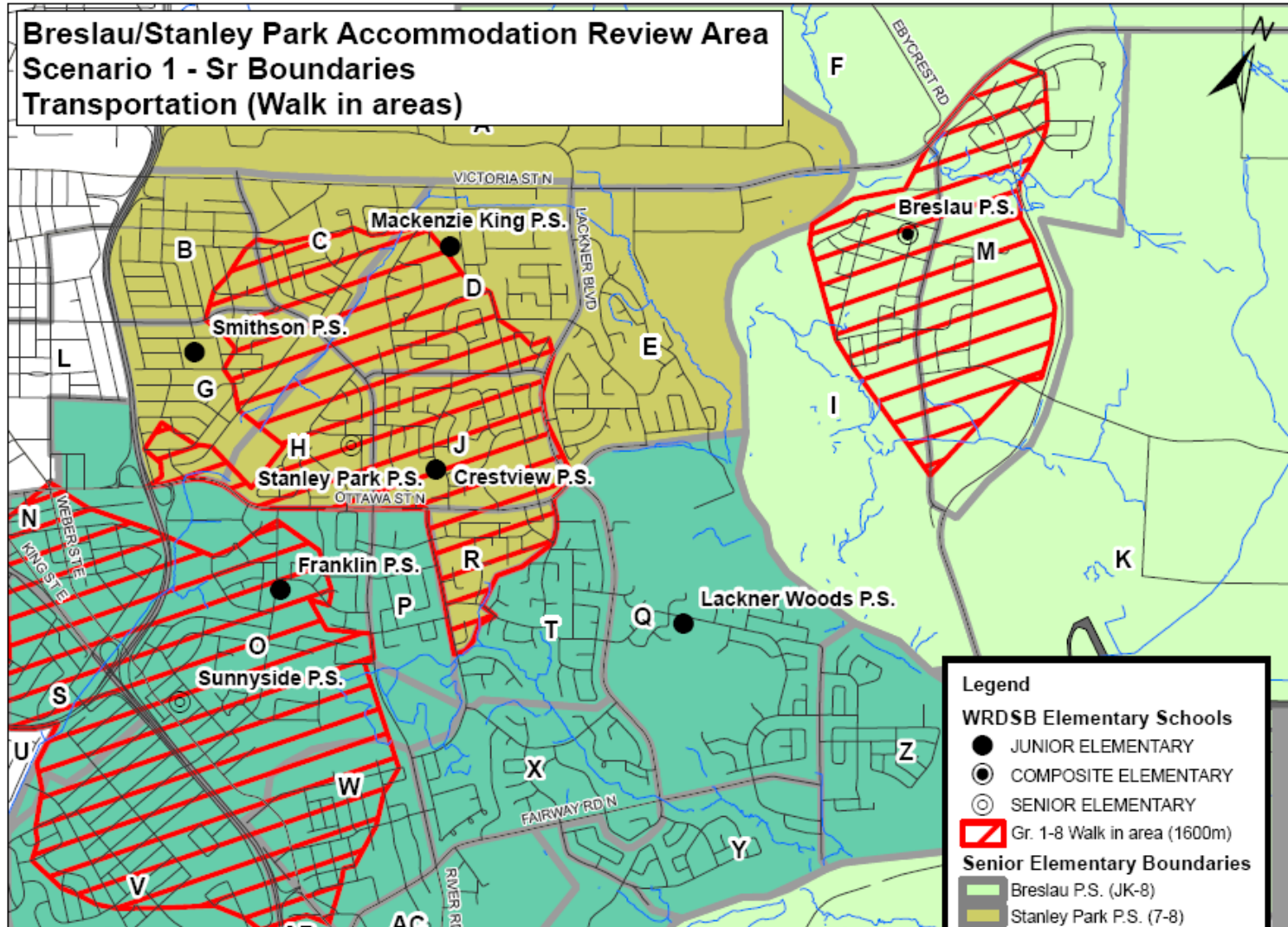
- Make the best use of Capital and Operating resources by:
 - Maximizing the number of students within walking distance to school.
 - Maximizing the number of students in permanent accommodation
 - Eliminating, where practical, underutilized space and introduce new facility
 - Identifying facility requirements for new mandates (i.e. AODA, FDK)
 - Improving retained facilities (i.e. site, layout, security, access, facility)

Objective	Meets	Doesn't Meet	Comments
Maximize students within walking distance			
Maximize the number of students in permanent accommodation			
Eliminate where practical underutilized space			
Identify facility requirements for new mandates			
Improve retained facilities			

Scenario Evaluation – Scenario 1



Scenario Evaluation – Scenario 1



Objective	Meets	Doesn't Meet	Comments
Maximize students within walking distance			

Scenario Evaluation – Scenario 1

Objective	Meets	Doesn't Meet	Comments
Identify facility requirements for new mandates			
Improve retained facilities			

Facility	Project	FDK	Accessibility
Breslau P.S..	100 pupil place addition including office, FDK, accessibility	3 rooms	Accessibility part of construction tender
Mackenzie King P.S.	120 pupil place addition including, office, FDK, parking	3 rooms	Accessibility part of construction tender
Smithson P.S.	Parking lot improvements	2 rooms	Refer to accessibility committee for prioritization
Crestview P.S.		4 rooms	Refer to accessibility committee for prioritization
Stanley Park P.S.	Roof Replacement/remediation	n/a	Refer to accessibility committee for prioritization

Scenario Evaluation – Scenario 1

Objective	Meets	Doesn't Meet	Comments
Maximize the number of students in permanent accommodation			
Eliminate where practical underutilized space			

School	Built Capacity	2012				2016			2021		
		Total	FTE	%	SR	Total	%	SR	Total	%	SR
Breslau P.S.	325	362	325	111	61	461	142	99	414	127	113
Mackenzie King P.S.	199	294	257	148		362	182		340	171	
Smithson P.S.	299	259	231	87		255	85		247	83	
Crestview P.S.	507	418	363	82		459	91		480	95	
Stanley Park P.S.	441	354	354	80	354	297	67	297	343	78	343
Lackner Woods P.S.	368	666	587	181		693	188		607	165	
Franklin P.S.	582	568	508	98		551	95		542	93	
Total	2721	2921	2624		415	3078		396	2973		456

% refers to percentage capacity (Total bodies/capacity)

SR refers to total enrolment of the senior elementary program (7-8)



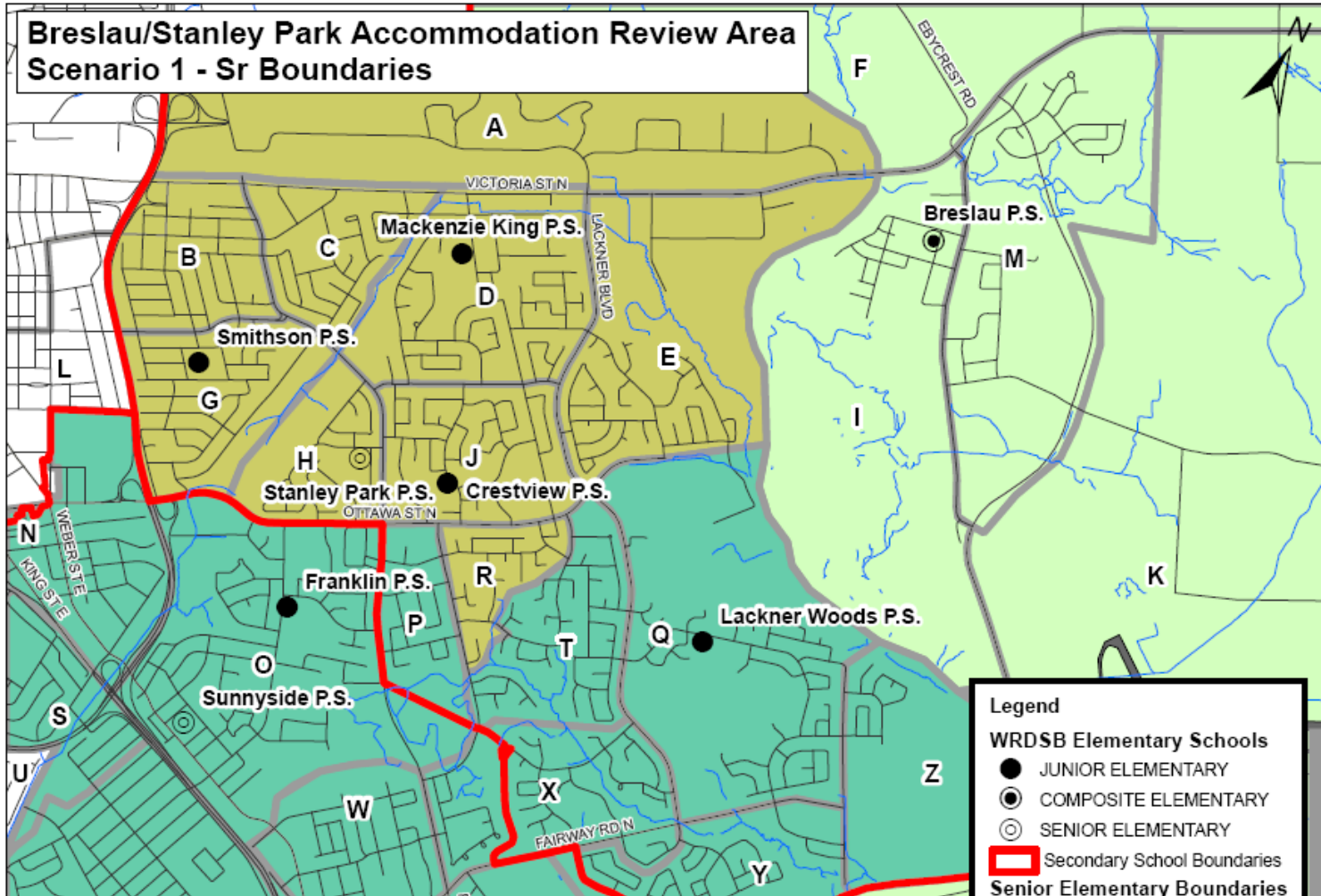
Scenario Evaluation – Scenario 1

- Develop a solution that is long-term (approximately 10 years) by:
 - Creating more consistent feeds between the secondary and senior elementary program
 - Addressing future development plans and demographic shifts
 - Minimizing the number of student transitions where changes are proposed

Objective	Meets	Doesn't Meet	Comments
Create more consistent feeds between senior elementary program and secondary programs			
Addresses future development and demographics			
Minimizes number of student transitions			



Scenario Evaluation – Scenario 1



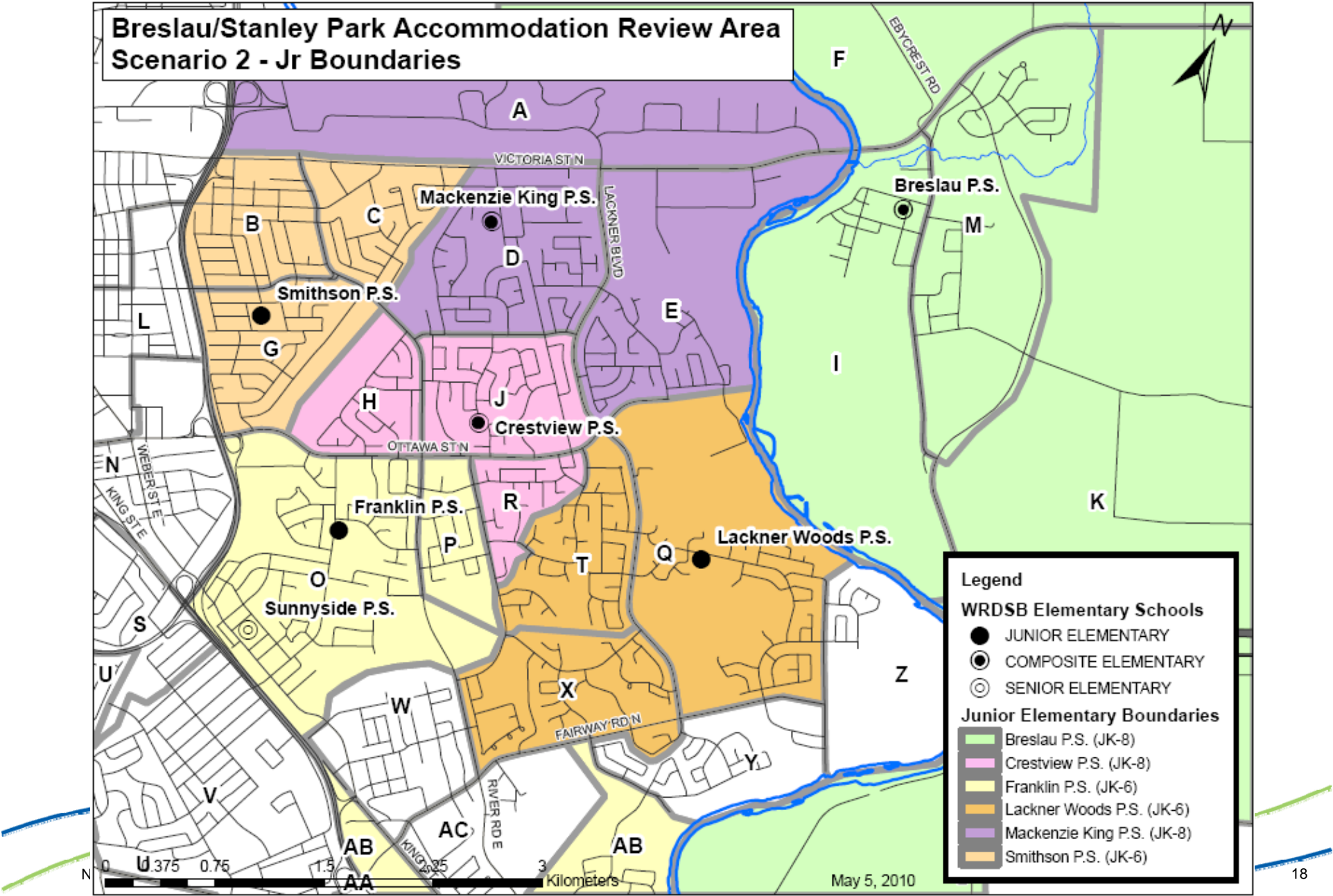
Objective	Meets	Doesn't Meet	Comments
Create more consistent feeds between senior elementary program and secondary programs			

Scenario Evaluation – Scenario 1

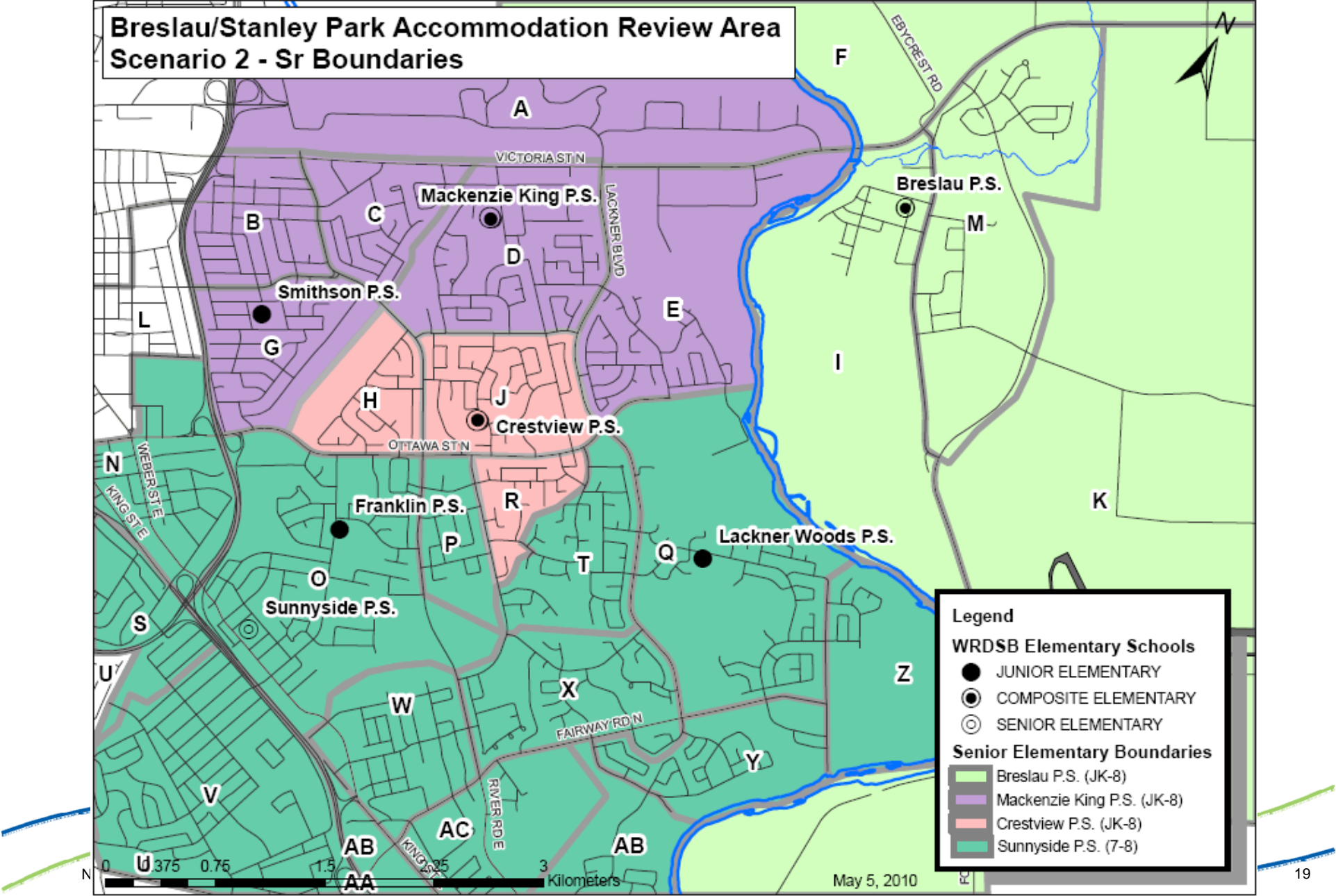
Objective	Meets	Doesn't Meet	Comments
Addresses future development and demographics			
Minimizes number of student transitions			



Scenarios – Scenario 2



Scenarios – Scenario 2



Scenarios – Scenario 2

Description

- Area E moves from Breslau P.S. to Mackenzie King P.S. which becomes JK-8.
- Area C moves from Mackenzie King P.S. to Smithson P.S. (JK-6)
- Smithson P.S. (JK-6. Areas B, C, G) feed to Mackenzie King P.S. for Gr. 7-8
- Stanley Park P.S. closes. Senior French Immersion and Spec Ed. programs move to Crestview P.S. (JK-8)
- Crestview becomes JK-8, receives Sr. F.I. and Spec Ed. programs from Stanley Park P.S.
- Areas P and T move from Stanley Park P.S. to Sunnyside P.S. (7-8)

School	Built Capacity	2012				2016			2021		
		Total	FTE	%	SR	Total	%	SR	Total	%	SR
Breslau P.S.	325	362	325	111	61	461	142	99	414	127	113
Mackenzie King P.S.	199	450	413	226	156	497	250	135	498	250	158
Smithson P.S.	299	259	231	87		255	85		247	83	
Crestview P.S.	507	622	567	123	199	631	124	166	667	132	187
Stanley Park P.S.	441	Closed									
Lackner Woods P.S.	368	666	587	181		693	188		607	165	
Franklin P.S.	582	568	508	98		551	95		542	93	
Total	2280	2927	2629		416	3088		400	2975		458

% refers to percentage capacity (Total bodies/capacity)

SR refers to total enrolment of the senior elementary program (7-8)



Waterloo Region
District School Board

Scenario Evaluation – Scenario 2

- Provide current and future students in the review area with equitable program opportunities to ensure their success by:
 - Having regard for Board Policy 3002 - Elementary School Size and Configuration
 - Recognizing the distribution of Special Education, French Immersion and English as a Second Language programs

Objective	Meets	Doesn't Meet	Comments
Regard for Board Policy 3002			
Recognize distribution Spec Ed., F.I., ESL programs			

Scenario Evaluation – Scenario 2

School	Built Capacity	2012				2016			2021		
		Total	FTE	%	SR	Total	%	SR	Total	%	SR
Breslau P.S.	325	362	325	111	61	461	142	99	414	127	113
Mackenzie King P.S.	199	450	413	226	156	497	250	135	498	250	158
Smithson P.S.	299	259	231	87		255	85		247	83	
Crestview P.S.	507	622	567	123	199	631	124	166	667	132	187
Stanley Park P.S.	441	Closed									
Lackner Woods P.S.	368	666	587	181		693	188		607	165	
Franklin P.S.	582	568	508	98		551	95		542	93	
Total	2280	2927	2629		416	3088		400	2975		458

% refers to percentage capacity (Total bodies/capacity)

SR refers to total enrolment of the senior elementary program (7-8)

Objective	Meets	Doesn't Meet	Comments
Regard for Board Policy 3002			



Scenario Evaluation – Scenario 5

Objective	Meets	Doesn't Meet	Comments
Recognize distribution Spec Ed., F.I., ESL programs			

Program	Current School(s)	Proposed School(s)	Comments
French Immersion	Crestview P.S., Stanley Park P.S.	Crestview P.S.,	Senior (7-8) F.I. program moved to Crestview P.S.
Spec Ed.	Mackenzie King P.S. (Dev Ed.) Smithson P.S. (ASD, Dev. Ed., Hearing) Stanley Park P.S. (Dev. Ed., Hearing, Life Skills)	Mackenzie King P.S. (Dev Ed., Hearing, Lifeskills) Smithson P.S. (ASD, Dev. Ed., Hearing)	Stanley Park P.S. Dev.Ed., Hearing and Life skills programs moved to Mackenzie King P.S.
ESL???			No Change

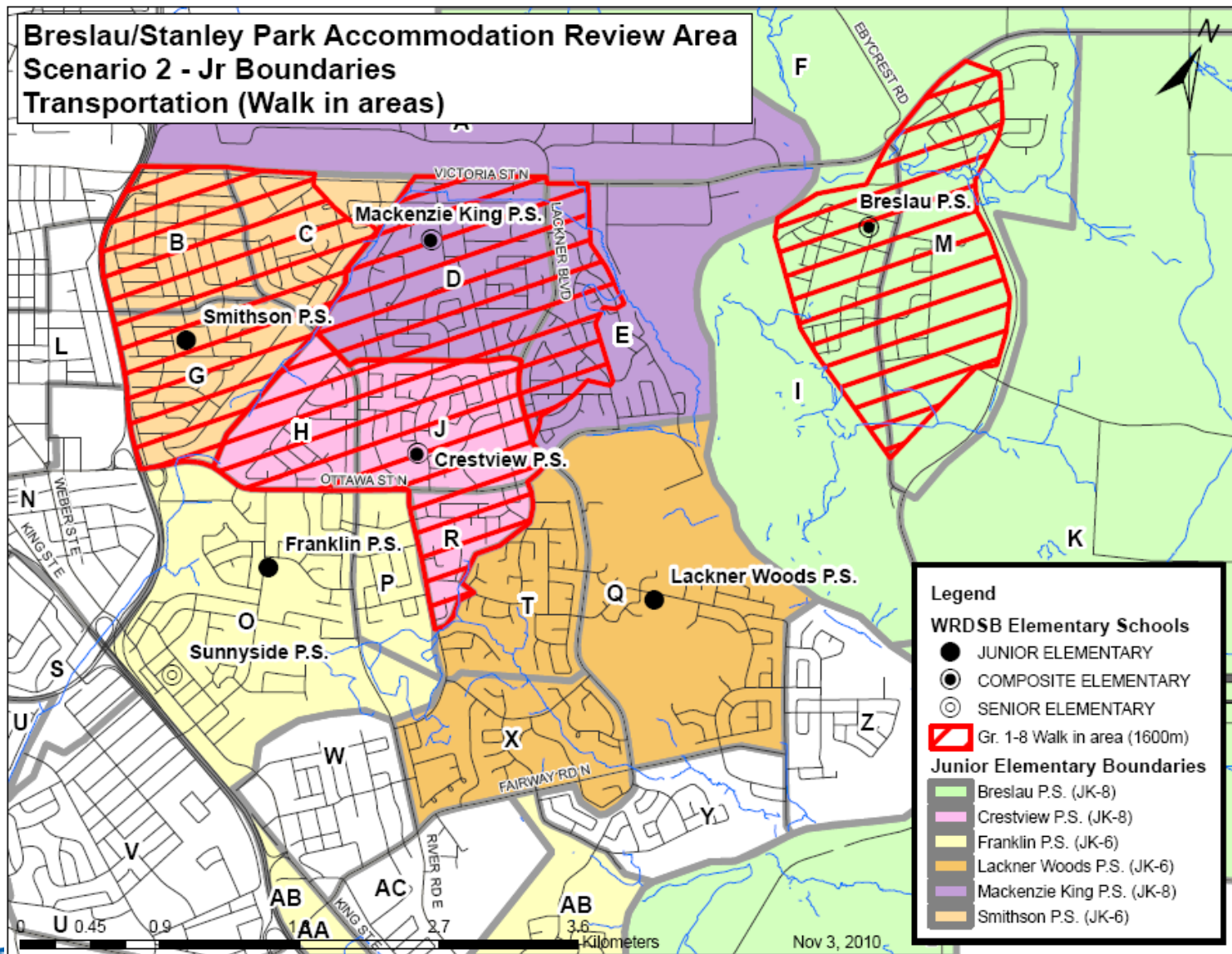
Scenario Evaluation – Scenario 5

- Make the best use of Capital and Operating resources by:
 - Maximizing the number of students within walking distance to school.
 - Maximizing the number of students in permanent accommodation
 - Eliminating, where practical, underutilized space and introduce new facility
 - Identifying facility requirements for new mandates (i.e. AODA, FDK)
 - Improving retained facilities (i.e. site, layout, security, access, facility)

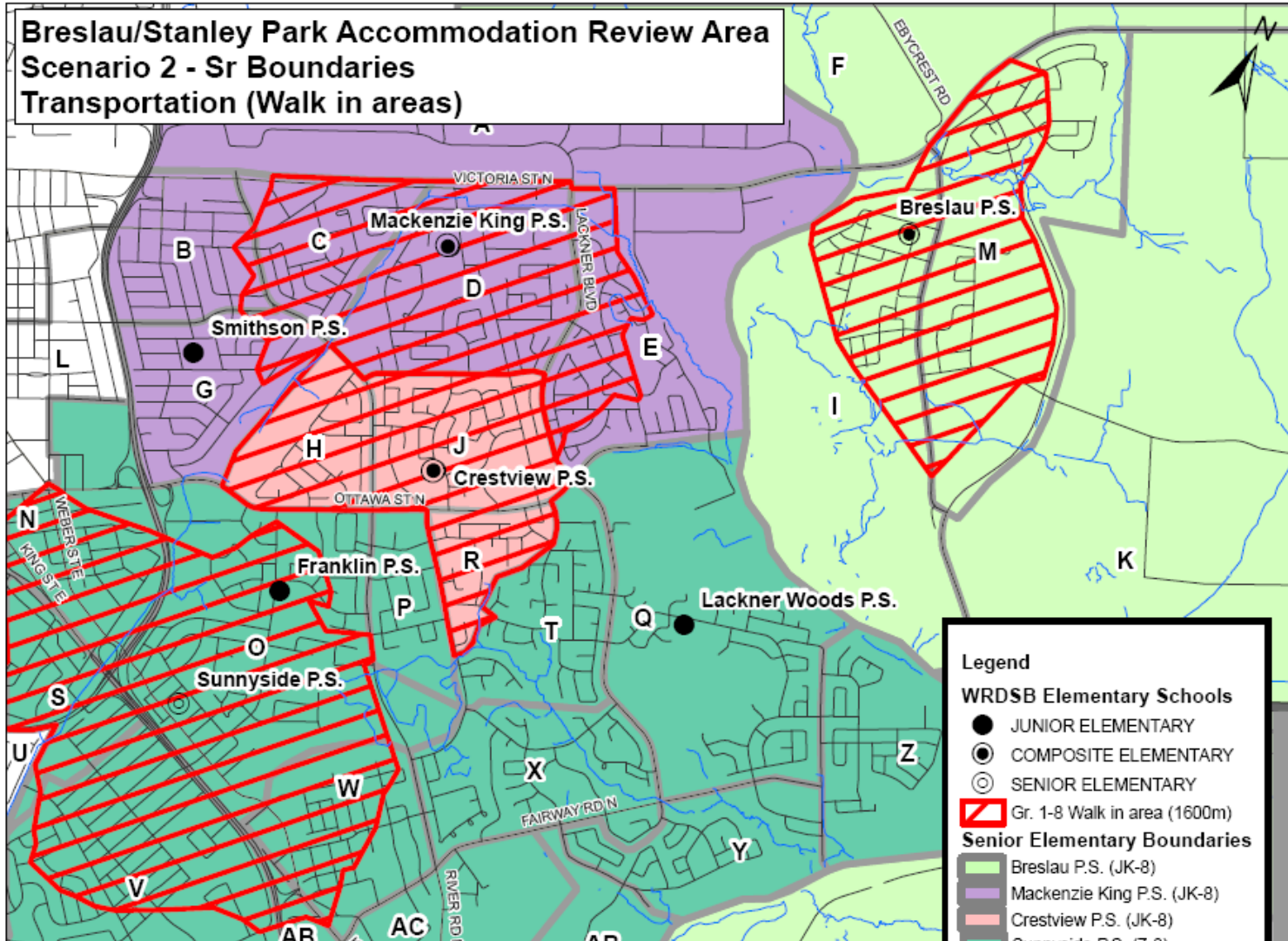
Objective	Meets	Doesn't Meet	Comments
Maximize students within walking distance			
Maximize the number of students in permanent accommodation			
Eliminate where practical underutilized space			
Identify facility requirements for new mandates			
Improve retained facilities			



Scenario Evaluation – Scenario 2



Scenario Evaluation – Scenario 2



Objective	Meets	Doesn't Meet	Comments
Maximize students within walking distance			

Scenario Evaluation – Scenario 2

Objective	Meets	Doesn't Meet	Comments
Identify facility requirements for new mandates			
Improve retained facilities			

Facility	Project	FDK	Accessibility
Breslau P.S..	100 pupil place addition including office, FDK, accessibility	3 rooms	Accessibility part of construction tender
Mackenzie King P.S.	325 pupil place addition including, office, FDK, parking, 7-8 facilities (gym, library expansion)	3 rooms	Accessibility part of construction tender
Smithson P.S.	Parking lot improvements	2 rooms	Refer to accessibility committee for prioritization
Crestview P.S.	150 pupil place addition including FDK, accessibility, senior facilities, parking	4 rooms	Refer to accessibility committee for prioritization
Stanley Park P.S.	Close Stanley Park P.S.	n/a	n/a

Scenario Evaluation – Scenario 2

Objective	Meets	Doesn't Meet	Comments
Maximize the number of students in permanent accommodation			
Eliminate where practical underutilized space			

School	Built Capacity	2012				2016			2021		
		Total	FTE	%	SR	Total	%	SR	Total	%	SR
Breslau P.S.	325	362	325	111	61	461	142	99	414	127	113
Mackenzie King P.S.	199	450	413	226	156	497	250	135	498	250	158
Smithson P.S.	299	259	231	87		255	85		247	83	
Crestview P.S.	507	622	567	123	199	631	124	166	667	132	187
Stanley Park P.S.	441	Closed									
Lackner Woods P.S.	368	666	587	181		693	188		607	165	
Franklin P.S.	582	568	508	98		551	95		542	93	
Total	2280	2927	2629		416	3088		400	2975		458

% refers to percentage capacity (Total bodies/capacity)

SR refers to total enrolment of the senior elementary program (7-8)

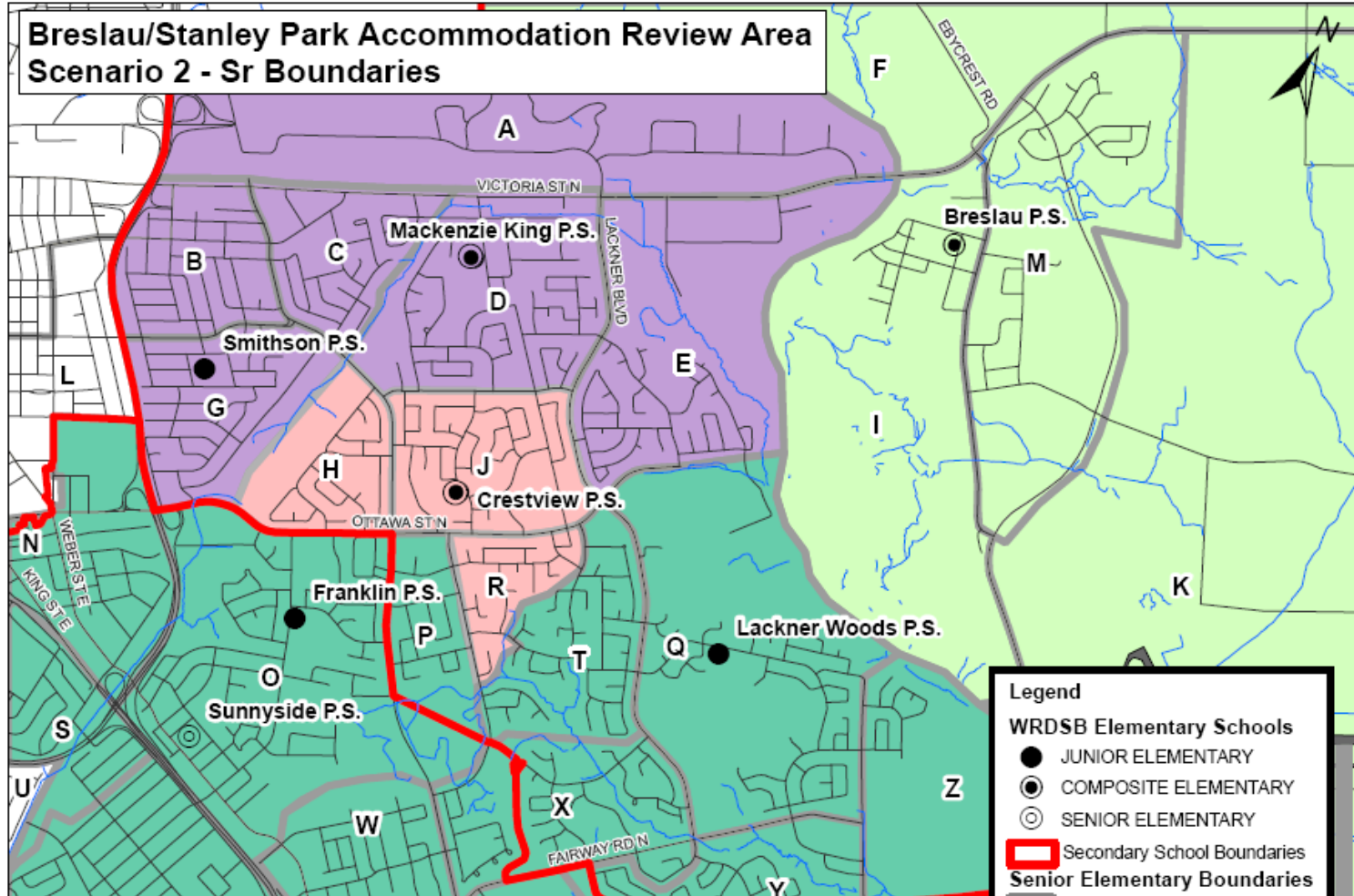


Scenario Evaluation – Scenario 2

- Develop a solution that is long-term (approximately 10 years) by:
 - Creating more consistent feeds between the secondary and senior elementary program
 - Addressing future development plans and demographic shifts
 - Minimizing the number of student transitions where changes are proposed

Objective	Meets	Doesn't Meet	Comments
Create more consistent feeds between senior elementary program and secondary programs			
Addresses future development and demographics			
Minimizes number of student transitions			

Scenario Evaluation – Scenario 2



Objective	Meets	Doesn't Meet	Comments
Create more consistent feeds between senior elementary program and secondary programs			

Scenario Evaluation – Scenario 2

Objective	Meets	Doesn't Meet	Comments
Addresses future development and demographics			
Minimizes number of student transitions			



School Information Profiles



School Information Profile

Date: **January/2010**
Month/Year

SCHOOL PROFILE		
School: Franklin Public School		
Address: 371 Franklin Street North, Kitchener, ON N2A 1Y9		
Grade Configuration	JK-6	
Age of Facility	47 years	
Site Size	6.3 ac	2,549 ha
Building Size – GFA	43645 sq ft	4054.75 m ²
School Capacity (building only, Ministry recognized)	582	
School Capacity (building and porta-pak)	582	
Number of portables	6	
Current enrolment (Total/FTE)	608/545	
Utilization (% Accommodation)	94%	
Historic FTE Enrolment (past 5 years) Based on October 31 Enrolment	Year: 2008	Enrolment: 541.5
	Year: 2007	Enrolment: 527.5
	Year: 2006	Enrolment: 553.5
	Year: 2005	Enrolment: 564.5
	Year: 2004	Enrolment: 545.5
Enrolment FTE Projection (next 5 years)	Year: 2010	Enrolment: 555
	Year: 2011	Enrolment: 540
	Year: 2012	Enrolment: 550
	Year: 2013	Enrolment: 543
	Year: 2014	Enrolment: 532
Feeder Schools:	Grades:	
Number of Out of Boundary Students	132	
Number of Split Grades		
Is there a French Immersion Program?	Yes <input checked="" type="checkbox"/> No <input type="checkbox"/>	

Attachments: Site and Floor Plans with date of original building and any subsequent additions

The ARC may customize the Board’s generic School Information Profile to the schools under review. The School Information Profile must include the four considerations:

Section 1: Value to the Student

Section 2: Value to the Board

Section 3: Value to the Community

Section 4: Value to the Local Economy



Future Meeting Dates

- Breslau/Stanley Park Accommodation Review
 - ARC #13: Wednesday November 17, 2010,
 - Public Meeting # 3 , November 24, 2010, 5:30-7:30 p.m., Mackenzie King P.S.



Contact Information

- Website: www.wrdsb.ca
 - » About>Planning>Accommodation Reviews
 - » Grand River South/Sunnyside Accommodation Review
- E-mail: boundaryfeedback@wrdsb.on.ca
- Phone: 519-570-0003 ext. 4419

