

# Woolwich/Wellesley Townships

## Elementary Schools Pupil Accommodation Review **Accommodation Review Committee Meeting #15**

October 3, 2012

St. Jacobs P.S. Library 6:30 – 8:00 pm

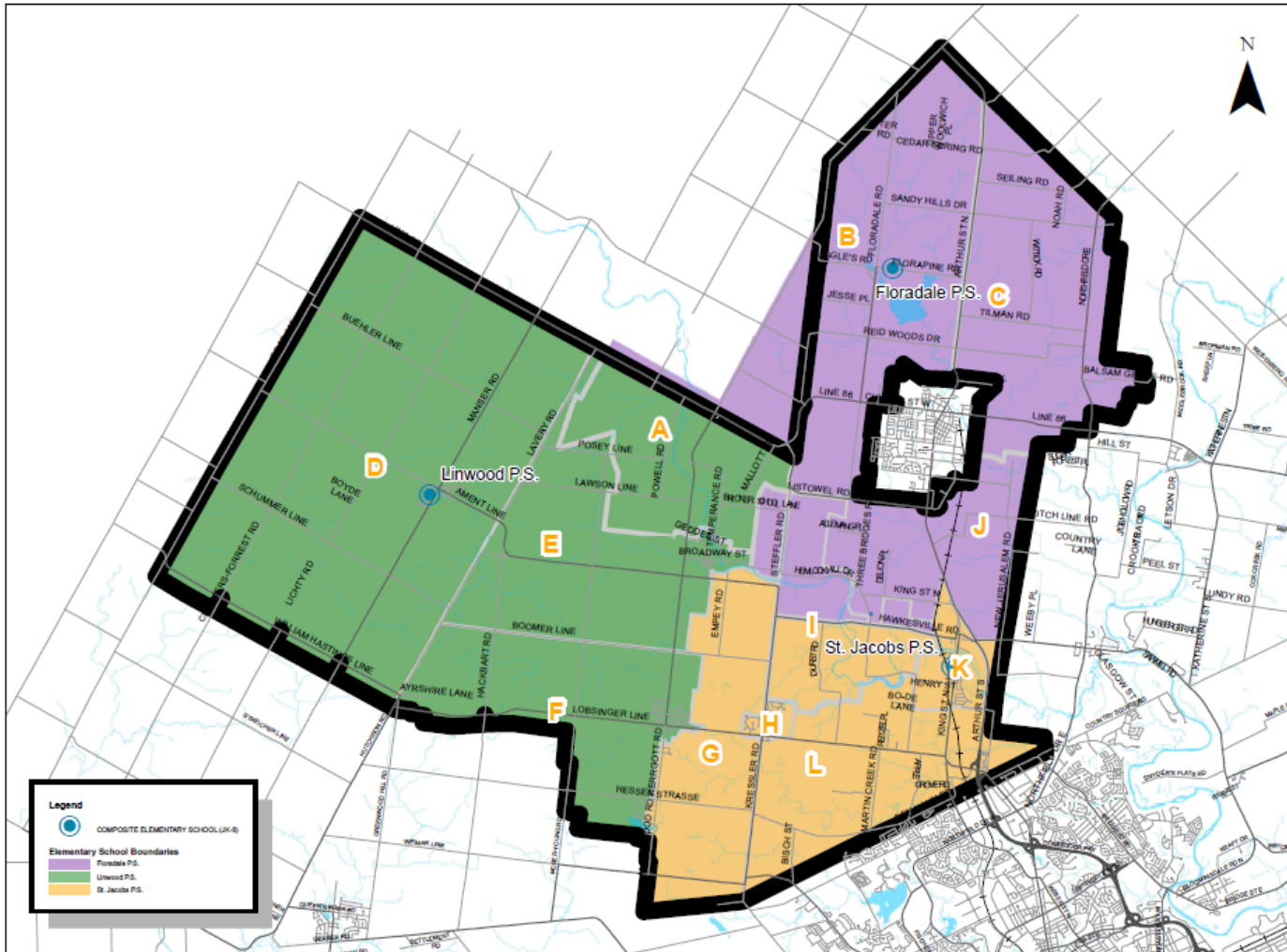


Waterloo Region  
District School Board

- 1. Welcome**
- 2. ARC Meeting # 14 – Draft Minutes**
- 3. Scenario Review/Revisions (Scenarios: Status Quo, 3, 10)**
  - Scenario 10 modifications
- 4. Scenario Capital/Operating Requirements**
  - Staffing
- 5. Future Meeting Dates/Times**
  - Next ARC meeting (#16)
  - Public meeting # 3

# 3. Scenario Review/Revisions – Scenario 10

Woolwich and Wellesley Townships Review: Scenario 10



## •Details

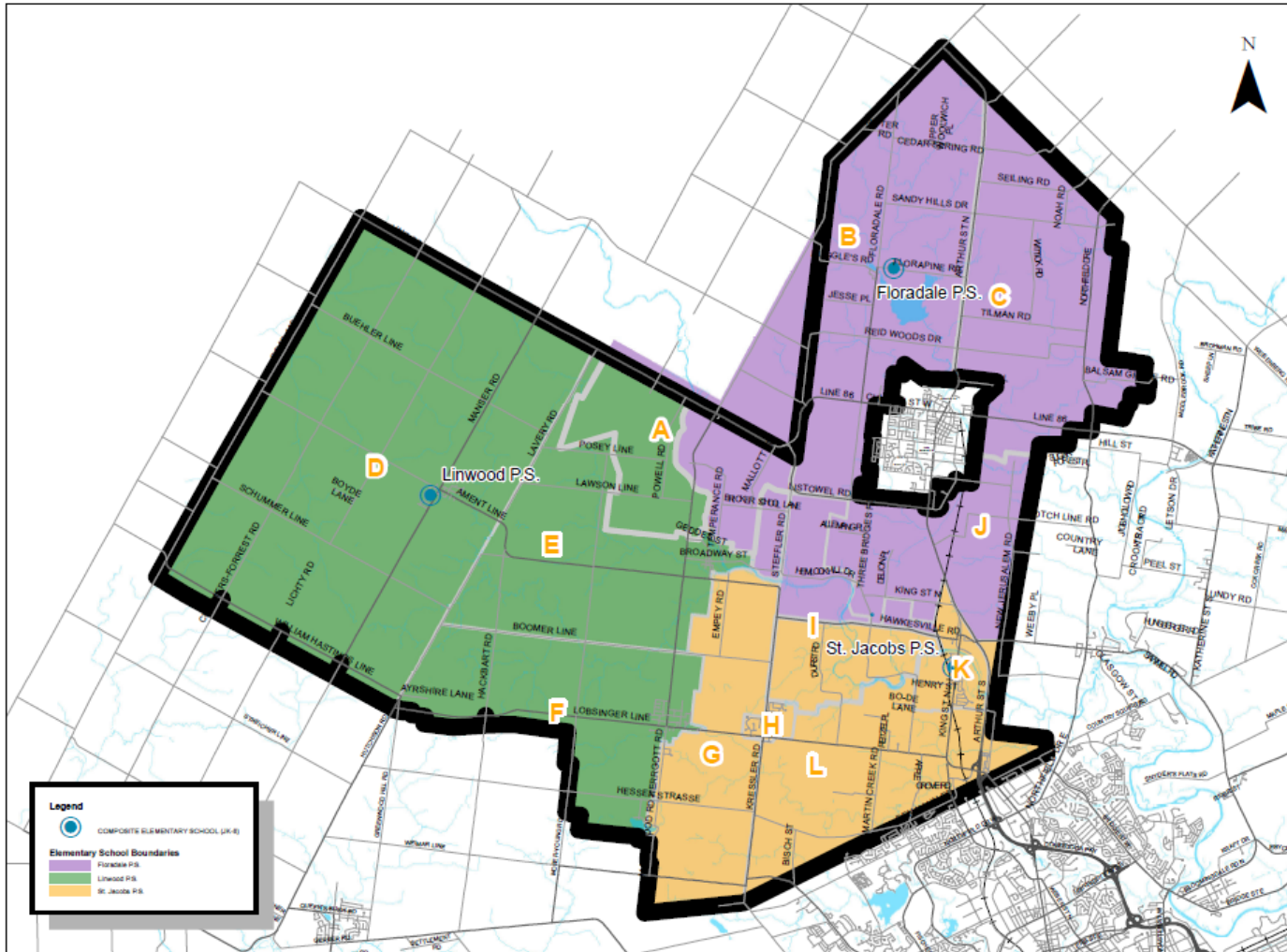
- Three Bridges PS closed. Students directed to St. Jacobs PS and Floradale PS.
- St. Jacobs PS gets Areas G, H, K, L, and portions of I, J.
- Floradale PS gets portions of Areas I, J from St. Jacobs PS.
- Linwood gets Area A from Floradale

Scenario 10

School	Built Capacity	Capacity with FDK	2012			2014			2016			2018			2020		
			JK-6	7-8	Total	JK-6	7-8	Total	JK-6	7-8	Total	JK-6	7-8	Total	JK-6	7-8	Total
Floradale P.S.	322	322	214	56	270	188	55	243	173	65	238	191	40	231	188	59	247
Linwood P.S.	510	519	333	96	429	367	90	457	378	96	474	385	96	481	397	88	485
St. Jacobs P.S.	348	403	253	62	315	263	59	322	281	79	360	292	76	368	305	77	382
Three Bridges P.S.	92	95	60	23	83	0	0	0	0	0	0	0	0	0	0	0	0
<b>Total</b>	<b>1180</b>	<b>1244</b>	<b>860</b>	<b>237</b>	<b>1097</b>	<b>818</b>	<b>204</b>	<b>1022</b>	<b>832</b>	<b>240</b>	<b>1072</b>	<b>868</b>	<b>212</b>	<b>1080</b>	<b>890</b>	<b>224</b>	<b>1114</b>

# 3. Scenario Revisions – Scenario 10 (A)

Woolwich and Wellesley Townships Review: Scenario 10 (A)



## • Details

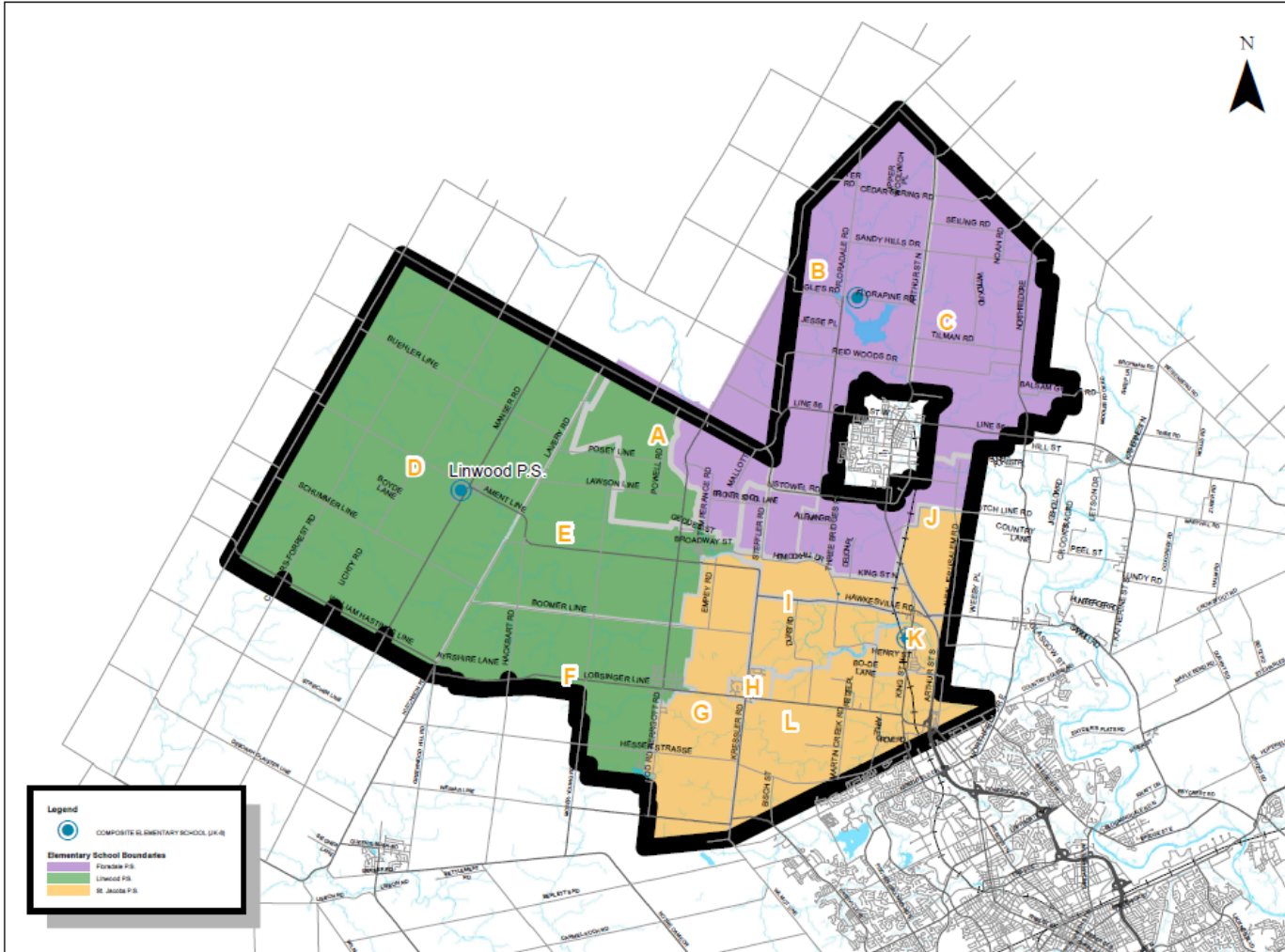
- Three Bridges PS closed. Students directed to St. Jacobs PS and Floradale PS.
- St. Jacobs PS gets Areas G, H, K, L, and portions of I, J.
- Floradale PS gets portions of Areas I, J from St. Jacobs PS.
- Linwood gets Area A west of Conestoga River from Floradale

Scenario 10 (A)

School	Built Capacity	Capacity with FDK	2012			2014			2016			2018			2020		
			JK-6	7-8	Total	JK-6	7-8	Total	JK-6	7-8	Total	JK-6	7-8	Total	JK-6	7-8	Total
Floradale P.S.	322	322	214	56	270	212	61	273	197	71	268	215	46	261	212	65	277
Linwood P.S.	510	519	333	96	429	343	84	427	354	90	444	361	90	451	373	82	455
St. Jacobs P.S.	348	403	253	62	315	263	59	322	281	79	360	292	76	368	305	77	382
Three Bridges P.S.	92	95	60	23	83	0	0	0	0	0	0	0	0	0	0	0	0
<b>Total</b>	<b>1180</b>	<b>1244</b>	<b>860</b>	<b>237</b>	<b>1097</b>	<b>818</b>	<b>204</b>	<b>1022</b>	<b>832</b>	<b>240</b>	<b>1072</b>	<b>868</b>	<b>212</b>	<b>1080</b>	<b>890</b>	<b>224</b>	<b>1114</b>

# 3. Scenario Revisions – Scenario 10 (B)

Woolwich and Wellesley Townships Review: Scenario 10 (B)



## • Details

• Three Bridges PS closed. Students directed to St. Jacobs PS and Floradale PS.

• St. Jacobs PS gets Areas G, H, K, L, and most of I, J.

• Floradale PS gets portions of Areas I, J from St. Jacobs PS.

• Linwood gets Area A west of Conestoga River from Floradale

Scenario 10 (B)

School	Built Capacity	Capacity with FDK	2012			2014			2016			2018			2020		
			JK-6	7-8	Total	JK-6	7-8	Total	JK-6	7-8	Total	JK-6	7-8	Total	JK-6	7-8	Total
Floradale P.S.	322	322	214	56	270	196	57	253	181	67	248	199	42	241	196	61	257
Linwood P.S.	510	519	333	96	429	343	84	427	354	90	444	361	90	451	373	82	455
St. Jacobs P.S.	348	403	253	62	315	279	63	342	297	83	380	308	80	388	321	81	402
Three Bridges P.S.	92	95	60	23	83	0	0	0	0	0	0	0	0	0	0	0	0
<b>Total</b>	<b>1180</b>	<b>1244</b>	<b>860</b>	<b>237</b>	<b>1097</b>	<b>818</b>	<b>204</b>	<b>1022</b>	<b>832</b>	<b>240</b>	<b>1072</b>	<b>868</b>	<b>212</b>	<b>1080</b>	<b>890</b>	<b>224</b>	<b>1114</b>

# 4. Scenario Capital (and operating) Requirements

## Staffing\*\*

### STATUS QUO

School	Built Capacity	Capacity with FDK	2012			2014			2016			2018			2020		
			JK-6	7-8	Total	JK-6	7-8	Total	JK-6	7-8	Total	JK-6	7-8	Total	JK-6	7-8	Total
Floradale P.S.	322	322	214	56	270	197	59	256	188	68	256	209	42	251	218	54	272
Linwood P.S.	510	519	333	96	429	327	77	404	337	81	418	342	83	425	350	79	429
St. Jacobs P.S.	348	403	253	62	315	264	63	327	279	81	360	292	76	368	300	80	380
Three Bridges P.S.	92	92	60	23	83	72	16	88	73	23	96	70	27	97	62	28	90
<b>Total</b>	<b>1272</b>	<b>1336</b>	<b>860</b>	<b>237</b>	<b>1097</b>	<b>860</b>	<b>215</b>	<b>1075</b>	<b>877</b>	<b>253</b>	<b>1130</b>	<b>913</b>	<b>228</b>	<b>1141</b>	<b>930</b>	<b>241</b>	<b>1171</b>

## Status Quo

School	Administrator	Custodian	Teacher	ECE (FDK)
Floradale	1	3.0	12	1
Linwood	1.5	2.75	19	3
St. Jacobs	1	2	16	3
Three Bridges	1	1	5	0
<b>Total</b>	<b>4.5</b>	<b>8.75</b>	<b>52</b>	<b>7</b>

\*\*Staffing estimates utilize 2016 projected enrolments



# 4. Scenario Capital (and operating) Requirements

## Staffing

Scenario 3

School	Built Capacity	Capacity with FDK	2012			2014			2016			2018			2020		
			JK-6	7-8	Total	JK-6	7-8	Total	JK-6	7-8	Total	JK-6	7-8	Total	JK-6	7-8	Total
Floradale P.S.	322	322	241	60	301	228	68	296	214	80	294	234	53	287	235	68	303
Linwood P.S.	510	519	326	95	421	327	77	404	337	81	418	342	83	425	350	79	429
St. Jacobs P.S.	348	403	240	61	302	263	59	322	281	79	360	292	76	368	305	77	382
Three Bridges P.S.	92	95	0	0	0	0	0	0	0	0	0	0	0	0	0	0	0
<b>Total</b>	<b>1180</b>	<b>1244</b>	<b>807</b>	<b>216</b>	<b>1024</b>	<b>818</b>	<b>204</b>	<b>1022</b>	<b>832</b>	<b>240</b>	<b>1072</b>	<b>868</b>	<b>212</b>	<b>1080</b>	<b>890</b>	<b>224</b>	<b>1114</b>

## Scenario 3

School	Administrator	Custodian	Teacher	ECE (FDK)
Floradale	1	3.0	13	1
Linwood	1.5	2.75	19	3
St. Jacobs	1	2	16	3
<del>Three Bridges</del>	<del>0</del>	<del>0</del>	<del>0</del>	<del>0</del>
<b>Total</b>	<b>3.5</b>	<b>7.75</b>	<b>48</b>	<b>7</b>

\*\*Staffing estimates utilize 2016 projected enrolments



# 4. Scenario Capital (and operating) Requirements

## Staffing

Scenario 10

School	Built Capacity	Capacity with FDK	2012			2014			2016			2018			2020		
			JK-6	7-8	Total	JK-6	7-8	Total	JK-6	7-8	Total	JK-6	7-8	Total	JK-6	7-8	Total
Floradale P.S.	322	322	214	56	270	188	55	243	173	65	238	191	40	231	188	59	247
Linwood P.S.	510	519	333	96	429	367	90	457	378	96	474	385	96	481	397	88	485
St. Jacobs P.S.	348	403	253	62	315	263	59	322	281	79	360	292	76	368	305	77	382
Three Bridges P.S.	92	95	60	23	83	0	0	0	0	0	0	0	0	0	0	0	0
<b>Total</b>	<b>1180</b>	<b>1244</b>	<b>860</b>	<b>237</b>	<b>1097</b>	<b>818</b>	<b>204</b>	<b>1022</b>	<b>832</b>	<b>240</b>	<b>1072</b>	<b>868</b>	<b>212</b>	<b>1080</b>	<b>890</b>	<b>224</b>	<b>1114</b>

## Scenario 10

School	Administrator	Custodian	Teacher	ECE (FDK)
Floradale	1	3.0	11	1
Linwood	1.5	2.75	20	3
St. Jacobs	1	2	16	3
<del>Three Bridges</del>	<del>0</del>	<del>0</del>	<del>0</del>	<del>0</del>
<b>Total</b>	<b>3.5</b>	<b>7.75</b>	<b>47</b>	<b>7</b>

\*\*Staffing estimates utilize 2016 projected enrolments





# 4. Scenario Capital (and operating) Requirements

## Staffing

Scenario 10 (A)

School	Built Capacity	Capacity with FDK	2012			2014			2016			2018			2020		
			JK-6	7-8	Total	JK-6	7-8	Total	JK-6	7-8	Total	JK-6	7-8	Total	JK-6	7-8	Total
Floradale P.S.	322	322	214	56	270	212	61	273	197	71	268	215	46	261	212	65	277
Linwood P.S.	510	519	333	96	429	343	84	427	354	90	444	361	90	451	373	82	455
St. Jacobs P.S.	348	403	253	62	315	263	59	322	281	79	360	292	76	368	305	77	382
Three Bridges P.S.	92	95	60	23	83	0	0	0	0	0	0	0	0	0	0	0	0
<b>Total</b>	<b>1180</b>	<b>1244</b>	<b>860</b>	<b>237</b>	<b>1097</b>	<b>818</b>	<b>204</b>	<b>1022</b>	<b>832</b>	<b>240</b>	<b>1072</b>	<b>868</b>	<b>212</b>	<b>1080</b>	<b>890</b>	<b>224</b>	<b>1114</b>

## Scenario 10 (A)

School	Administrator	Custodian	Teacher	ECE (FDK)
Floradale	1	3.0	12	1
Linwood	1.5	2.75	19	3
St. Jacobs	1	2	16	3
Three Bridges	0	0	0	0
<b>Total</b>	<b>3.5</b>	<b>7.75</b>	<b>46</b>	<b>7</b>

\*\*Staffing estimates utilize 2016 projected enrolments



# 4. Scenario Capital (and operating) Requirements

## Staffing

Scenario 10 (B)

School	Built Capacity	Capacity with FDK	2012			2014			2016			2018			2020		
			JK-6	7-8	Total	JK-6	7-8	Total	JK-6	7-8	Total	JK-6	7-8	Total	JK-6	7-8	Total
Floradale P.S.	322	322	214	56	270	196	57	253	181	67	248	199	42	241	196	61	257
Linwood P.S.	510	519	333	96	429	343	84	427	354	90	444	361	90	451	373	82	455
St. Jacobs P.S.	348	403	253	62	315	279	63	342	297	83	380	308	80	388	321	81	402
Three Bridges P.S.	92	95	60	23	83	0	0	0	0	0	0	0	0	0	0	0	0
<b>Total</b>	<b>1180</b>	<b>1244</b>	<b>860</b>	<b>237</b>	<b>1097</b>	<b>818</b>	<b>204</b>	<b>1022</b>	<b>832</b>	<b>240</b>	<b>1072</b>	<b>868</b>	<b>212</b>	<b>1080</b>	<b>890</b>	<b>224</b>	<b>1114</b>

## Scenario 10 (B)

School	Administrator	Custodian	Teacher	ECE (FDK)
Floradale	1	3.0	11	1
Linwood	1.5	2.75	19	3
St. Jacobs	1	2	17	3
Three Bridges	0	0	0	0
<b>Total</b>	<b>3.5</b>	<b>7.75</b>	<b>47</b>	<b>7</b>



# 4. Scenario Capital (and operating) Requirements

## Status Quo

School	Maintenance (10 Yr renewal)	Required Capital			Optional Capital	
		FDK	Accessibility	Other	Library	Gym
Floradale	\$0.73 M	\$0	\$0	\$0	\$0	\$0
Linwood	\$3.2 M	\$0	\$0	\$0	\$0	\$0
St. Jacobs	\$2.1 M	\$1.0 M	\$0.5 M	\$0	\$0.3 M	\$1.5 M
Three Bridges	\$0.54 M	\$0	\$0.08 M	\$0.13 M	\$0	\$0
<b>Total</b>	<b>\$ 6.57 M</b>	<b>\$1.0 M</b>	<b>\$0.58M</b>	<b>\$0.13 M</b>	<b>\$0.3 M</b>	<b>\$ 1.5 M</b>

\$8.28 M (+1.8M optional)



# 4. Scenario Capital (and operating) Requirements

Scenario 3, 10, 10A, 10B

School	Maintenance (10 Yr renewal)	Required Capital			Optional Capital	
		FDK	Accessibility	Other	Library	Gym
Floradale	\$0.73 M	\$0	\$0	\$0	\$0	\$0
Linwood	\$3.2 M	\$0	\$0	\$0	\$0	\$0
St. Jacobs	\$2.1 M	\$1.0 M	\$0.5 M	\$0	\$0.3 M	\$1.5 M
<del>Three Bridges</del>	<del>\$0.54 M</del>	<del>\$0</del>	<del>\$0.08 M</del>	<del>\$0.13 M</del>	<del>\$0</del>	<del>\$0</del>
<b>Total</b>	<b>\$ 6.03 M</b>	<b>\$1.0 M</b>	<b>\$0.5M</b>	<b>\$0</b>	<b>\$0.3 M</b>	<b>\$ 1.5 M</b>

\$7.53 M (+1.8M optional)



## 4. Scenario Capital (and operating) Requirements

### Scenario Staffing Summary

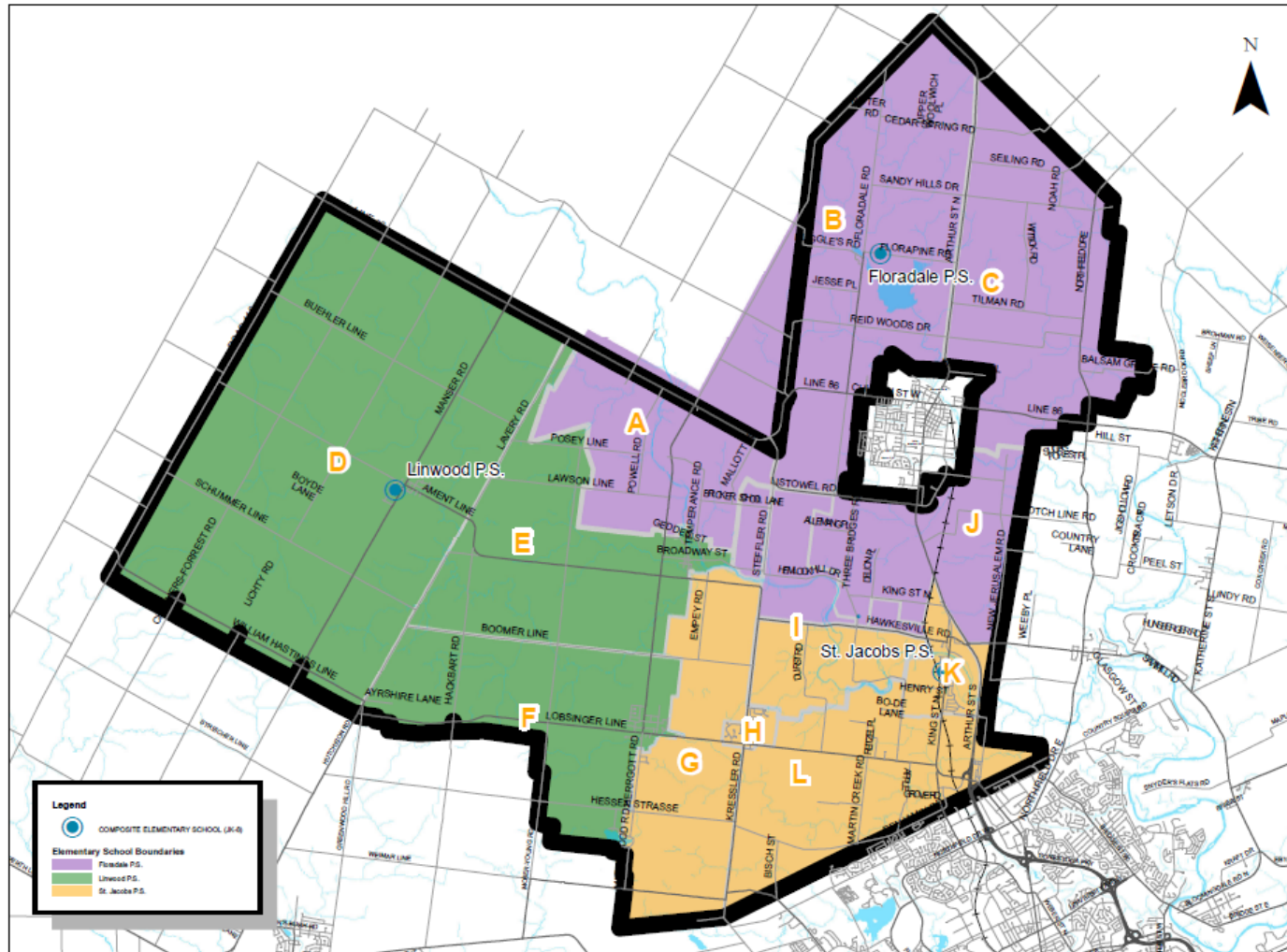
Scenario	Administrator	Custodian	Teacher	ECE (FDK)	Total
<b>Status Quo</b>	4.5	8.75	52	7	<b>72.75</b>
<b>Scenario 3</b>	3.5	7.75	48	7	<b>66.25</b>
<b>Scenario 10</b>	3.5	7.75	47	7	<b>65.25</b>
<b>Scenario 10A</b>	3.5	7.75	46	7	<b>64.25</b>
<b>Scenario 10B</b>	3.5	7.75	47	7	<b>65.25</b>

### Scenario Capital/Operating Summary

Scenario	Maintenance (10 Yr renewal)	Required Capital			Optional Capital		Total
		FDK	Accessibility	Other	Library	Gym	
<b>Status Quo</b>	\$ 6.57 M	\$1.0 M	\$0.58M	\$0.13 M	\$0.3 M	\$ 1.5 M	<b>\$10.08M</b>
<b>3, 10, 10A, 10B</b>	\$ 6.03 M	\$1.0 M	\$0.5M	\$0	\$0.3 M	\$ 1.5 M	<b>\$9.33 M</b>

# 3. Scenario Review/Revisions – Scenario 3

Woolwich and Wellesley Townships Review: Scenario 3 (modified)










- Details
- Three Bridges PS closed. Students directed to St. Jacobs PS and Floradale PS.
- St. Jacobs PS gets Areas G, H, K, L, and portions of I, J.
- Floradale PS gets portions of Areas I, J from St. Jacobs PS.

Scenario 3

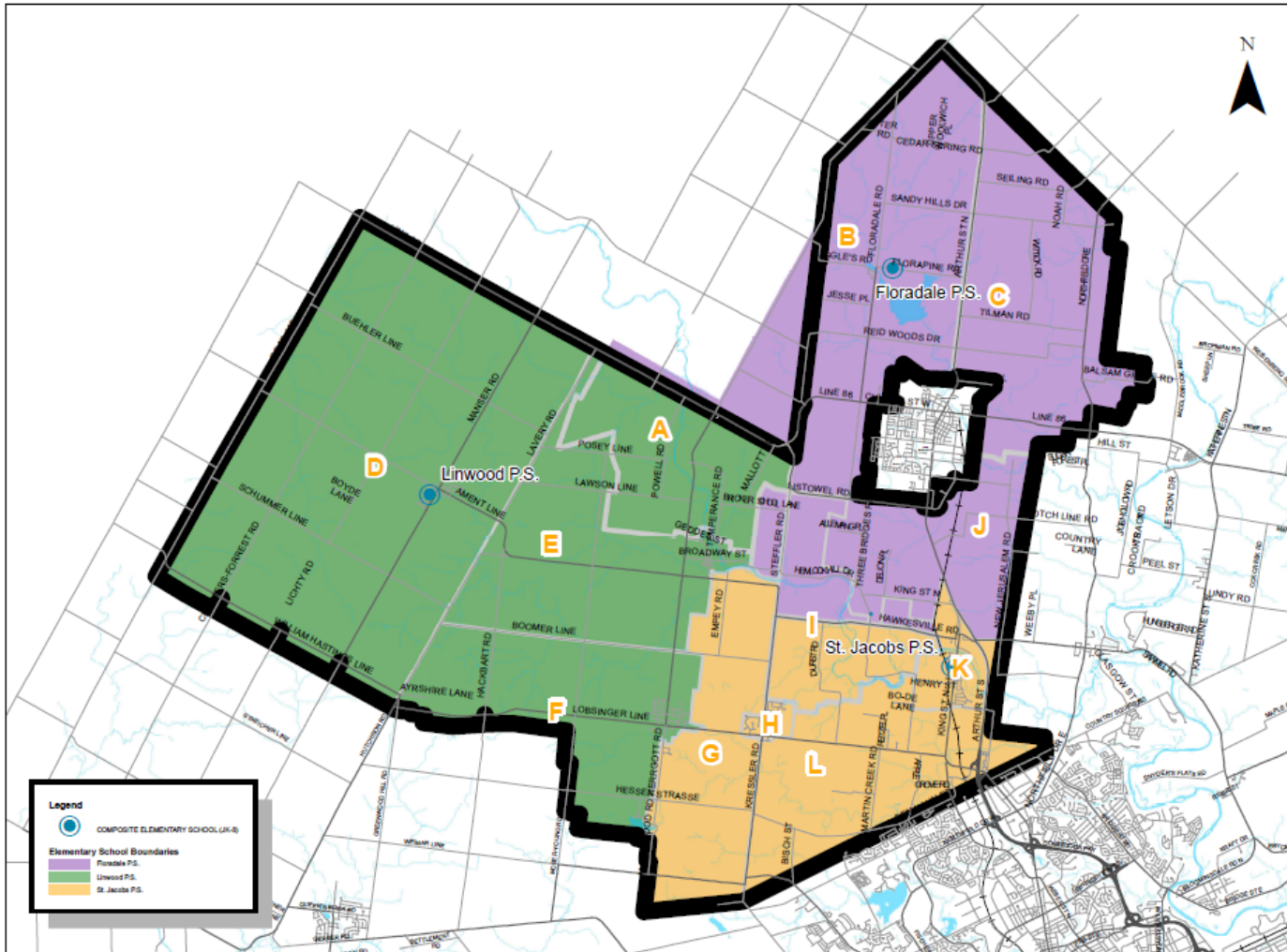
School	Built Capacity	Capacity with FDK	2012			2014			2016			2018			2020		
			JK-6	7-8	Total	JK-6	7-8	Total	JK-6	7-8	Total	JK-6	7-8	Total	JK-6	7-8	Total
Floradale P.S.	322	322	241	60	301	228	68	296	214	80	294	234	53	287	235	68	303
Linwood P.S.	510	519	326	95	421	327	77	404	337	81	418	342	83	425	350	79	429
St. Jacobs P.S.	348	403	240	61	302	263	59	322	281	79	360	292	76	368	305	77	382
Three Bridges P.S.	92	95	0	0	0	0	0	0	0	0	0	0	0	0	0	0	0
<b>Total</b>	<b>1180</b>	<b>1244</b>	<b>807</b>	<b>216</b>	<b>1024</b>	<b>818</b>	<b>204</b>	<b>1022</b>	<b>832</b>	<b>240</b>	<b>1072</b>	<b>868</b>	<b>212</b>	<b>1080</b>	<b>890</b>	<b>224</b>	<b>1114</b>

### 3. Scenario Review/Revisions – Scenario 3

Objective	Objective Met?	Comments
<b>Ensure equitable student access to a community school by having defined attendance area boundaries that relate geographically to the community it is located in.</b>		Defined boundaries however, do not relate geographically to communities. Portions of Floradale P S boundary closer to Linwood and St. Jacobs communities.
<b>Where possible organize school attendance boundaries to minimize distance to school (time on bus)</b>		Portion of Floradale boundary closer to Linwood PS and St. Jacobs PS.
<b>Address student transitions where changes proposed.</b>	TBD	Transitions not yet confirmed.
<b>Have regard for Board policy 3002; Elementary School Size and Configuration, recognizing the challenges of rural areas.</b>		Larger enrolment at Floradale PS creating more equitable distribution of enrolment between Floradale/St. Jacobs
<b>Support the efficient use of capital and operating resources through the consideration of facility condition, accessibility, and equitable access to educational amenities.</b>		<ul style="list-style-type: none"> <li>• Three Bridges PS closed, removing the maintenance/operations costs at that facility.</li> <li>• St. Jacobs PS requires significant funds in future.</li> <li>• Less facilities, less staff costs.</li> </ul>
<b>Maximize the number of students accommodated in permanent capacity</b>		All students housed in permanent capacity. (1 portable possible at St. Jacobs PS in the long term)
<b>Maximize the use of existing capacity within facilities</b>		<ul style="list-style-type: none"> <li>• Three Bridges closed (existing capacity)</li> <li>• Retained facilities fully utilized .</li> </ul>
<b>Recognize the unique needs of communities served by different schools through the reasonable accommodation of cultural differences.</b>		<ul style="list-style-type: none"> <li>• Directed Three Bridges community to St. Jacobs/Floradale..</li> <li>• Some of Three Bridges population may be more comfortable attending Floradale than St. Jacobs</li> <li>• sends largest proportion of Three Bridges families to Floradale.</li> </ul>

# 3. Scenario Review/Revisions – Scenario 10

Woolwich and Wellesley Townships Review: Scenario 10



## •Details








- Three Bridges PS closed. Students directed to St. Jacobs PS and Floradale PS.
- St. Jacobs PS gets Areas G, H, K, L, and portions of I, J.
- Floradale PS gets portions of Areas I, J from St. Jacobs PS.
- Linwood gets Area A from Floradale

Scenario 10

School	Built Capacity	Capacity with FDK	2012			2014			2016			2018			2020		
			JK-6	7-8	Total	JK-6	7-8	Total	JK-6	7-8	Total	JK-6	7-8	Total	JK-6	7-8	Total
Floradale P.S.	322	322	214	56	270	188	55	243	173	65	238	191	40	231	188	59	247
Linwood P.S.	510	519	333	96	429	367	90	457	378	96	474	385	96	481	397	88	485
St. Jacobs P.S.	348	403	253	62	315	263	59	322	281	79	360	292	76	368	305	77	382
Three Bridges P.S.	92	95	60	23	83	0	0	0	0	0	0	0	0	0	0	0	0
<b>Total</b>	<b>1180</b>	<b>1244</b>	<b>860</b>	<b>237</b>	<b>1097</b>	<b>818</b>	<b>204</b>	<b>1022</b>	<b>832</b>	<b>240</b>	<b>1072</b>	<b>868</b>	<b>212</b>	<b>1080</b>	<b>890</b>	<b>224</b>	<b>1114</b>

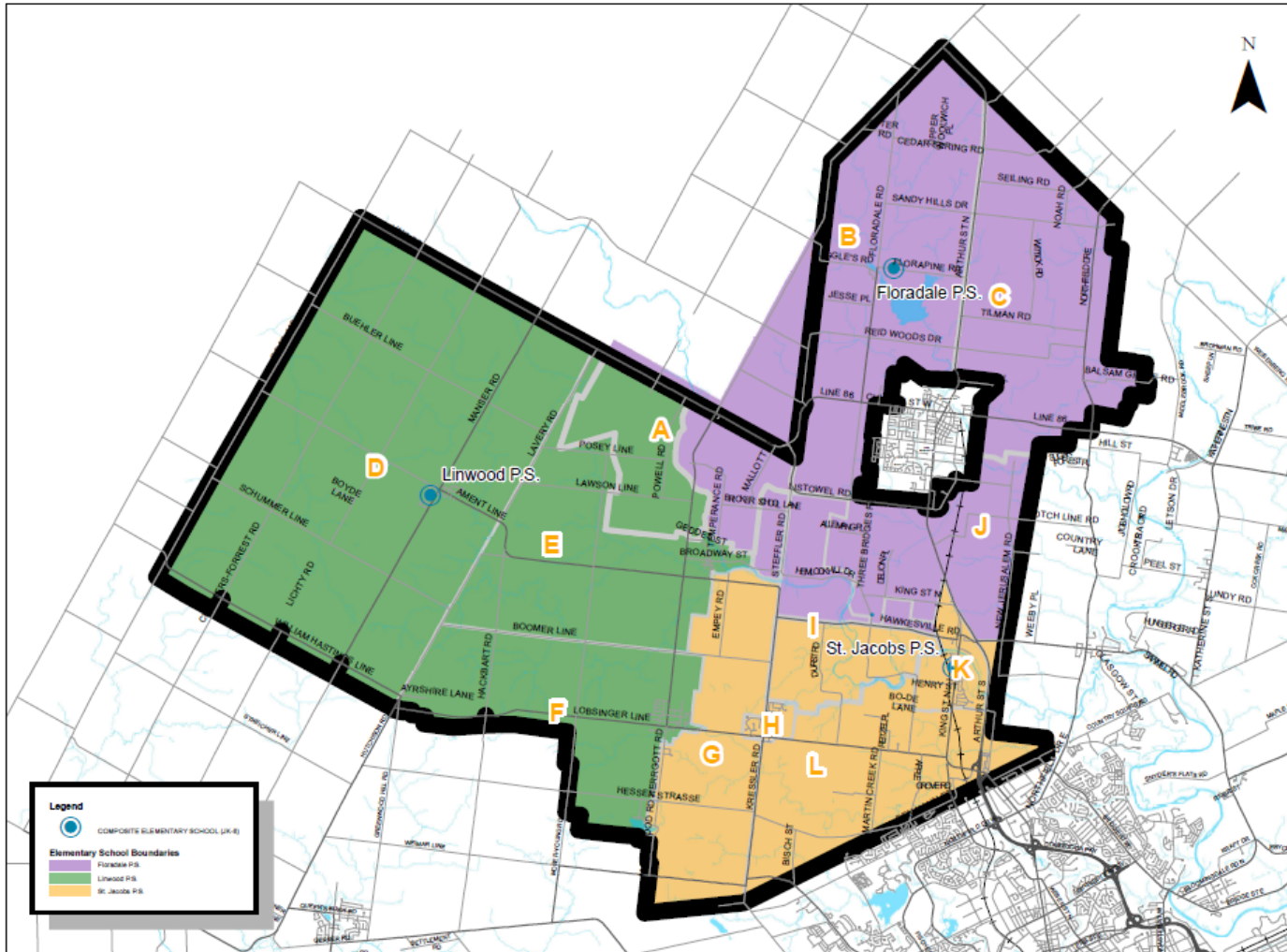


### 3. Scenario Review/Revisions – Scenario 10

Objective	Objective Met?	Comments
<b>Ensure equitable student access to a community school by having defined attendance area boundaries that relate geographically to the community it is located in.</b>		Defined boundaries however a number of areas closer to a school other than home school.
<b>Where possible organize school attendance boundaries to minimize distance to school (time on bus)</b>		Areas of Floradale boundary closer to St. Jacobs., Areas of Linwood Boundary closer to Floradale
<b>Address student transitions where changes proposed.</b>	TBD	Transitions not yet confirmed
<b>Have regard for Board policy 3002; Elementary School Size and Configuration, recognizing the challenges of rural areas.</b>		Less even distribution of enrolment between facilities
<b>Support the efficient use of capital and operating resources through the consideration of facility condition, accessibility, and equitable access to educational amenities.</b>		<ul style="list-style-type: none"> <li>• Three Bridges PS closed, removing the maintenance/operations costs at that facility.</li> <li>• St. Jacobs PS requires significant funds in future.</li> <li>• Less facilities, less staff costs.</li> </ul>
<b>Maximize the number of students accommodated in permanent capacity</b>		All students housed in permanent capacity. (! Portable may become necessary at St. Jacobs)
<b>Maximize the use of existing capacity within facilities</b>		Three Bridges closed (existing capacity) Retained facilities fully utilized
<b>Recognize the unique needs of communities served by different schools through the reasonable accommodation of cultural differences.</b>		<ul style="list-style-type: none"> <li>• Directed Three Bridges community to St. Jacobs/Floradale..</li> <li>• Some of Three Bridges population may be more comfortable attending Floradale than St. Jacobs</li> <li>• sends largest proportion of Three Bridges families to Floradale.</li> </ul>

# 3. Scenario Revisions – Scenario 10 (A)

Woolwich and Wellesley Townships Review: Scenario 10 (A)










## • Details

- Three Bridges PS closed. Students directed to St. Jacobs PS and Floradale PS.
- St. Jacobs PS gets Areas G, H, K, L, and portions of I, J.
- Floradale PS gets portions of Areas I, J from St. Jacobs PS.
- Linwood gets Area A west of Conestoga River from Floradale

Scenario 10 (A)

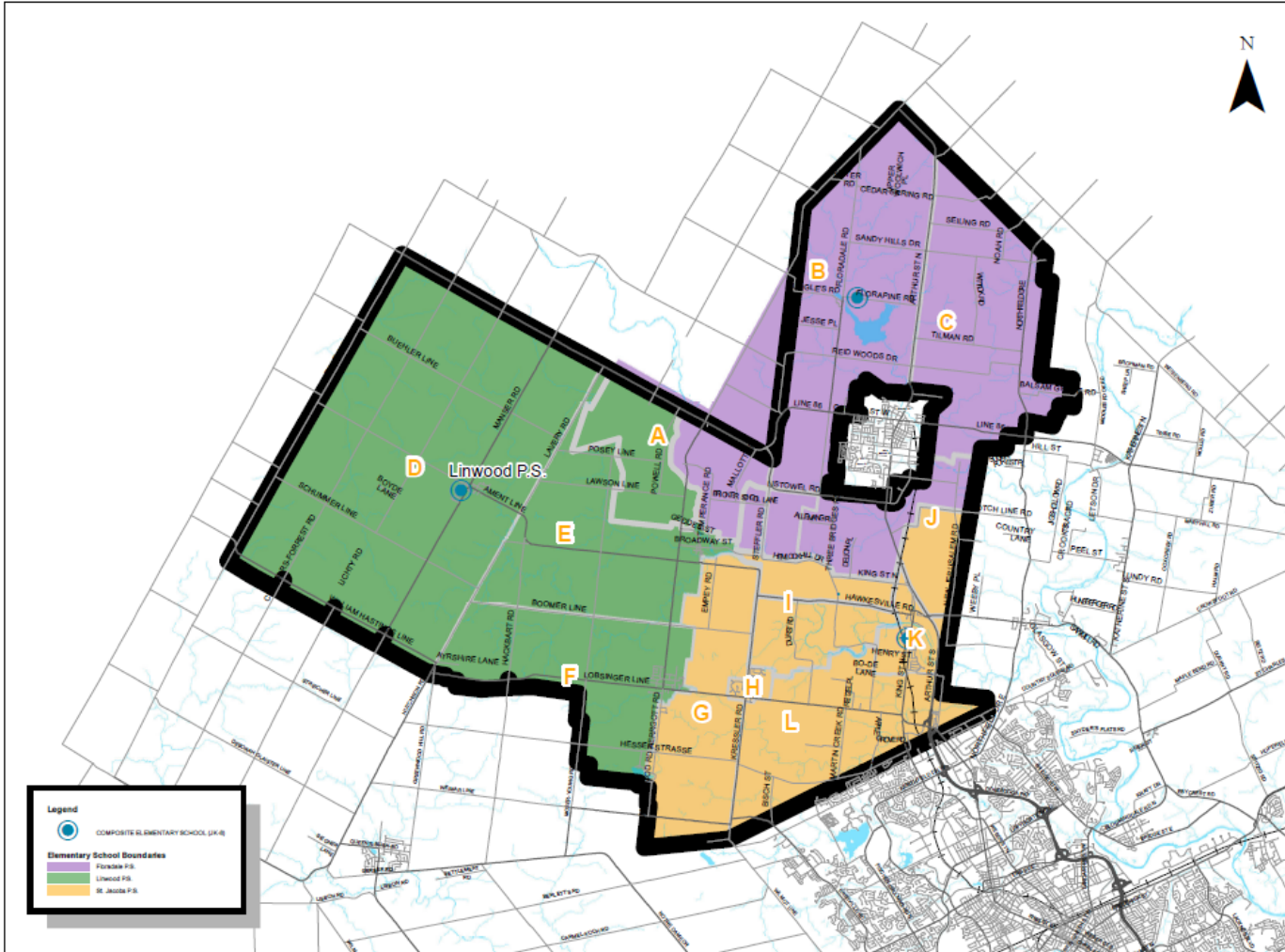
School	Built Capacity	Capacity with FDK	2012			2014			2016			2018			2020		
			JK-6	7-8	Total	JK-6	7-8	Total	JK-6	7-8	Total	JK-6	7-8	Total	JK-6	7-8	Total
Floradale P.S.	322	322	214	56	270	212	61	273	197	71	268	215	46	261	212	65	277
Linwood P.S.	510	519	333	96	429	343	84	427	354	90	444	361	90	451	373	82	455
St. Jacobs P.S.	348	403	253	62	315	263	59	322	281	79	360	292	76	368	305	77	382
Three Bridges P.S.	92	95	60	23	83	0	0	0	0	0	0	0	0	0	0	0	0
<b>Total</b>	<b>1180</b>	<b>1244</b>	<b>860</b>	<b>237</b>	<b>1097</b>	<b>818</b>	<b>204</b>	<b>1022</b>	<b>832</b>	<b>240</b>	<b>1072</b>	<b>868</b>	<b>212</b>	<b>1080</b>	<b>890</b>	<b>224</b>	<b>1114</b>

### 3. Scenario Review/Revisions – Scenario 10 (A)

Objective	Objective Met?	Comments
Ensure equitable student access to a community school by having defined attendance area boundaries that relate geographically to the community it is located in.		Defined boundaries however a number of areas closer to a school other than home school.
Where possible organize school attendance boundaries to minimize distance to school (time on bus)		Areas of Floradale boundary closer to St. Jacobs,.
Address student transitions where changes proposed.	TBD	Transitions not yet confirmed
Have regard for Board policy 3002; Elementary School Size and Configuration, recognizing the challenges of rural areas.		Floradale PS maintains current enrolment
Support the efficient use of capital and operating resources through the consideration of facility condition, accessibility, and equitable access to educational amenities.		<ul style="list-style-type: none"> <li>• Three Bridges PS closed, removing the maintenance/operations costs at that facility.</li> <li>• St. Jacobs PS requires significant funds in future.</li> <li>• Less facilities, less staff costs.</li> </ul>
Maximize the number of students accommodated in permanent capacity		All students housed in permanent capacity. (! Portable may become necessary at St. Jacobs)
Maximize the use of existing capacity within facilities		Three Bridges closed (existing capacity) Retained facilities fully utilized
Recognize the unique needs of communities served by different schools through the reasonable accommodation of cultural differences.		<ul style="list-style-type: none"> <li>• Directed Three Bridges community to St. Jacobs/Floradale..</li> <li>• Some of Three Bridges population may be more comfortable attending Floradale than St. Jacobs</li> <li>• sends largest proportion of Three Bridges families to Floradale.</li> </ul>

# 3. Scenario Revisions – Scenario 10 (B)

Woolwich and Wellesley Townships Review: Scenario 10 (B)



## • Details

• Three Bridges PS closed. Students directed to St. Jacobs PS and Floradale PS.

• St. Jacobs PS gets Areas G, H, K, L, and most of I, J.








• Floradale PS gets portions of Areas I, J from St. Jacobs PS.

• Linwood gets Area A west of Conestoga River from Floradale

Scenario 10 (B)

School	Built Capacity	Capacity with FDK	2012			2014			2016			2018			2020		
			JK-6	7-8	Total	JK-6	7-8	Total	JK-6	7-8	Total	JK-6	7-8	Total	JK-6	7-8	Total
Floradale P.S.	322	322	214	56	270	196	57	253	181	67	248	199	42	241	196	61	257
Linwood P.S.	510	519	333	96	429	343	84	427	354	90	444	361	90	451	373	82	455
St. Jacobs P.S.	348	403	253	62	315	279	63	342	297	83	380	308	80	388	321	81	402
Three Bridges P.S.	92	95	60	23	83	0	0	0	0	0	0	0	0	0	0	0	0
<b>Total</b>	<b>1180</b>	<b>1244</b>	<b>860</b>	<b>237</b>	<b>1097</b>	<b>818</b>	<b>204</b>	<b>1022</b>	<b>832</b>	<b>240</b>	<b>1072</b>	<b>868</b>	<b>212</b>	<b>1080</b>	<b>890</b>	<b>224</b>	<b>1114</b>

### 3. Scenario Review/Revisions – Scenario 10(B)

Objective	Objective Met?	Comments
<b>Ensure equitable student access to a community school by having defined attendance area boundaries that relate geographically to the community it is located in.</b>		Defined boundaries better relate geographically to communities.
<b>Where possible organize school attendance boundaries to minimize distance to school (time on bus)</b>		Improves current distance to school boundary organization.
<b>Address student transitions where changes proposed.</b>	TBD	Transitions not yet confirmed
<b>Have regard for Board policy 3002; Elementary School Size and Configuration, recognizing the challenges of rural areas.</b>		Further skews the enrolment distribution
<b>Support the efficient use of capital and operating resources through the consideration of facility condition, accessibility, and equitable access to educational amenities.</b>		<ul style="list-style-type: none"> <li>• Three Bridges PS closed, removing the maintenance/operations costs at that facility.</li> <li>• St. Jacobs PS requires significant funds in future.</li> <li>• Less facilities, less staff costs.</li> </ul>
<b>Maximize the number of students accommodated in permanent capacity</b>		St. Jacobs PS, likely require 2 or more portables in long term
<b>Maximize the use of existing capacity within facilities</b>		Three Bridges closed (existing capacity) Retained facilities fully utilized
<b>Recognize the unique needs of communities served by different schools through the reasonable accommodation of cultural differences.</b>		<ul style="list-style-type: none"> <li>• Directed Three Bridges community to St. Jacobs</li> <li>• Some of Three Bridges population may be more comfortable attending Floradale than St. Jacobs</li> <li>• sends smallest proportion of Three Bridges families to Floradale.</li> </ul>

# Woolwich & Wellesley Townships Accommodation Review

## **Public Meeting # 3**

**Thursday October 18, 7:30 – 9:00 p.m.**

**Elmira District Secondary Schools (small gymnasium)**

## **ARC Meeting # 16**

**Tuesday, October 23, 2012**

