




# Count the Feathers with Onkel Hans!

How many do you think he should put in his hat?



null




eins



zwei



drei



vier




fünf




sechs




seiben



acht



neun



Zehn

Now try counting backwards?



# Learning German (Deutsch) Words and Phrases

According to Guinness Book of Records, German (Deutsch) is one of the ten most spoken languages in the world. It is spoken by 120+ million people in 38 countries, primarily in Germany (Deutschland), Austria and Switzerland. There are people of German ancestry throughout Canada, with a large and vibrant community in Kitchener-Waterloo.

## The Alphabet

In German, the alphabet is exactly the same as in English. ß could be considered to be an additional letter, although it simply represents double-s (ss).

## Accents

The umlaut (ä, ö, ü) is the only accent used in German writing. It alters the pronunciation of vowels in words.

## Consonants, Vowels (and combinations)

To hear German pronunciations, visit

[german.about.com/library/anfang/blanfang\\_abc.htm](http://german.about.com/library/anfang/blanfang_abc.htm)

- b • like b in boy (when preceding a vowel), or  
• like p in stop (at the end of a syllable, or before s or t)
- c • c in cat
- ch • like ch in Scottish loch
- d • like d in dog (when preceding a vowel), or  
• like t in bet (at the end of a syllable, or before s or t)
- f • like f in fish
- g • like g in gum (when preceding a vowel), or  
• like ck in pack (at the end of a syllable, or before s or t)
- h • like h in house
- j • like y in yes
- k • like ck in back, but with less air exhaled
- l • like l in lime, but much lighter
- m • like m in me
- n • like n in nice
- p • like p in pit, but with less air exhaled
- r • rolled/trilled like r in French, but not so strongly
- s • like z in haze (when preceding a vowel)  
• otherwise: like s in sit
- sp • like sh in sheep, but with lips more rounded (when preceding a vowel)
- st • like sh in sheep, but with lips more rounded (when preceding a vowel)
- ß, ss • like s in sit
- t • like t in tape, but with less air exhaled
- v • like f in fake
- w • like v in vest
- z • like ts in pots

- a • short between u in cut and o in cot, but even shorter, or  
• long like in hard
- e • short like e in set, but even shorter, or  
• long like a in lane
- i • short like i in bit, but even shorter, or  
• long like ee in feet
- o • short like o in hot, but even shorter, or  
• long like oa in boat, said with pursed lips  
• (ö) like ur in turn
- u • like u in bush, but even shorter, or  
• long like oo in boot, said with pursed lips  
• (ü) similar to ew in pew; more like ue in French rue
- ai • like i in pine, but shorter
- oi • like oi in coin, but shorter
- au • long like ou in mouse

<u>GREETINGS</u>	
Hello	Hallo
Hi	Hi / Guten Tag
Good bye	Auf Wiedersehen
Bye	Tschüß



<u>ETIQUETTE</u>	
Please	Bitte
Thank you	Danke (schön)
Yes	Ja
No	Nein

<u>DAYS OF THE WEEK</u>	
Monday	Montag
Tuesday	Dienstag
Wednesday	Mittwoch
Thursday	Donnerstag
Friday	Freitag
Saturday	Samstag
Sunday	Sonntag

<u>MONTH</u>			
January	Januar	July	Juli
February	Februar	August	August
March	März	September	September
April	April	October	Oktober
May	Mai	November	November
June	Juni	December	Dezember



Practice these phrases to greet Onkel Hans & Miss Oktoberfest

<u>PHRASES</u>	
What is your name?	Wie heißen Sie?
My name is .....	Mein Name ist .....
How old are you?	Wie alt sind Sie?
I am ..... years old.	Ich bin ..... Jahre alt.
Where do you live?	Wo wohnen Sie?
I live in Kitchener-Waterloo.	Ich wohne in Kitchener-Waterloo..
How are you?	Wie geht es Ihnen?
I'm very well, thank you.	Sehr gut, danke.
What subject do you most like?	Welches Fach gefällt Dir am besten?
I like art.	Ich mag Kunst.

<u>SCHOOL SUBJECTS</u>	
English	das Englisch
Mathematics	die Mathe
French	das Französisch
German	das Deutsch
Art	die Kunst
Computing (IT)	die Informatik
Music	die Musik
Geography	die Erdkunde
History	die Geschichte
Phys Ed	der Sport

Put signs up around your school identifying these people, places and things



<u>SCHOOL LIFE</u>	
Pupil	der Schüler die Schülerin
classroom	das Klassenzimmer
library	das Bibliothek
hall	die Halle
staffroom	das Lehrerzimmer
teacher	der Lehrer die Lehrerin
cloakroom	die Garderobe

bathroom	das Badezimmer
gym	die Turnhalle
sports field	der Sportplatz
office	Das Büro
headmaster	der Schulleiter
headmistress	die Schulleiterin
secretary	der Sekretär die Sekretärin
corridor	der Korridor
caretaker	der Hausmeister
school yard	der Schulhof
bell	die Klingel
homework	die Hausaufgaben
detention	das Nachsitzen

pen	der Kugelschreiber
pencil	der Bleistift
eraser	das Radiergummi
chalk	die Kreide
blackboard	die Tafel
paper	das Papier
book	das Buch
calculator	der Rechner

Links we found helpful:

- [Enchantedlearning.com/themes/german](http://Enchantedlearning.com/themes/german)
- [Smartphrase.com](http://Smartphrase.com)
- [German.about.com](http://German.about.com)
- [uni.edu/becker/](http://uni.edu/becker/)
- [germany.info/relaunch/education/Teacher\\_Kits/main.html](http://germany.info/relaunch/education/Teacher_Kits/main.html)



## Food that really schmecks!

Why not try these wonderful recipes from the Kitchener-Waterloo Oktoberfest Bavarian Cookbook for your Oktoberfest classroom activities.

This cookbook can be purchased at the Kitchener-Waterloo Oktoberfest Official Retail Store for \$11.99

### German Chocolate

#### Butter Cookies

$\frac{1}{2}$ c	butter
1 c	sugar
2 squares	unsweetened chocolate, grated
1	egg
1 tsp	vanilla
2 c	sifted flour
1 tsp	baking powder
$\frac{1}{2}$ tsp	salt

Cream butter, add sugar gradually, and continue creaming until light. Add egg, mix well. Add chocolate and vanilla. Stir in dry ingredients. Chill for 3-5 minutes. Roll to 1/8" thickness. Cut with cookie cutters. Bake on ungreased cooking sheet at 375' for 8-10 minutes.

#### Oktoberfest Cookies

$\frac{1}{2}$ c	salted butter
1 c	sifted confectioner's sugar
1 $\frac{1}{2}$ tsp	vanilla
3 c	sifted all purpose flour
2	eggs, well beaten

Cream the butter and sugar together. Add the vanilla and beat the eggs together. Gradually add flour. Roll out dough and cut out shapes. Bake at 325' for 15-20 minutes. Cool, and decorate with coloured frosting.



### Vanilla Pretzels

5	egg yolks
1 c	sugar
2 tsp	vanilla
1 c	sweet butter
4 c	all purpose flour



Beat egg yolks with sugar until thick and lemon-coloured. Stir in vanilla. Cut butter into flour. Add egg mixture and blend with wooden spoon. With hands, knead until dough is smooth. Pinch off pieces of dough and with floured hands, roll into strips about  $\frac{1}{2}$ " thick and 5" long. Place on ungreased cookie sheet and form into pretzels. Bake at 350' for 10-12 minutes or until pretzels turn brown at the edges. While still warm, glaze with thin vanilla icing. **Icing** - blend together 1 c sifted confectioner's sugar and 1 tsp vanilla. Add 1 tsp water until the icing reaches the consistency of thick cream.

# Sing-A-Long with Onkel Hans

## The Happy Wanderer

I am a happy wanderer along the mountain track,  
And as I go I love to sing, my knapsack on my back.

*Chorus: Val-de-ree, val-de-ra,  
Val-de-ree, val-de-ra-ha-ha-ha-ha-ha  
Val-de-ree, val-de-ra, (last line of verse)*



I love to wander by the stream that dances in the sun,  
So joyously it calls to me, come join my happy song.  
*(Chorus)*

I wave my hat to all I meet, and they wave back to me,  
And blackbirds call so loud and sweet, from every greenwood  
tree.  
*(Chorus)*

Oh may I go a-wandering, until the day I die  
And may I always laugh and sing, beneath the clear blue sky.  
*(Chorus)*

## Edelweiss



Edelweiss, Edelweiss, every morning you greet  
me. Small and white, clean and bright, you look  
happy to meet me. Blossom of snow may you bloom  
and grow, Bloom and grow forever.  
Edelweiss, Edelweiss, bless my homeland forever.

## Roll Out the Barrel

Roll out the barrel, we'll have a barrel of fun.  
Roll out the barrel, we've got the blues on the run.  
Zing, Boom, ta-ra-ral, sing out a song of good  
cheer. Now's the time to roll the barrell  
'Cos the gang's all here!



Schools Program Brought to you by:





Name: \_\_\_\_\_

Colouring Contest Sponsored By:


Grade: \_\_\_\_\_

Phone #: \_\_\_\_\_



Please bring this completed colouring page to Martin's Family Fruit Farm retail location (1420 Lobsinger Line, RR1, Waterloo) to be entered into the colouring contest. Three Martin's gift baskets will be given out to three lucky winners. To be handed out in three categories: JK - Grade 1, Grade 2-5, Grade 6-8. Contest begins September 15, 2014 and ends October 18, 2014 (winners will be contacted after this date).

E



F

A --- Fold Here --- B ---  
C --- Fold Here --- D



## **Make an Onkel Hans Hat** **INSTRUCTIONS**

**Step 1:** Fold up along line AB

**Step 2:** Fold up along line CD

**Step 3:** Bring corners E and F together to form a cone and staple



KITCHENER - WATERLOO  
**OKTOBERFEST.**



KITCHENER - WATERLOO  
**OKTOBERFEST.**



KITCHENER - WATERLOO  
**OKTOBERFEST.**



KITCHENER - WATERLOO  
**OKTOBERFEST.**



KITCHENER • WATERLOO  
**OKTOBERFEST.**



KITCHENER • WATERLOO  
**OKTOBERFEST.**



KITCHENER • WATERLOO  
**OKTOBERFEST.**



KITCHENER • WATERLOO  
**OKTOBERFEST.**

